



Delhi Public School

Mivapur



HOLIDAY HOMEWORK

Keep your child's brain active
over break without them knowing they're doing





**YOU DON'T GET
WHAT YOU WISH FOR,
YOU GET
WHAT YOU WORK FOR.**

Dear Children,

Homework is not simply work assigned to keep you occupied productively at home but also to help you to learn to work independently. These home assignments provide an opportunity to develop self-discipline, study habits, and time management skills. It encourages you to explore subjects more deeply than classroom time permits. I am sure you young Dipsites can set your homework goals and enjoy a feeling of accomplishment when the goals are met.

Homework also allows your parents to play an active role in your education and helps them to spend quality time with you. Homework also closes the gap between school and home.

Learning should happen at home as well as in school.

HOME WORK TO BE DONE IN THE SCRAP BOOK ONLY

ENGLISH

SCRAPBOOK WORK



- ❖ Make a Pictionary of 20 words, write the synonym, antonym, one sentence and a picture of that word. Make a beautiful cover page of your Pictionary.
- ❖ "Pen your thoughts" about one of the happiest day of your summer holidays and why. Illustrate with your drawing or stick figure drawing or cut out relevant pictures from magazine/newspaper.

We are happy to share the online e-library created for the students of DPS with stories to read and also upload any original story of your own. Please find the link to the site.

<https://sites.google.com/dpshyderabad.com/primarylibrary/>

Read any story, then make the stick puppet of the favourite character of the story. Paste that puppet in the Scrapbook and describe in 5-6 sentences about that character.

MATHEMATICS

Scrap Book Activity

- 1) In your scrap book, write the year in which your parents were born. Then write that year - in number name, successor, predecessor and expanded form.
- 2) During the vacations you will be visiting some places, collect bills of those visits – travel, food, purchases etc. Paste them in scrapbook and find the total amount you spent.

Note:

- Revise Numbers beyond 999 and Addition.
- LEARN tables 2 to 10
- Math workbook: circled questions in the chapter on addition.



GENERAL SCIENCE




Scrap book Activity

- 1) Paste dry leaves of any 6 medicinal plants and write two uses of each plant.
- 2) Watch Discovery/Animal Planet channel or read books on animals/birds and prepare to share about any one animal/bird with your friends in class. (Guideline:-habitat, show on the world map where they are found, food, shelter, threats faced and why) Make notes in the scrap book with bullet points so that it will help you while sharing with your friends.
- 3) Sow a mustard seed or a Bengal gram and water it daily. Make a date chart and record the observation for the next 7 days.

Date	Action taken	Observation

Draw a conclusion on what are the factors needed for the growth of the plant.



Think and Answer: How will you contribute to make your planet green? (any 3 points)

SOCIAL SCIENCE



Scrap book Activity

- 1) Make a Travelogue, choose any one city from the following
DELHI KOLKATA HYDERABAD
CHENNAI MUMBAI BANGLURU

A brief history of the city, all the famous destinations or places of tourist interest, famous food, best time to visit, how to travel/ route to be taken must be included in your travel guide. Make a beautiful cover page. (helpful for the lesson Important cities in India).

- 2) Write 5 amazing facts about Our Universe.

2nd LANGUAGE TELUGU



ఒత్తు పదములతో చిత్రములను అతికించండి. (క to ఛ)

(Ex - క్క - ఒత్తు - నక్క చిత్రము , గ్గ - ఒత్తు - ముగ్గు చిత్రము)

2nd LANGUAGE HINDI



1) झंडे का चित्र चिपकाकर या बनाकर सभी रंगों का महत्त्व बताइए।

2) पुरानी बेकार वस्तुओं से नई वस्तु बनाइए और उसका उपयोग बताइए।

English-

One is never alone when one is with books. By reading a book you could go off to faraway places, meet all kinds of people, animals, birds and even fairies. What fun! Reading will teach you many new words. You will write and speak better. Read books to discover lots of new things. Here is a reading BINGO for you.

Task:

1. Read any 5 books from the BINGO.
2. Write at least 10-15 new words learnt with their meanings.
3. Create a book cover page for any of the story book read.
4. Change the climax/ending of any of the story you read and write in your own words what would you like the climax to be.

Don't repeat the stories.

Name _____

Colour the square when you have completed a task. On a new page of your English Creative writing notebook, write down the titles and authors of the books you read. When you have BINGO, see your teacher for a Prize!

READING BINGO

Read under a tree	Read on your couch	Read in the car	Read a non-fiction book	Read an article in the newspaper
Read a book recommended by your teacher	Read a fable	Read to your grandma or grandpa	Read a fairy tale	Read after breakfast
Wear sunglasses and read a book	Read book with red cover	FREE SPACE	Make a den and read inside	Read a book that makes you laugh
Read a book that you had never heard before	Write your own story and read it	Read a sports book	Read a biography	Read a fiction book
Read in the News Head lines	Read a book about plants	Read for 30 minutes in a comfy chair	Read a poem/ story to a cuddly soft toy	Read a story and then invent a new title

Dear Parents,

“It is not what you do for your children, but what you have taught them to do for themselves that will make them successful human beings.

~ Ann Landers, an American Advice Columnist









The table below is a way to make your child more responsible and independent. Please take 6 printouts and let your child do the assigned task and record the same in the organiser. Please staple the printouts together and then stick in the scrap book.

Child Organizer Job Chart

Name _____

Week of _____

✓ Check Completed Jobs

Self Care	Sun.	Mon.	Tues.	Wed.	Thurs.	Fri.	Sat.
● I brushed my teeth. 							
● I combed my hair. 							
● I took my bath. 							
●							
Clean Room	Sun.	Mon.	Tues.	Wed.	Thurs.	Fri.	Sat.
● I made my bed. 							
● I put all my dirty clothes in the laundry. 							
● I picked up all my toys. 							
●							
Household / Family	Sun.	Mon.	Tues.	Wed.	Thurs.	Fri.	Sat.
● I cleaned up after meals and snacks. 							
● I put away all my belongings around the house. 							
●							



A special privilege I would like to earn this week:

Allowance
Earned \$

Tell me I forget, Show me I remember,
Involve me I understand. Wise Old Saying