



# Delhi Public School

## Miyapur

# HOLIDAY HOMEWORK

Keep your child's brain active  
over break without them knowing they're doing

**GRADE - I**



Dear Children,

**Homework and studies serve an important purpose.**

Homework is not simply busy-work assigned to you to keep you occupied productively at home but also to help you to learn to work independently and develop self-discipline. These home assignments provide an opportunity to develop self-discipline, study habits, and time management skills. It encourages you to explore subjects more deeply than classroom time permits. I am sure you young Dipsites can set your homework goals and enjoy a feeling of accomplishment when the goals are met.



**Homework** also allows your parents to play an active role in your education and helps them to spend quality time with you. Homework also closes the gap between school and home.

**Learning should happen at home as well as in school.**

**HOME WORK TO BE DONE IN THE SCRAP BOOK ONLY**

**English:**

- Write down the names and relation of your extended family members with whom you have spent time during the holidays.
- The places you have visited, the animals you have seen, and the unique things you have seen during your visit. For example:

Name	Place	Animal	Thing

- Write the names, animals, places and things (minimum **10 things in each category**).

**Maths:** Write down the names of your extended family members along with their age and classify them into even and odd numbers, minimum 10 names. For example.

Even Number			
Name of the family member	Relation	Age	Number -Names
Saima	cousin	6 yrs	six

Odd Number			
Name of the family member	Relation	Age	Number -Names
Raju	brother	3 yrs	three

- Then arrange all the names in ascending order as per their age.
- Then put all the people with odd age in descending order.

### E.V.S:

- Please share your memorable moments with us when you are back to the school.
- Write down whether you have visited the beach, hills, plains or forest in your vacation along with photographs of your family members.

### II Language Telugu:

- వర్ణమాల వ్రాసిన, వర్ణమాలల న అక్షరముల ఆగు బ మ్మలన పల్లనన్న నకరంబ అతికింపుము.

### II Language Hindi:-

- Stick pictures related to वर्णमा ।
- Draw, Collect or paste the 10 pictures of बिना मात्रा वाले श and 'आ' मात्रा के श .Write the names beside the picture.

## WORK TO BE DONE IN A4 Size PAPER

### Basic Sight Words and Good Manners:

- Write or print (Font: Palatino Linotype) the following **basic sight words** on one side of the A4 Sheet and other side **stick the pictures of Good Manners**.
- Write the **name of the child, class and section** on the TOP RIGHT CORNER OF THE A4 SHEET and get it LAMINATED. **Submit the same on the reopening day.**

the	of	and	a	to	in
is	you	that	it	he	was
for	on	are	as	with	his
they	I	at	be	this	have
from	or	one	had	by	word
but	not	what	all	were	we
who	where	an	can	why	when

**March/April portions at a glance:**

<b>SUBJECT</b>	<b>UNITS/CHAPTERS TO GLANCE</b>
English Lit Book	Unit -3 "SAND" Pg No. 19 - 22
English Lit Work Book	Pg No 15 16 (Course Unit-8 "My five senses" T.B Pg No. 76 - 82 )
English Gr Work Book-I	Pg No. 3- 8 and 29 - 33 (Vowels & Consonants, Articles )
Math text book	Ch - 1 Numbers upto 9 ( Pg No 5 - 22) Ch- 2 Numbers upto 9 (Pg No. 27 - 38)
Math and Magic	Pg No 5 - 24
II LANG Telugu	Rachana Bk Pg No 4 - 15
II LANG Hindi	T.B Pg No 14 - 17 and Pg No 19
II LANG Hindi WBk	W.B Pg No 1 - 4
E. V.S	Ls - About Me, Ls- My Body, Ls- My Family.

**Dear Parent,**

**The importance of reading cannot be emphasized enough in young children, and we as parents need to make every day reading a high priority.**

Not only does reading enhance a child's vocabulary, and to help them to understand how to read and write, but reading aloud to children also helps them to understand different topics about the world and everyday life.

1. Reading to young children sets them up to succeed.
2. Reading develops language skills.
3. Exposure to reading exercises your child's brain.
4. Reading enhances a child's concentration.
5. Reading together encourages a thirst for knowledge.
6. A range of books teaches children about different topics.
7. Reading develops a child's imagination and creativity.
8. Reading books with children helps to develop empathy.
9. Books are a form of entertainment.
10. Reading together helps to create a bond.

**To cultivate the reading habit, choose minimum two books (preferably from the Lady Bird series)**

1. Fairy tale Hansel and Gretel
2. The Ugly Duckling.
3. The Shoemaker and the Elves.
4. Pinocchio.
5. Jack and the Beanstalk.



After completely reading the books, answer the following questions and paste this form in the scrap book.

Student's name: \_\_\_\_\_

Class: I    Sec.: \_\_\_\_\_

**Book: 1**

1. Name of the book: \_\_\_\_\_.

2. Author: \_\_\_\_\_.

3. Name the characters: \_\_\_\_\_

\_\_\_\_\_.

4. What did you liked in this story book?

\_\_\_\_\_.

**Book: 2**

11. Name of the book: \_\_\_\_\_.

2. Author: \_\_\_\_\_.

3. Name the characters: \_\_\_\_\_

\_\_\_\_\_.

4. What did you liked in this story book?










\_\_\_\_\_.

Dear Parents,

“It is not what you do for your children, but what you have taught them to do for themselves that will make them successful human beings.

~ **Ann Landers**, an American Advice Columnist

The table below is a way to make your child more responsible and independent. Please take 6 printouts and let your child do the assigned task and record the same in the organiser. Please staple the printouts together and then stick in the scrap book.

<b>Child Organizer</b>		Name _____						
<b>Job Chart</b>		Week of _____						
		✓ Check Completed Jobs						
<b>Self Care</b>		Sun.	Mon.	Tues.	Wed.	Thurs.	Fri.	Sat.
● I brushed my teeth. 								
● I combed my hair. 								
● I took my bath. 								
●								
<b>Clean Room</b>		Sun.	Mon.	Tues.	Wed.	Thurs.	Fri.	Sat.
● I made my bed. 								
● I put <b>all</b> my dirty clothes in the laundry. 								
● I picked up <b>all</b> my toys. 								
●								
<b>Household / Family</b>		Sun.	Mon.	Tues.	Wed.	Thurs.	Fri.	Sat.
● I cleaned up after meals and snacks. 								
● I put away <b>all</b> my belongings around the house. 								
●								
 <b>SHAPES ETC.</b>	A special privilege I would like to earn this week:						<b>Allowance Earned \$</b>	
<i>Tell me I forget, Show me I remember, Involve me I understand.</i> Wise Old Saying								

Dear children,

We are happy to share the online e-library created for the students of DPS with stories to read and also upload any original story of yours. Please find the link to the site.

<https://sites.google.com/dpshyderabad.com/primarylibrary/>