



Delhi Public School

Mivapur



HOLIDAY HOMEWORK

Keep your child's brain active
over break without them knowing they're doing





Dear Children,

Homework and studies serve an important purpose.

Homework is not simply busy-work assigned to you to keep you occupied productively at home but also to help you to learn to work independently and develop self-discipline. These home assignments provide an opportunity to develop self-discipline, study habits, and time management skills. It encourages you to explore subjects more deeply than classroom time permits. I am sure you young Dipsites can set your homework goals and enjoy a feeling of accomplishment when the goals are met.

Homework also allows your parents to play an active role in your education and helps them to spend quality time with you. Homework also closes the gap between school and home.

So learning should happen at home as well as in school.

HOME WORK TO BE DONE IN THE SCRAP BOOK ONLY

ENGLISH



- Write down the names and relations of your extended family members with whom you have spent time during the holidays.
- The places you have visited, the animals you have seen, and the unique things you have seen during your visit. For example:

Name	Place	Animal	Thing

- Write the names, animals, places and things (minimum 10 things in each category).

MATHEMATICS



Write down the names of your extended family members along with their age and classify them into even and odd numbers. For example.

Even Number			
Name of the family member	Relation	Age	Number Names
Saima	cousin	6 yrs	six

Odd Number			
Name of the family member	Relation	Age	Number Names
Raju	uncle	43 yrs	forty three

- Arrange the names in ascending
- Arrange the names with even age in descending order.
- Compare the age and write the oldest person and the youngest person's age with their name and photo.

E.V.S



- Please share your memorable moments with us. Write down whether you have visited the beach, hills, plains or forest during your vacation along with a few photographs and write 6 to 8 lines about your visit.
- Collect leaves of the different shapes (If possible name of the tree /plant). Put them in a small see through cover and paste them.

2nd LANGUAGE TELUGU



- మహాప్రాణాక్షర గుణింతములను రాయండి.
- గుణింతపు గుర్తుల పదములకు సంబంధించిన చిత్రములను అతికించండి.

2nd LANGUAGE HINDI



- Draw or paste 10 pictures of words with संयुक्त व्यंजन.

WORK TO BE DONE IN A4 SIZE PAPER

Adjectives and Multiplication Tables:

Write or print the following **adjectives** on one side of the A4 Sheet and on other side **Multiplication Tables from 1 to 10.**


Write the **name of the child, class and section** on the TOP RIGHT CORNER OF THE A4 SHEET and get it LAMINATED. **Submit the same on the reopening day.**

Yeppy ! Your table mat is ready.

Table of 1

1	x	1	=	1
2	x	1	=	2
3	x	1	=	3
4	x	1	=	4
5	x	1	=	5
6	x	1	=	6
7	x	1	=	7
8	x	1	=	8
9	x	1	=	9
10	x	1	=	10
11	x	1	=	11
12	x	1	=	12

Likewise Table 2 to 10, all in one side of A4 sheet.



Amazing ADJECTIVES




Feelings

angry
annoyed
anxious
arrogant
ashamed
bored
clumsy
confused
creepy
cruel
depressed
disgusting
embarrassed
envious
fierce
foolish
grumpy
hungry
jealous
lazy
lonely
mysterious
nervous
thoughtless

PEOPLE

adorable
aggressive
annoying
beautiful
clumsy
confident
considerate
excitable
firm
glamorous
grumpy
helpful
handsome
important
kind
moody
pretty
talented
thoughtful
thoughtless

noise




Size

big
fat
gigantic
great
high
huge
immense
large
little
mammoth
massive
miniature
petite
short
skinny
small
tall
tiny
wide

Feelings

agreeable
amused
brave
charming
cheerful
courageous
delightful
determined
eager
energetic
enthusiastic
friendly
gentle
happy
helpful
jolly
lively
perfect
pleasant
proud
relieved
successful
thoughtful

Revise the March & April topics:

SUBJECT	PAGE NOS. COMPELETED(March'19 & April'19)
English Lit Text Book	Pg No 8 - 16
English Lit Work Book	Pg No 3 - 12
English Grammar Work Book-I	Pg No 3 - 6
Math text book	Pg No 5 - 25
Math and Magic	Pg No 5 - 19
E.V.S	Chapter 6, 2
II LANG Telugu:	T.B Pg No 68, 85
II LANG Hindi:	NB- वर्णमाला ,मात्राएँ और उनके शब्द , संयुक्त व्यंजन के शब्द , संयुक्ताक्षर . पाठ – १, कौन सिखाता (कविता) WB- Pg No- 1, 2, 54.

Dear Parent,

The importance of reading cannot be emphasized enough in young children, and we as parents need to make every day reading a high priority.

Not only does reading enhance a child's vocabulary, and to help them to understand how to read and write, but reading aloud to children also helps them to understand different topics about the world and everyday life.

1. Reading to young children sets them up to succeed.
2. Reading develops language skills.
3. Exposure to reading exercises your child's brain.
4. Reading enhances a child's concentration.
5. Reading together encourages a thirst for knowledge.
6. A range of books teaches children about different topics.
7. Reading develops a child's imagination and creativity.
8. Reading books with children helps to develop empathy.
9. Books are a form of entertainment.
10. Reading together helps to create a bond.

**To cultivate the reading habit,
kindly choose minimum two books and help your child read.**

- Once Upon a Time by Niki Daly (for kids who like realism) A story about a girl who loves to learn but hates being called on reading aloud in class.
- 151 Panchatantra tales by Manoj publications.
- 3."The Little Red Hen Big Book" by Paul Galdone - The book is about how we reap what we sow. The book is packed with humor and kids will enjoy as they are reading.
- Could You? Would You? By Trudy White- For kids who like adventure stories
- Chicken soup for the kid's soul by Jack Canfield



**After completely reading the books,
answer the following questions and paste this form in the scrap book.**

Student's name: _____ Class: II Sec.: _____

Book: 1

1. Name of the book : _____.
2. Author : _____.
3. Name the characters: _____.
4. What did you liked in this story book? _____
_____.

Book: 2

1. Name of the book : _____.
2. Author : _____.
3. Name the characters: _____
_____.
4. What did you liked in this story book? _____
_____.

"It is not what you do for your children, but what you have taught them to do for themselves that will make them successful human beings.

~ Ann Landers, an American Advice Columnist







The table below is a way to make your child more responsible and independent. Please take 6 printouts and let your child do the assigned task and record the same in the organiser. Please staple the printouts together and then stick in the scrap book.

Child Organizer Job Chart

Name _____

Week of _____

✓ Check Completed Jobs

Self Care	Sun.	Mon.	Tues.	Wed.	Thurs.	Fri.	Sat.
● I brushed my teeth. 							
● I combed my hair. 							
● I took my bath. 							
●							
Clean Room	Sun.	Mon.	Tues.	Wed.	Thurs.	Fri.	Sat.
● I made my bed. 							
● I put all my dirty clothes in the laundry. 							
● I picked up all my toys. 							
●							
Household / Family	Sun.	Mon.	Tues.	Wed.	Thurs.	Fri.	Sat.
● I cleaned up after meals and snacks. 							
● I put away all my belongings around the house. 							
●							



A special privilege I would like to earn this week:

Allowance
Earned \$

Tell me I forget, Show me I remember,
Involve me I understand. Wise Old Saying