



# DELHI PUBLIC SCHOOL, Miyapur

## DIPS-BUZZ

VOLUME. 6 ISSUE. 12

Page-1

*Dear Parent,*

### **“What feels like an end is often the beginning.”**

Beginnings are beautiful. Starting something new offers excitement, and opportunity for change. As we gear up to greet the new year, we need to say goodbye to the month of December.

The month of December brings with itself a wide spectrum of emotions. Reflecting upon the various events, experiencing a sense of pride in the accomplishments gearing up for new challenges are few of the sentiments which we all experience. It is the time to introspect and evaluate surprises and learnings. This transitory month of December is an excellent time to let go of all negativity and the associated thoughts and sentiments. It is the time to plan ahead and work towards executing these plans.

As we Dipsites entered the month of December, the threshold of 2021, we paused to reflect and evaluate. We let our thoughts percolate and pondered over them.

We reflected upon our personal and academic growth, marvelled at the way few of us were able to slay our personal demons, experienced a sense of pride in our achievements and most importantly experienced an overwhelming sense of gratitude towards our parents, teachers, friends and society.

With this poignant feeling of gratitude, we the editorial board proudly present the Dispbuzz for the month of December-2021.

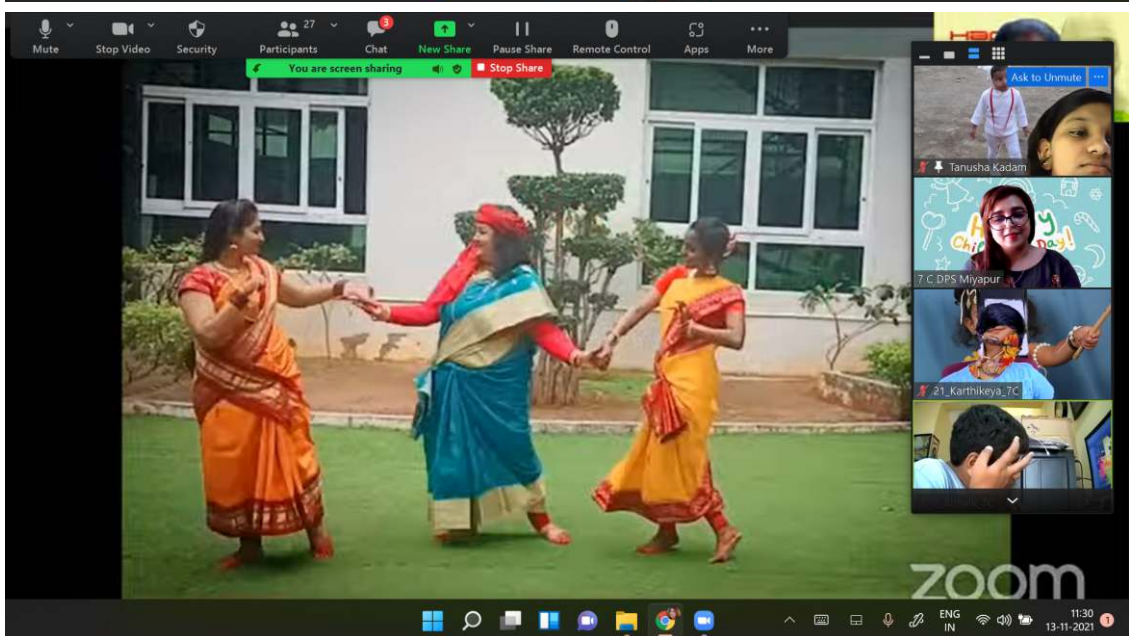
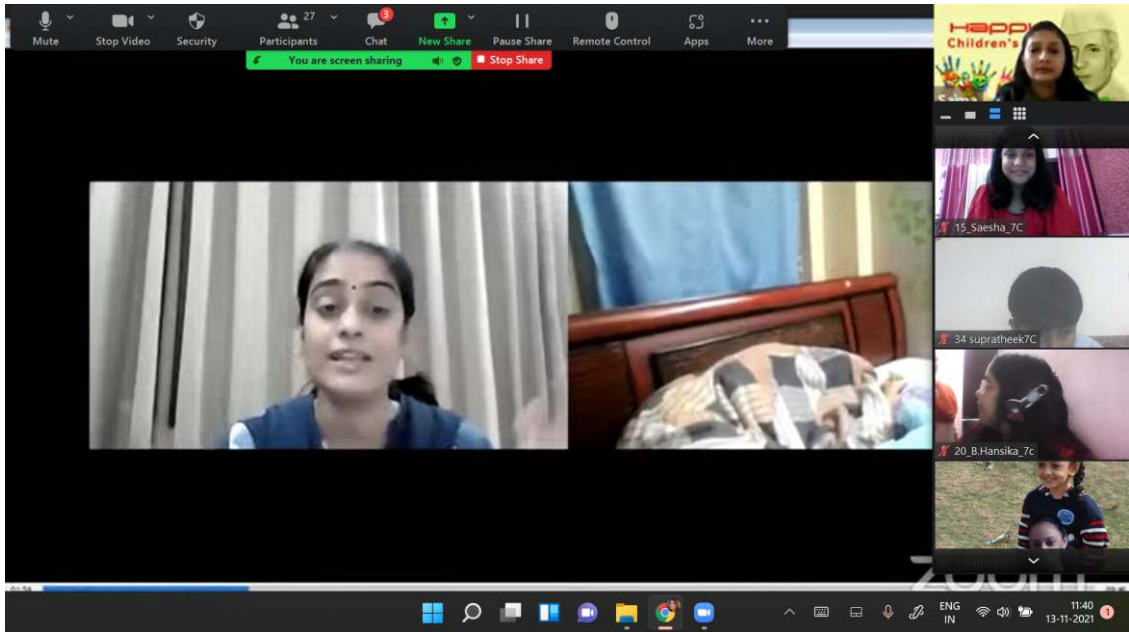
## THE CELEBRATIONS

### Children's Day


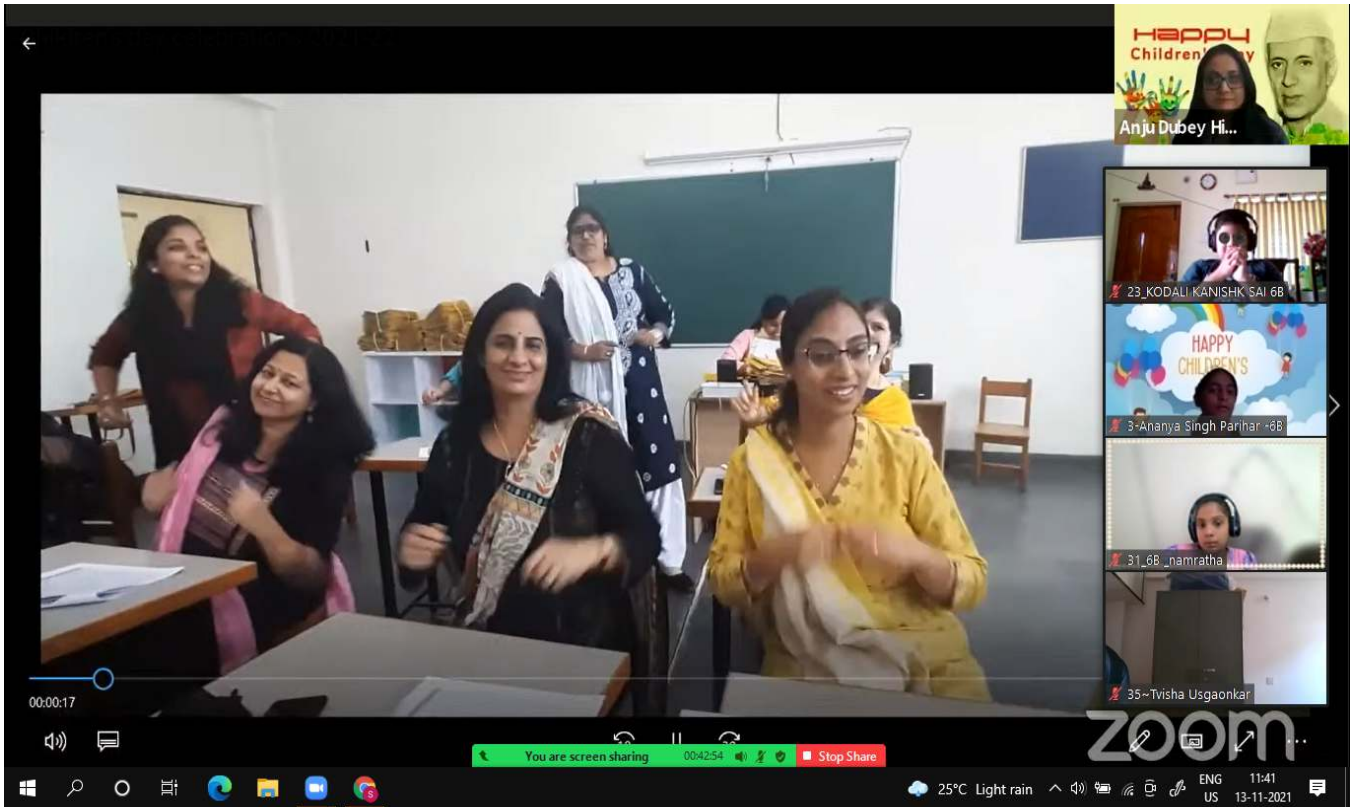








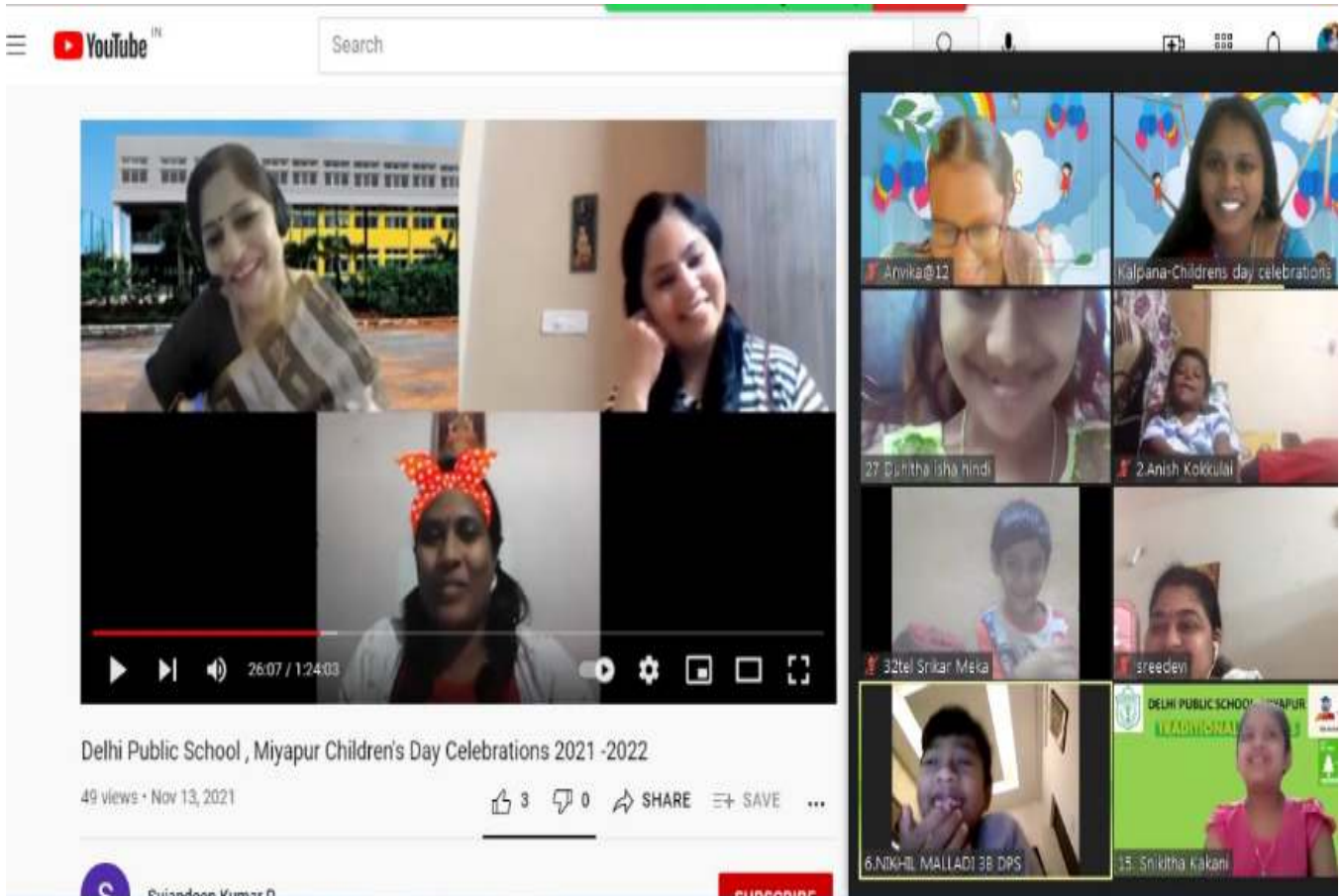
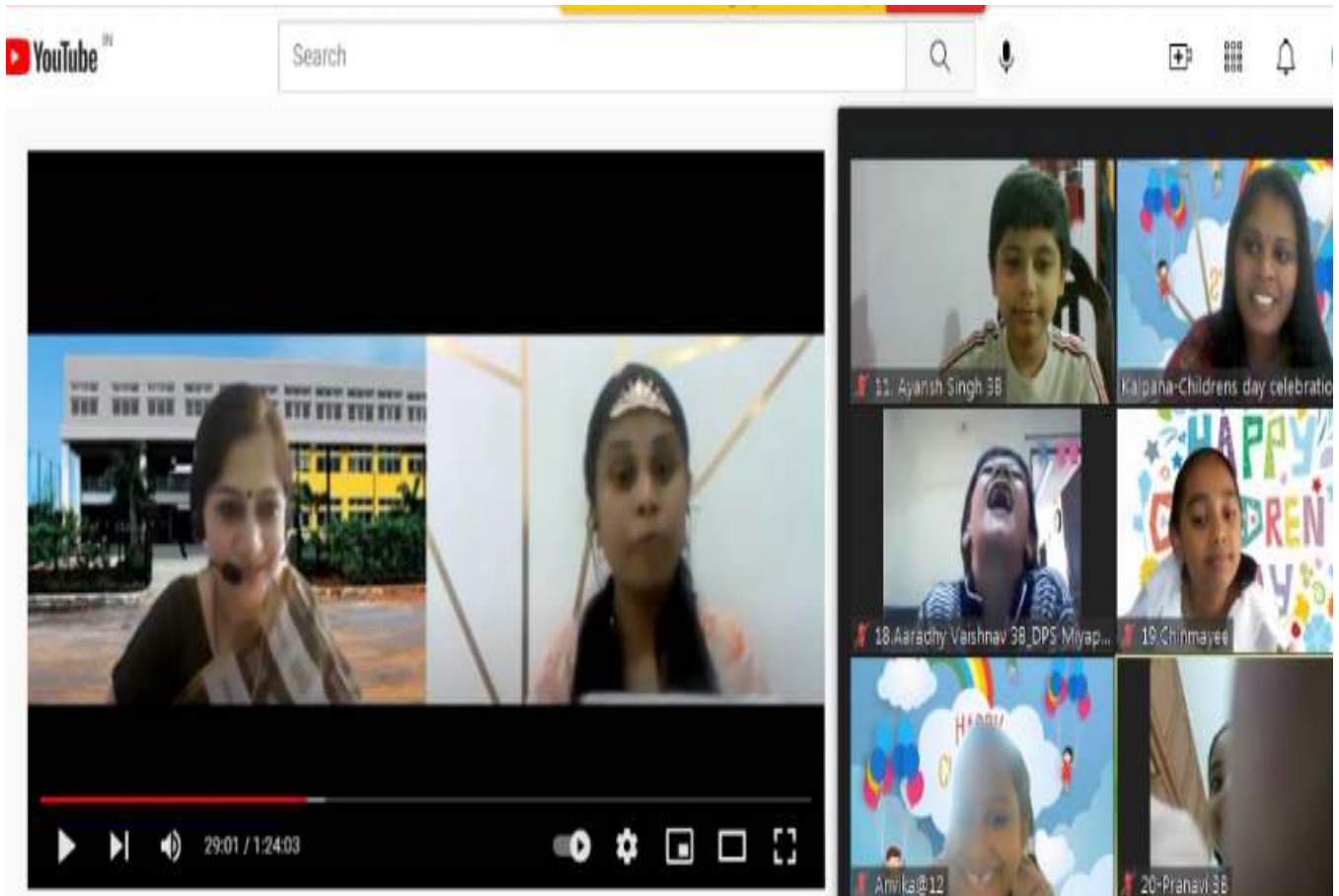







The **junior wing** also celebrated it on Saturday, 13th November. A video encapsulating a plethora of events- songs, skits ,dance and performances by teachers was shown to students. The video began with Principal, Ms Gowri Sarkar, greeting the children on the special day, a day to celebrate the bond between teachers and students. This was followed by a number of performances to delight, entertain and regale the students.






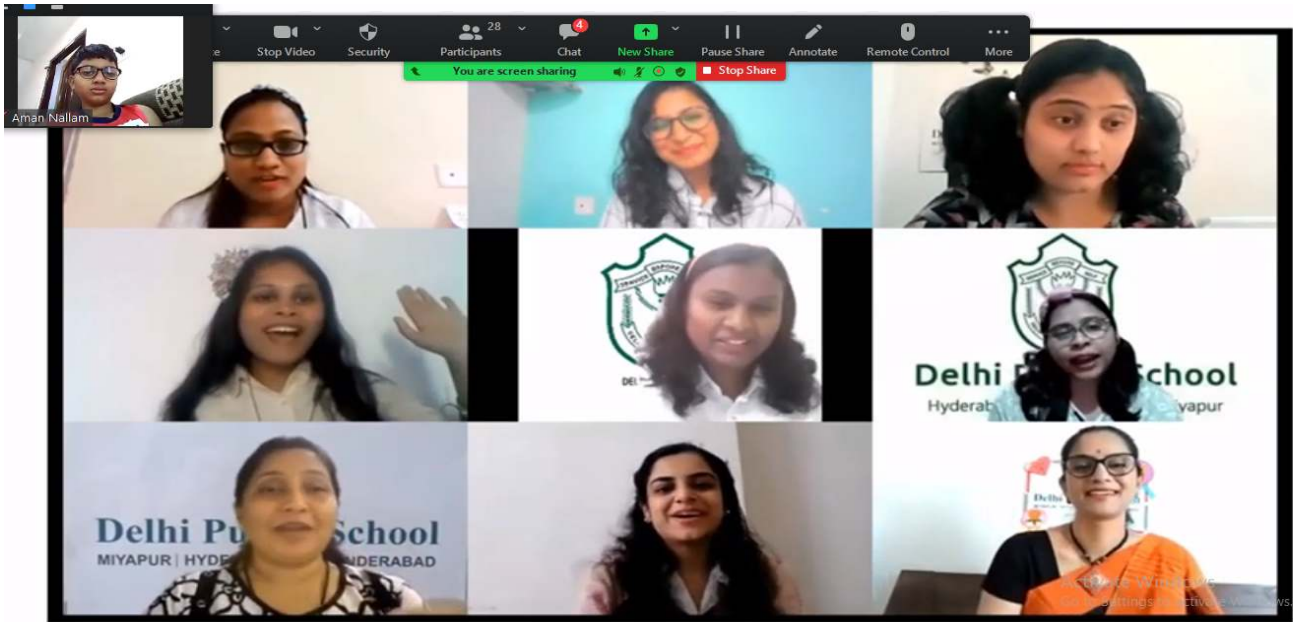








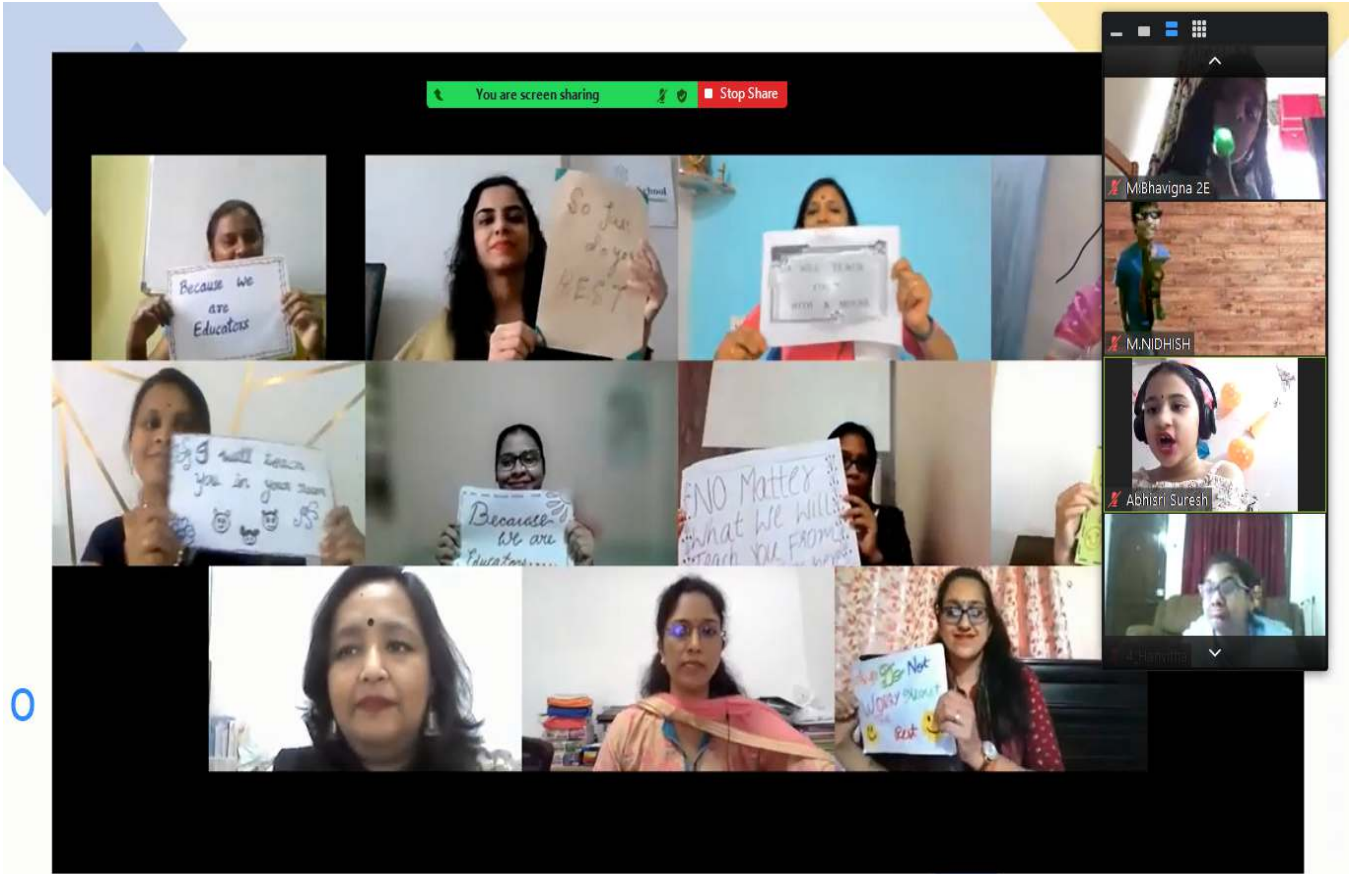




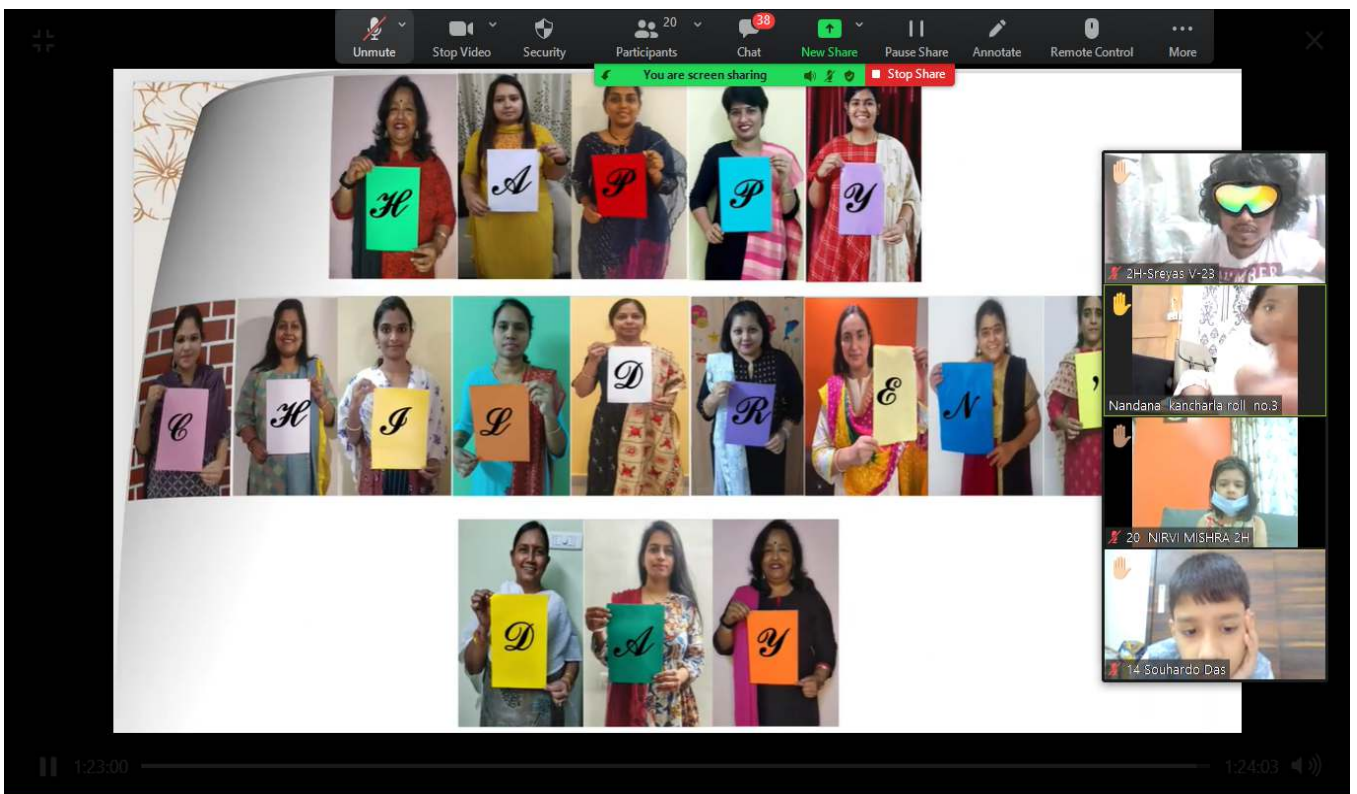
Identify the photos





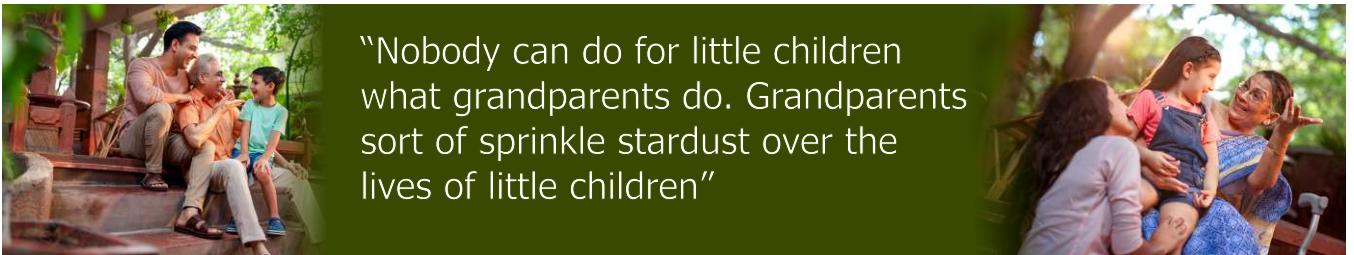






## Grandparents' Day – A salute to our Roots

By LKG & UKG



“Nobody can do for little children what grandparents do. Grandparents sort of sprinkle stardust over the lives of little children”



Grandparents are the family's greatest treasure, the founders of a loving legacy, the greatest storytellers, and the keepers of tradition. Grandparents are the family's strong foundation. Through their special love and care, grandparents keep a family close at heart. To honour them the UKG students celebrated Grandparents Day on Wednesday, 27th October 2021 and LKG students had some fun time with their grandparents on Friday, 29th October 2021.

Grandparents were invited to spend some wonderful time with their grandchildren, and the warmth of their abundant love could be felt, even virtually. Grandparents joined the classes of their beloved grandchildren and enjoyed their breakfast with buddies time followed by a short assembly dedicated to them.

The celebration began with a welcome speech by the teachers and was followed by shloka recitation. Our tiny dipsites performed dance and sang songs to entertain their grandparents. A quiz was attempted by children and their grandparents which was insightful as well as entertaining. Grandparents shared some mesmerizing moments and re-lived their childhood with their grandchildren.

The success of the event was evident through the joyful smiles and teary eyes of the grandparents as they were overwhelmed to see their grandchildren performing for them. They felt exhilarated in sharing their stories, experiences, and a few lifestyle tips with the audience.

The happy moments and the warmth was tangible throughout as the grandparents were bidden adieu with a token of love, a card made of the handprints of them and their grandchildren. This was accompanied with beautiful memories to cherish for a lifetime. The grandparents hugely appreciated and responded overwhelmingly towards this unique initiative taken by the faculty of DPS, Miyapur. Further, the class teachers had a heartwarming interaction with the grandparents, thanking them for their whole-hearted cooperation and enthusiastic participation and for the love of their grandchildren.





UKG - A



UKG - B





UKG - C







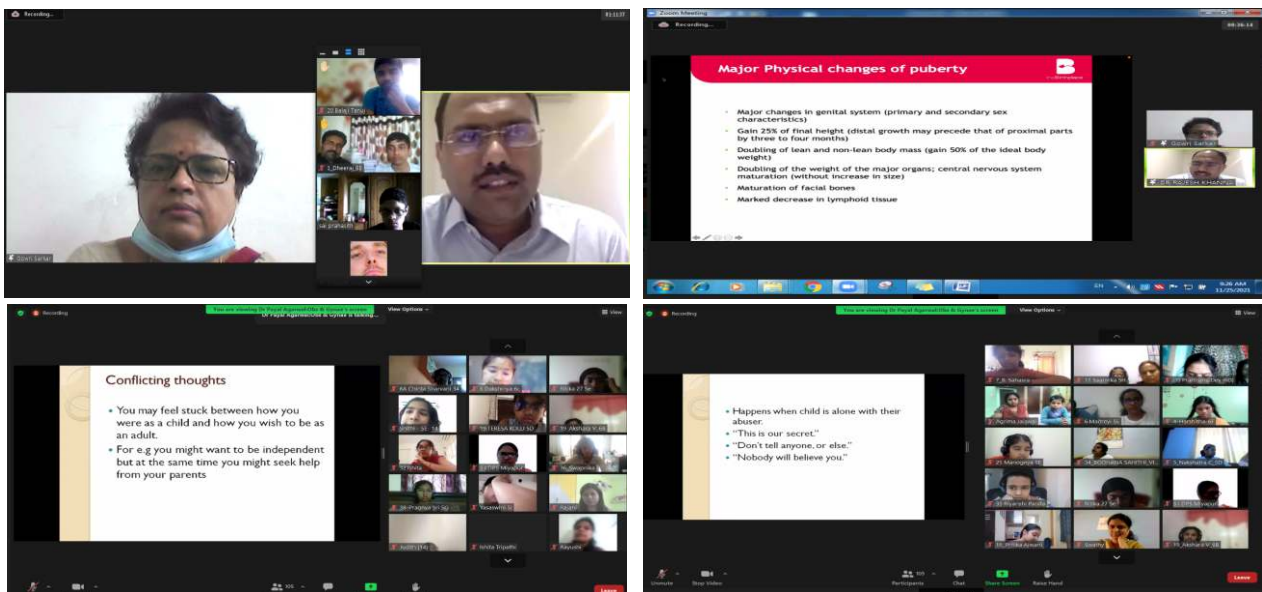


## The Webinars

To develop a positive learning culture and to make parents an active partner in their child's educational journey, a number of webinars were organised.

### Dads and Dudes

Dads and dudes was one such webinar which aimed to address the adolescent issues of teenage boys of grade 8 and 9. The participating boys and their fathers had a candid discussion with the Dr. Rajesh Khanna (MBBS, MD – Pediatrics, from The Birthplace) wherein they clarified their queries about various issues ranging from emotional health to the physical changes occurring in teenage boys.



### Mom and Me

Attention to adolescent health is an important issue which should be addressed at the right time in the right manner. Aligning with this thought process, a webinar for the girl students of grade 5 and 6 and their mothers was conducted. Dr. Payal Agarwal (M.B.B.S, M.S) , Consultant( OBS & GYNAE) presided over the webinar where she talked about the menstrual cycle and hygiene. She also addressed the issue of abuse and mental well being of the females.





## Behaviour Modification

A webinar of Behaviour Modification of parents to incite a positive response in children for the students of grade 2 and 3 was conducted by Ms Asra, a trained psychologist. She targeted the alteration of parental behaviour so that a positive response can be incited in the children. Various issues were discussed at length. The webinar proved to be a beneficial one for the parents who are often left wondering about the correct parenting methods.



## Inter-House Competitions



“Do not compete with others! Pick a high speed for yourself that suits high ideals and try to catch and surpass that speed!”

A little competition can inspire students to work harder for their goals and improve their skills. Aligning with this ideology, a number of Inter house competitions were conducted at various grade levels. Below are the glimpses of a few of them.

### LKG INTER HOUSE CLAY MOULDING COMPETITION

“Clay can be dirt in the wrong hands,  
but clay can be art in the right hands”



Clay modeling has many educational benefits for kids. clay-modeling activities improve a child's hand-eye coordination, motor skills, dexterity, creativity, and attention span.

Clay modeling is an activity that is therapeutically beneficial to kids in many ways. Hand-eye coordination is a neurological process where the visual input provided by the eye is used to guide the hands in performing a task. Using clay during playtime will also help her engage the muscles in her hands and arms. Being creative is an attribute that is highly valued today. Using clay can allow your child to apply creativity in molding different clay objects as per his desire. Students presented clay models on the topic “Clay Train”.









**THE WINNERS ARE:****LKG - A**

S. No.	NAME OF THE STUDENT	HOUSE	POSITION
1	SAI PRASAD PANDA	AGNI	FIRST
2	ABHINEETH AYAPILLA	AGNI	SECOND
3	SHRESTA SAMAL	JAL	THIRD

**LKG - B**

S. No.	NAME OF THE STUDENT	HOUSE	POSITION
1	REYAANSH BIPIN DHERE	JAL	FIRST
2	IRSHITA KAMBHAMMETTU	JAL	SECOND
3	SHAARAV CHAKRABORTY	JAL	THIRD

**LKG - C**

S. No.	NAME OF THE STUDENT	HOUSE	POSITION
1	DHAARA JIGNESH SONEJI	PRITHVI	FIRST
2	NANDINI CHAUDHURI	AGNI	SECOND
3	JESHWANTH KRISHNA POLAKAM	PRITHVI	THIRD

**UKG INTER HOUSE CLAY MOULDING COMPETITION**

“Children are like clay in our hands. Like a sculptor we can chisel and carve their personalities with our behaviour.”

Clay Moulding is one of the best ways to develop fine motor skills. It not only caters to the pre-writing skills but also helps the children to develop hand-brain coordination, agility and prepares them for formal writing. DPS Miyapur has conducted its inter house contest for clay moulding contest for the students of UKG. The theme was vegetable basket which the students had to complete within the time limit of 40 min. The parameters for Judgement were colour combination, craftsmanship, finishing and overall presentation.



**THE WINNERS ARE:****UKG - A**

S. No.	NAME OF THE STUDENT	HOUSE	POSITION
1	PRITISH SHIT	AGNI	FIRST
2	SRIYAN KRISHNA RAVINUTHALA	JAL	FIRST
3	VIRAJ KARTHIKEYA VAKA	PRITHVI	SECOND
4	VIVAAN AGARWAL	JAL	THIRD

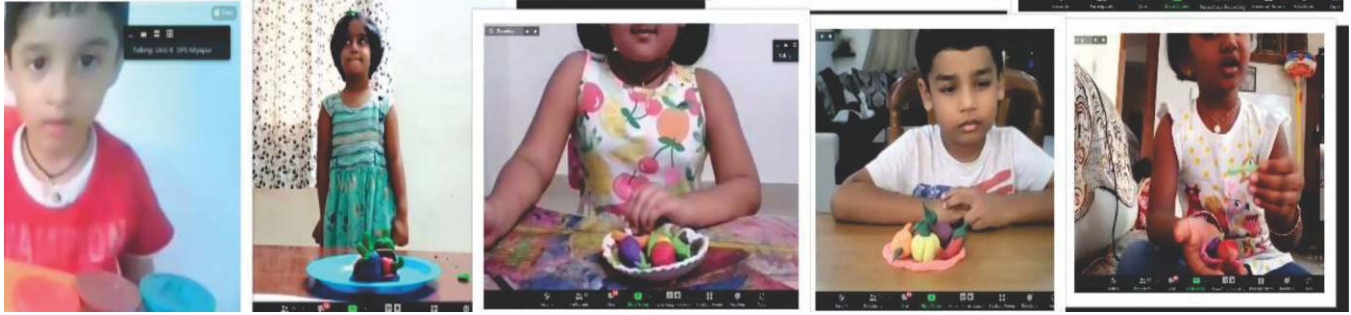

**UKG - B**

S. No.	NAME OF THE STUDENT	HOUSE	POSITION
1	RUTHVIKA	AGNI	FIRST
2	ROHAN KRISHNA ATHALURI	PRITHVI	FIRST
3	GNANA PRAGNA VUNGARALA	PRITHVI	SECOND
4	RUDRA MISHRA	AAKASH	THIRD
5	MITIKSHA THOTAKURI	AAKASH	THIRD

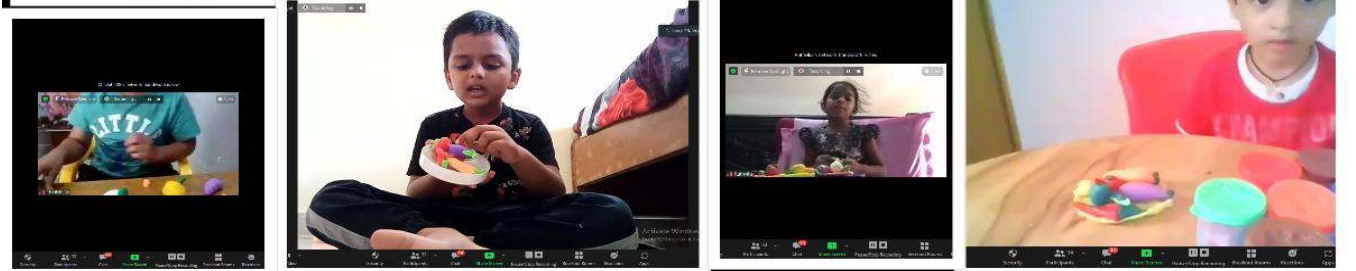
**UKG - C**

S. No.	NAME OF THE STUDENT	HOUSE	POSITION
1	AYANSH VALLURIPALLI	AAKASH	FIRST
2	ANJANEYA ARYA ARUNA SRIKAR MULUKUTLA	AGNI	FIRST
3	RUDRANSH PALLE	AGNI	SECOND
4	RITHIN KRISHN MANIKYAM	PRITHVI	SECOND
5	ARIGHNO BARAI	AGNI	THIRD









## UKG INTER HOUSE RAMP WALK COMPETITION

“Different Shades Of Life  
Make The Painting More Beautiful”.

- Michael Dolan



With this pleasant thought in mind, the faculty of DPS Miyapur had virtually hosted Ramp walk - an inter house competition for the students of UKG on 16<sup>th</sup> November 2021. However this competition was pre-recorded. The children were given a theme and were asked to dress up accordingly. They introduced themselves and spoke a few lines about their attire and walked the ramp. The theme was Indian culture as we believe that *“Our culture, our traditions, our language are the foundations upon which we build our identity”*.

All the children took part with great enthusiasm and exhibited the best of their talents and abilities. Not to forget, all the girls were dolled up in lehengas and long frocks while the boys were looking handsome in Kurta Pyjama and Panchi. They exhibited their talent and confidence with great vigour and were excited to look at themselves on screen while the video was played during the virtual class among their friends. Hence cultural style is a way to say who you are without having to speak.

### THE WINNERS ARE:



#### UKG - A

S. No.	NAME OF THE STUDENT	HOUSE	POSITION
1	DEVANSH GOUD BALAGOUNI	AGNI	FIRST
2	JİYANSHI SINGAVRUKSHAM	JAL	FIRST
3	SRIYAN KRISHNA RAVINUTHALA	JAL	SECOND
4	DIVIJA JESTA	PRITHVI	THIRD

#### UKG - B


S. No.	NAME OF THE STUDENT	HOUSE	POSITION
1	YUVAN KUMAR SAHU	JAL	FIRST
2	HAASINI KANTAMANI	AAKASH	SECOND
3	NAVYA CHAUHAN	AGNI	THIRD



## UKG - C

S. No.	NAME OF THE STUDENT	HOUSE	POSITION
1	SAMYUTHA GANDHAM	PRITHVI	FIRST
2	SAARANSH SINGH	AGNI	SECOND
3	VAISHNAVI SINGH	AGNI	THIRD
4	HARSHITH MADDINENI	JAL	THIRD

## UKG A RAMP WALK



## UKG B - Ramp Walk





## GRADE-I INTER HOUSE POETRY RECITATION COMPETITION



"Poetry is an echo, asking a shadow to dance."



To instil love for poetry, develop recitation skills and also add expressions to the words and feelings, An Inter House Poetry Recitation (Hindi/Telugu) competition was held on 29th October 2021 for the students of grade 1. Students enthusiastically participated in the competition as they got an opportunity to exhibit their talent and confidence. The competition inspired the young poets to come forward and recite on the virtual platform. They enjoyed the perfection of expression, thoughts, emotions, rhythm and music of words.





It was a splendid opportunity for them to gain confidence. The participants were judged on pronunciation, rhythm, fluency, and overall presentation. The young poets enthralled the audience with their articulation and memory skills while reciting poems.



*Grade - 1 IHC Poetry Recitation - October*

**POETRY RECITATION (HINDI) COMPETITION****THE WINNERS ARE:****GRADE (I - A)**

S. No.	NAME OF THE STUDENT	HOUSE	POSITION
1	YUVAANSH JAVRE	AAKASH	FIRST
2	VRITI BAPNA	AAKASH	SECOND
3	SAHASRA PATNAIK KHASPA	JAL	THIRD

**GRADE (I - B)**

S. No.	NAME OF THE STUDENT	HOUSE	POSITION
1	ANANYA GURUDEV TIWARI	PRITHVI	FIRST
2	CHELSEA PAUL	AGNI	SECOND
3	JASVI ROHIT SANGHANI	AGNI	THIRD

**GRADE (I - C)**

S. No.	NAME OF THE STUDENT	HOUSE	POSITION
1	JEEVISHA SHEORAN	AAKASH	FIRST
2	NINAD SACHIN MOGHE	JAL	SECOND
3	MOKSHITH TANMAY PAMBA	AGNI	THIRD

**GRADE (I - D)**

S. No.	NAME OF THE STUDENT	HOUSE	POSITION
1	PARIKSHIT GAUR	JAL	FIRST
2	T SHLOKA	JAL	SECOND
3	AKSHITA JAGADEEP	PRITHVI	THIRD

**GRADE (I - E)**

S. No.	NAME OF THE STUDENT	HOUSE	POSITION
1	ANAV GUPTA	AAKASH	FIRST
2	JAASRITHA SATTI	AAKASH	SECOND
3	S.V.V. VISHWAK CHARAN KOMARAVOLU	AGNI	THIRD



**GRADE (I - F)**

S. No.	NAME OF THE STUDENT	HOUSE	POSITION
1	REYANSH SARDANA	PRITHVI	FIRST
2	SAMRIDDHI UPADHYAY	JAL	SECOND
3	VIDVAN SAMANTARAY	JAL	THIRD

**GRADE (I - G)**

S. No.	NAME OF THE STUDENT	HOUSE	POSITION
1	JIANA KIRAN K	PRITHVI	FIRST
2	VIYANA KSHITIJ AMBADE	PRITHVI	SECOND
3	PARV BHATNAGAR	JAL	THIRD
4	RUPKATHA SRIMANI	AAKASH	THIRD

**GRADE (I - H)**

S. No.	NAME OF THE STUDENT	HOUSE	POSITION
1	SHANVIKA SIVANADHAM	AGNI	FIRST
2	ANJALI RAVI	PRITHVI	SECOND
3	ASHLYN GUNDUGOLLU	AAKASH	THIRD

**GRADE (I - I)**

S. No.	NAME OF THE STUDENT	HOUSE	POSITION
1	MOSHIKA SINGH	AGNI	FIRST
2	HANIYAH RUMAAN PALAGIRI	PRITHVI	SECOND
3	VANSHIKA JHARKHARIA	JAL	THIRD

**GRADE (I - J)**

S. No.	NAME OF THE STUDENT	HOUSE	POSITION
1	AVYAAN	JAL	FIRST
2	SHREESHAY KUNWAR	JAL	SECOND
3	SAMRIDDHI BHATTACHARYA	AAKASH	THIRD

**POETRY RECITATION (TELUGU) COMPETITION****THE WINNERS ARE:****GRADE (I - A)**

S. No.	NAME OF THE STUDENT	HOUSE	POSITION
1	SAMANVI IRRINKI	PRITHVI	FIRST
2	ADHVAITH VIHAAN YANAMANDRA	AAKASH	SECOND
3	YAKSHITH REDDY ANNEM	AGNI	THIRD

**GRADE (I - B)**

S. No.	NAME OF THE STUDENT	HOUSE	POSITION
1	PRANAVI KOMMU	JAL	FIRST
2	MANTHENA MOKSHITH VARMA	AGNI	SECOND
3	PRAHASA CHINTA	AAKASH	THIRD

**GRADE (I - C)**

S. No.	NAME OF THE STUDENT	HOUSE	POSITION
1	EESHANI HANUMANTHU	AAKASH	FIRST
2	PRANAVI GURRALA	AGNI	SECOND
3	CHAITRA MIRYALA	AGNI	THIRD

**GRADE (I - D)**

S. No.	NAME OF THE STUDENT	HOUSE	POSITION
1	JAVVAJI HEMA PRASHVITHA	PRITHVI	FIRST
2	ANANYA KOMALLA	AGNI	SECOND
3	BINDU VASAVI CHEKKA	AAKASH	THIRD

**GRADE (I - E)**

S. No.	NAME OF THE STUDENT	HOUSE	POSITION
1	RISHANVI DASARI	AAKASH	FIRSTS
2	HARDIK SAI GANGADHAR	AGNI	SECOND
3	AADHYA DANNAMANENI	AGNI	THIRD



**GRADE (I - F)**

S. No.	NAME OF THE STUDENT	HOUSE	POSITION
1	PRANAVI SRIVALLIKAKANI	AGNI	FIRST
2	SANCHIT SINGH	JAL	SECOND
3	LOHIT VARMA CHEKURI	PRITHVI	THIRD

**GRADE (I - G)**

S. No.	NAME OF THE STUDENT	HOUSE	POSITION
1	SRIDRUTHI PENDYALA	AAKASH	FIRST
2	RITHVIK SOHAM REDDY MANNAM	JAL	SECOND
3	K AANDAL AKSHAYA	AAKASH	THIRD

**GRADE (I - H)**

S. No.	NAME OF THE STUDENT	HOUSE	POSITION
1	MAHADYUTH APPAVU	PRITHVI	FIRST
2	SRI SLOKA ARADHYA GADDAM	PRITHVI	SECOND
3	MANASVI GHANTA	JAL	THIRD

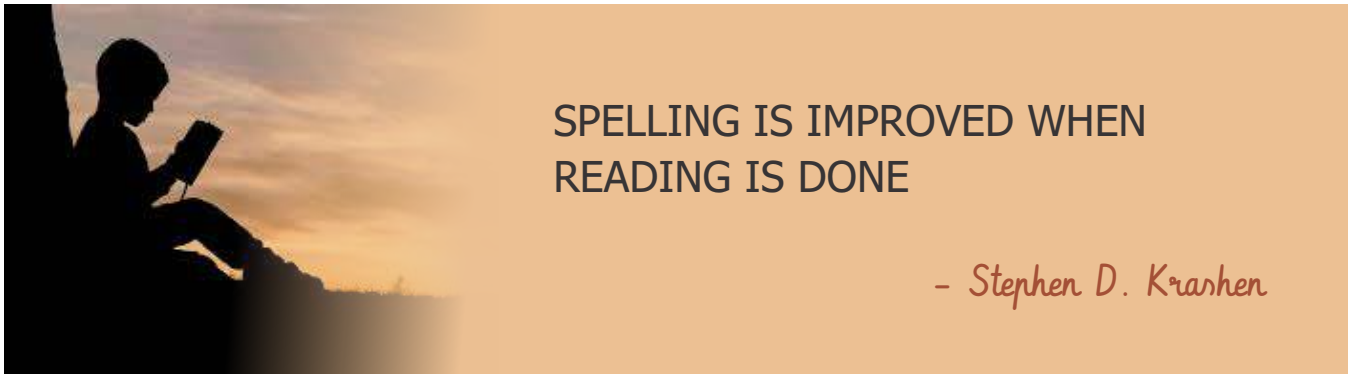
**GRADE (I - I)**

S. No.	NAME OF THE STUDENT	HOUSE	POSITION
1	B S PARNIKA	JAL	FIRST
2	AASRITHA PUCHAKAYALA	AGNI	SECOND
3	HESHITHA GORLI	AGNI	THIRD

**GRADE (I - J)**

S. No.	NAME OF THE STUDENT	HOUSE	POSITION
1	DESHAUN MERUGUMALLA	AGNI	FIRST
2	SRIVISHNU ANUMANDLA	AGNI	SECOND
3	N S KRITHIK	AGNI	THIRD

## GRADE - I SPELL-A-THON



SPELLING IS IMPROVED WHEN  
READING IS DONE

- Stephen D. Krashen

Spell-a-thon is a spelling challenge in which students are asked to spell a broad selection of words with a varying degree of difficulty. They learn the art of correctly assembling words from their letters. It is one of the essential components of successful writing.

An inter house Spell-a-thon Competition was conducted for grade-1 kids. The student appeared for various rounds such as dictation, jumbled words, word building, audio and video rounds. Students gave their best and enjoyed strengthening their vocabulary.

This activity provided an opportunity to the students to enhance their vocabulary. It is one of the best integrations of imagination, education, technology, inclusiveness, and fun at school along with a purpose. Preparing for Spell-a-thon helps students to understand the words more deeply as they learn meanings, usage in a sentence along with the spelling of words.

### THE WINNERS ARE:



#### GRADE (I - A)

S. No.	NAME OF THE STUDENT	HOUSE	POSITION
1	SAMANVI IRRINKI	PRITHVI	FIRST
2	SAHASRA GANACHARY	JAL	SECOND
3	SAHASRA PATNAIK KHASPA	JAL	THIRD
4	VIRAJ SHANMUKHA SOURYA DHULIPALA	PRITHVI	THIRD

#### GRADE (I - B)

S. No.	NAME OF THE STUDENT	HOUSE	POSITION
1	VIDWAN YAGALLA	PRITHVI	FIRST
2	ANANYA GURUDEV TIWARI	PRITHVI	SECOND
3	MOKSHAGNA VATLURI	AGNI	THIRD



**GRADE (I - C)**

S. No.	NAME OF THE STUDENT	HOUSE	POSITION
1	CHARITH NADAKUDITI	PRITHVI	FIRST
2	SAANVI MANDAL	PRITHVI	SECOND
3	MANVEER VARMA KATARI	JAL	THIRD

**GRADE (I - D)**

S. No.	NAME OF THE STUDENT	HOUSE	POSITION
1	AASHISH VARANASI	AAKASH	FIRST
2	MERVIN PHILIP JOHN	AAKASH	SECOND
3	ADRIKA RAJKUMARI	AGNI	THIRD
4	DARSHIL JAIN	PRITHVI	THIRD

**GRADE (I - E)**

S. No.	NAME OF THE STUDENT	HOUSE	POSITION
1	AYUSHMAN PRADHAN	JAL	FIRST
2	AADHYA DANNAMANENI	AGNI	SECOND
3	S.V.V. VISHWAK CHARAN KOMARAVOLU	AGNI	SECOND
4	JAASRITHA SATTI	AAKASH	THIRD

**GRADE (I - F)**

S. No.	NAME OF THE STUDENT	HOUSE	POSITION
1	REYANSH SARDANA	PRITHVI	FIRST
2	NAGA VENKATA MANISH POLEPALLI	AGNI	SECOND
3	VIDVAN SAMANTARAY	JAL	THIRD

**GRADE (I - G)**

S. No.	NAME OF THE STUDENT	HOUSE	POSITION
1	ABHIGNA TADURI	JAL	FIRST
2	JIANA KIRAN K	PRITHVI	SECOND
3	VANSHIKA NIYA BALLA	AGNI	SECOND
4	VIYANA KSHITIJ AMBADE	PRITHVI	THIRD





## GRADE - II MATH QUIZ



"Mathematics is the queen of science,  
and arithmetic the queen of mathematics."

- Carl Friedrich Gauss



As a part of extended learning Math Quiz was conducted in our school on 27/10/2021. Students of all houses of Grade 2 participated in the Quiz. The quiz was presented in an interactive manner and the students were given equal opportunity to participate.

This competition challenged students to use their math skills in new and creative ways. It also provides a challenging and engaging mathematical experience that is both competitive and educational.

It commenced with the declaration of the rules and regulations of the competition in front of the participants. All participants were asked to solve a set of ten questions and the judgment was made on the basis of the shortest time taken by them to solve the maximum questions correctly. Every question carried equal credit, with a time limit of 1 minute each. Students participated with a lot of enthusiasm showcasing their potential. It was altogether a fruitful event for all. The following are the results of the competition.

### THE WINNERS ARE:



#### GRADE (II - A)

S. No.	NAME OF THE STUDENT	HOUSE	POSITION
1	AISHI SHRIVASTAVA	PRITHVI	FIRST
2	TUNEER GUPTA	JAL	SECOND
3	SRI ABHIGNYA KARI	AGNI	THIRD

#### GRADE (II - B)

S. No.	NAME OF THE STUDENT	HOUSE	POSITION
1	MUDUNURU SRIHAAS VARMA	AGNI	FIRST
2	SAKETH KALIVE	JAL	SECOND
3	ANOOP AKSHITH REDDY MULAKA	AAKASH	THIRD

#### GRADE (II - C)

S. No.	NAME OF THE STUDENT	HOUSE	POSITION
1	DHRUV GUPTA	AAKASH	FIRST
2	KIRAN REDDY KOPPOLU	PRITHVI	SECOND
3	ANAICA ADHIKARY	AAKASH	THIRD

**GRADE (II - D)**

S. No.	NAME OF THE STUDENT	HOUSE	POSITION
1	SREEDHARSHA CHALAMALASETTI	AAKASH	FIRST
2	CHANAKYA DIRISALA	PRITHVI	SECOND
3	AKSHVEER KAMAR	AGNI	THIRD

**GRADE (II - E)**

S. No.	NAME OF THE STUDENT	HOUSE	POSITION
1	TANISHA GHOSH	AGNI	FIRST
2	HANVITHA AYITHAM	AAKASH	SECOND
3	NIHIT GUPTA	JAL	THIRD

**GRADE (II - F)**

S. No.	NAME OF THE STUDENT	HOUSE	POSITION
1	MIHIKA GIRISH CHITRE	AGNI	FIRST
2	SEERAT GULATI	AGNI	SECOND
3	PRANEET RAM SATPATHY	AAKASH	THIRD

**GRADE (II - G)**

S. No.	NAME OF THE STUDENT	HOUSE	POSITION
1	SAMRIDDHI SAHA	AGNI	FIRST
2	VAZRA AADYA NETHI	AAKASH	SECOND
3	VEDHA SREE ADIMULAM	PRITHVI	THIRD

**GRADE (II - H)**

S. No.	NAME OF THE STUDENT	HOUSE	POSITION
1	TRISHA CHAKRABORTY	PRITHVI	FIRST
2	SREYAS VELAMURI	JAL	SECOND
3	ROOPREDDY BALANARASIMHA REDDY	PRITHVI	THIRD

**GRADE (II - I)**

S. No.	NAME OF THE STUDENT	HOUSE	POSITION
1	ADITI SHARAN	AGNI	FIRST
2	J. VENKATA SATYA SAI KARTHIKEYA	AAKASH	SECON
3	DSRIKRUTHI BURRA	AAKASH	THIRD



## GRADE - III STORY WRITING WITH ILLUSTRATIONS



“Stories create community enable us to see through the eyes of other people, and open us to the claims of others.”

- Peter Forber

Illustration is a companion to a story. In order to help Grade 3 students understand how illustrations help a story to be visualized in a better way, an Inter house competition “Story Writing with Illustrations” was held on 26th November.

Students wrote different stories and made illustrations to make the visualization of the people, places, and events in their respective stories even more interesting.

“Story Writing with Illustrations” competition helped the students to visualize and create mental pictures of what they read about and put the same into text. Children learnt how Illustrations work together with the words in a text and help them to comprehend, understand and form a story with ease.

### THE WINNERS ARE:



#### GRADE (III - A)

S. No.	NAME OF THE STUDENT	HOUSE	POSITION
1	YASHWANT REDDY GUNNAM	AGNI	FIRST
2	SAHASHRA RAGI	PRITHVI	SECOND
3	SWARA SUBODH PUROHIT	JAL	THIRD

#### GRADE (III - B)

S. No.	NAME OF THE STUDENT	HOUSE	POSITION
1	PRITISH PRAMANICK	AGNI	FIRST
2	KRUTHIK SAIGANESH NELAVALLI	PRITHVI	SECOND
3	CHATRATHI THEERDHA	PRITHVI	THIRD

#### GRADE (III - C)

S. No.	NAME OF THE STUDENT	HOUSE	POSITION
1	MEHER ISHAN GUDIPATI	AL	FIRST
2	AYUSHMAAN BHATTACHARJEE	AGNI	SECOND
3	OINDRI BARDHAN	PRITHVI	THIRD

**GRADE (III - D)**

S. No.	NAME OF THE STUDENT	HOUSE	POSITION
1	SANJAY KONEDI	AGNI	FIRST
2	ADITRI DACHEPALLI	PRITHVI	SECOND
3	AAROHI SHRIVASTAVA	AAKASH	THIRD

**GRADE (III - E)**

S. No.	NAME OF THE STUDENT	HOUSE	POSITION
1	AAPTHI CHIDELLA	AAKASH	FIRST
2	VIHAAN SHARMA	AGNI	SECOND
3	K S GLADWIN	JAL	THIRD

**GRADE (III - F)**

S. No.	NAME OF THE STUDENT	HOUSE	POSITION
1	ARIHAAN SANJEETH REDDY TALLA	PRITHVI	FIRST
2	DEBMALYA RAY	AAKASH	SECOND
3	SAANVI MODI	AAKASH	THIRD

**GRADE (III - G)**

S. No.	NAME OF THE STUDENT	HOUSE	POSITION
1	P. KETHAN SRI CHERAN REDDY	PRITHVI	FIRST
2	RIYA GAURAV THAKKAR	PRITHVI	SECOND
3	MOURYADHAR REDDY ARJULA	JAL	THIRD

**GRADE (III - H)**

S. No.	NAME OF THE STUDENT	HOUSE	POSITION
1	NAVYA DAVULURI	AGNI	FIRST
2	SHRISTI SINGH	AGNI	SECOND
3	P CHAITRA VARDHANA	AAKASH	THIRD




## GRADE (III - I)

S. No.	NAME OF THE STUDENT	HOUSE	POSITION
1	GADAMSETTY SAMANVI	AGNI	FIRST
2	ACHINTTYA KOMAR SINGH	AAKASH	SECOND
3	ANKEM RANHITHA SESHAN	JAL	SECOND
4	KETAN SRIHAVISH MANDAVA	JAL	THIRD

## GRADE (III - J)

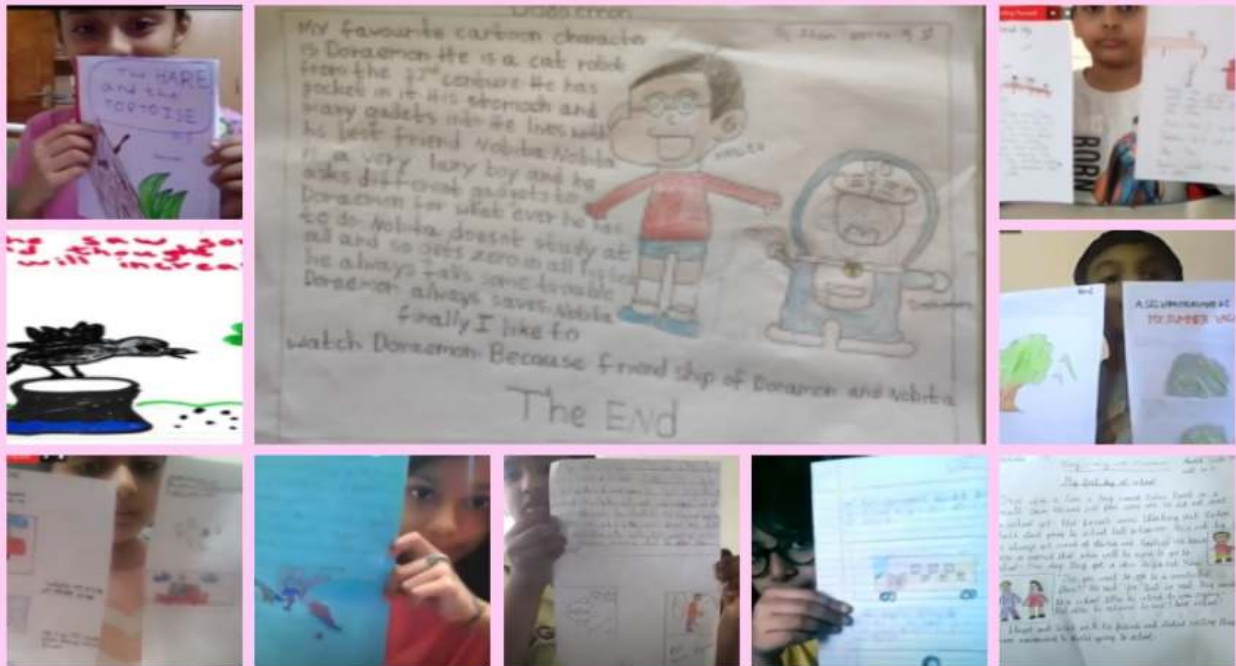
S. No.	NAME OF THE STUDENT	HOUSE	POSITION
1	NAGA JAYANI MADDUKURI	AGNI	FIRST
2	ANWITHA NATH SANAKKAYALA	AGNI	SECOND
3	SAI VAISHALI REDDY PAMULAPATI	PRITHVI	THIRD



*IHC - Grade - 3 Story Writing With Illustration*



## IHC - Grade - 3 Story Writing With Illustrations



## IHC - Grade - 3 Story Writing With Illustrations



## GRADE - IV DIWALI HOME DECOR



"Creativity is intelligence and having fun."

- Albert Einstein.

To let children expand the wings of their creativity and decorate their houses beautifully during festivals an Inter-house DIY- Diwali Home Decor Competition was organised for Grade 4. It revealed that children have an imagination and creativity, unparalleled to anyone else's.

The competition was conducted online on 28th October 2021 in the IDS periods through Zoom. All the students of Grade 4 participated and exhibited their creative talent by making different kinds of Diya-Paintings, Wall hangings, Rangolis and Lanterns etc.

minds. Students were encouraged to use materials available at home and make the best out of it.


The students were judged on their originality, artistic ideas, creativity, product utilization and Overall Presentation. The winners of the competition were:-

### THE WINNERS ARE:

#### GRADE - IV



S. No.	NAME OF THE STUDENT	Class / Sec	HOUSE	POSITION
1	PANGA VIBHAS	IV - E	PRITHVI	FIRST
2	SARA LAVANIA	IV - I	AGNI	SECOND
3	TARAN REDDY KOPPOLU	IV - J	PRITHVI	THIRD
4	MANDA SATYA AEKAN SH	IV - F	AAKASH	THIRD
5	ADVAITH DHAR	IV - D	AGNI	THIRD



## GRADE - IV SCIENCE QUEST



“Science is a way of thinking much more than it is a body of knowledge.”

– Carl Sagan

Quizzing on science provides an excellent opportunity to the students to sharpen their problem solving and critical analysis skills. It also helps students to foster their team building competencies. It encourages them to research and question their findings.

To encourage the skills of probing and analysis a science quiz was conducted for the students of grade 4. The students appeared for two intense prelims rounds. The finals was a gripping live event where the finalists put their best foot forward to win the quiz.

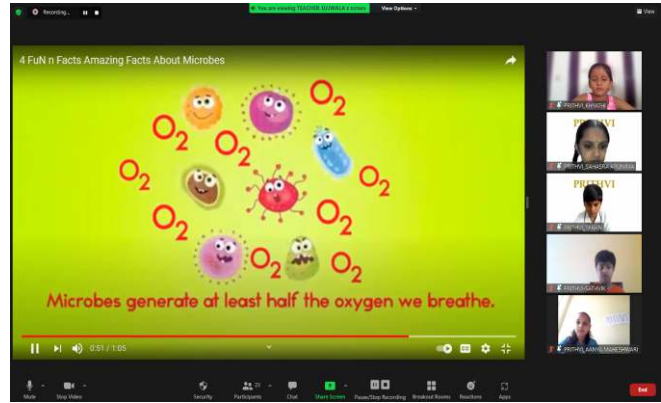
### THE WINNERS ARE:

#### GRADE - IV



S. No.	NAME OF THE STUDENT	CLASS/SEC	HOUSE	POSITION
1	JOSHUA JONS RAJ	IV - B	AGNI	FIRST
2	HRIDYA GOYAL	IV - C	AGNI	FIRST
3	HEEMANI SHEORAN	IV - D	AGNI	FIRST
4	SAI ASHRITH VARMA KAMMILI	IV - E	AGNI	FIRST
5	SANJANA KALAVAGUNTA	IV - J	AGNI	FIRST
6	CH. BHUVANAKRUTHI	IV - A	JAL	SECOND
7	SAMIKA SONTIREDDY	IV - B	JAL	SECOND
8	KINSHUK AYITHAM	IV - F	JAL	SECOND
9	HARSHITH VANKDOTH	IV - H	JAL	SECOND
10	AARADHAYA TOMAR	IV - J	JAL	SECOND
11	SRI NAKSHATH	IV - A	AAKASH	THIRD
12	RUDRA BHARIDE	IV - C	AAKASH	THIRD
13	SOHA AMREEN FATHIMA	IV - E	AAKASH	THIRD
14	MANDA SATYA AEKANSH	IV - F	AAKASH	THIRD
15	ARIC DEY	IV - H	AAKASH	THIRD
16	NANDAGIRI SAHASRA ARUNIMA	IV - E	PRITHVI	CONSO
17	AANYA MAHESHWARI	IV - G	PRITHVI	CONSO
18	SATHVIK KARTHIKEYA AKELLA	IV - G	PRITHVI	CONSO
19	KHYATHI TIMMASARTHY	IV - H	PRITHVI	CONSO
20	TARAN REDDY KOPPOLU	IV - J	PRITHVI	CONSO





## GRADE-V AD-MAD



**"Creativity with strategy is called  
'advertising.'"**

*- Jef I. Richards*

Advertisements play an important role in our day today lives. They shape the attitude of an individual and the society. To get our students acquainted with the realms of this interesting field an Ad-Mad competition was organised for the students of grade 5.

The students explored this opportunity to its fullest and enhanced their experience in this unexplored world of advertisements.

They were asked to create a short video exhibiting the importance of Eco-Friendly Diwali Celebration (Smoke free crackers/Rangoli with Organic Colours/Save electricity consumption).

The chosen theme helped sensitising the students about our environment and led them understand the three primary objectives of advertisement namely to inform, to persuade, and to remind.

Creative storyline, awareness, appeal of the advertisement were the arguments of the judgement.

**THE WINNERS ARE:****GRADE - V**

S. No.	NAME OF THE STUDENT	Class / Sec	HOUSE	POSITION
1	KUCHIPUDI DHRUTI	V - C	AGNI	FIRST
2	ABHINAVA RAM KANDULA	V - F	JAL	SECOND
3	BARMA KUSHAL KESHAV	V - D	JAL	SECOND
4	AADHYA SAXENA	V - E	AGNI	THIRD
5	GAYATRI CHITTA	V - J	AAKASH	THIRD
6	TELUKUNTLA SREYAS	V - C	PRITHVI	THIRD

**GRADE-V MATH NINJA**

**"Mathematics is the music of reason."**

*- James Joseph Sylvester*



India has always been proud of its mathematicians. Aryabhata, Bhaskaracharya, Ramanujan are few of the gems who have put India on the forefront in the world of mathematics.

To instill the love for this interesting and fascinating subject, an inter house quiz- Math Ninja Inter House competition was conducted for students of grade 5. It aimed to enhance the analytical and critical thinking skills of the students.



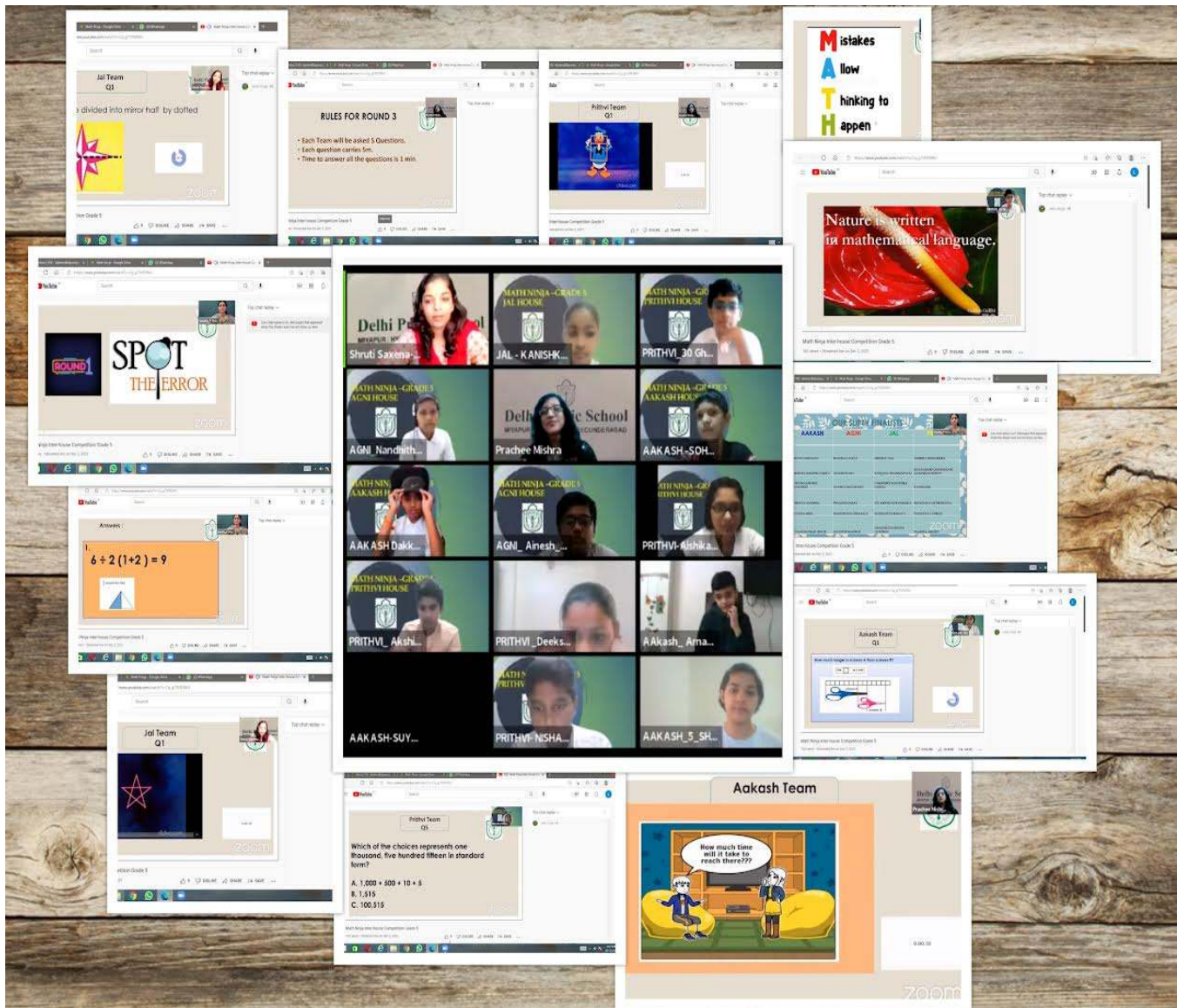
The captivating prelims and the engrossing finals managed to hook the participants and the audience equally.

## THE WINNERS ARE:

### GRADE - V



S. No.	NAME OF THE STUDENT	Class / Sec	HOUSE	POSITION
1	AISHIKA MUKHERJEE	V - B	PRITHVI	First
2	B G SAHASRAD REDDY	V - C	PRITHVI	First
3	B NISHANK	V - E	PRITHVI	First
4	MANEPALLI DEEKSHITHA	V - G	PRITHVI	First
5	POOJITHA LANKOJI	V - I	PRITHVI	First
6	DAMERA AKSHIT	V - J	PRITHVI	First
7	HRISHIT DAS	V - B	JAL	Second
8	SANJANA THUMMAPALLI	V - C	JAL	Second
9	LAKSHMEE KARTHIKA DAKKA	V - D	JAL	Second
10	YELAMANCHI KANISHKA	V - E	JAL	Second
11	SIDDHARTH KIRAN A	V - F	JAL	Second
12	DHASARATH REDDY GOVINDU	V - J	JAL	Second
13	ARNAV SARDANA	V - I	AAKASH	Second
14	KRISHNA KISHOR DAKKA	V - G	AAKASH	Second
15	SOHAM SANDEEP KULKARNI	V - H	AAKASH	Second
16	SHREEYA SHARMA	V - I	AAKASH	Second
17	DHANYA SREE	V - C	AAKASH	Second
18	SUYASH KUMAR SINGH	V - B	AAKASH	Second
19	MANNAN YALLA	V - D	AGNI	Third
20	AINESH DASH	V - F	AGNI	Third
21	AVANI CHOUDHARY	V - J	AGNI	Third
22	PRANISH SAHAY	V - E	AGNI	Third
23	NANDHITHA DIRASALA	V - D	AGNI	Third
24	SUCHITH NARNUR	V - C	AGNI	Third



## GRADE-VI PRINT AD COMPETITION

It is rightly said that printing is still an important method of advertising. People tend to have a natural affinity for newspapers and magazines, including pertinent advertising pieces they can save and read at their leisure. Print ads are excellent ways for solidifying your brand identity. Ads should have consistent aesthetics in terms of fonts, colors and types of images to establish brand recognition.

With this underlying aim of holistic development of every child, “Print Ad Brochure Designing Competition” was conducted to enhance the designing skills, creativity and confidence of our students

There were many entries from each class from which the best 4 were selected from each section of grade 6. The entries were judged under the parameters of Originality, Tagline, Ideas and Concepts, Uniqueness, Creativity, Aesthetics in presentation. All the students had put in their best efforts to win the competition and all the designs were applaudable.

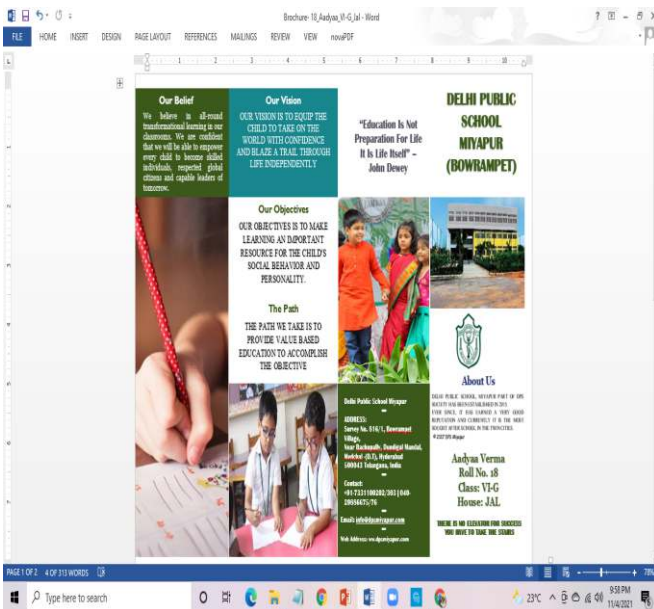


# THE WINNERS ARE:

## GRADE - VI



S. No.	NAME OF THE STUDENT	Class / Sec	HOUSE	POSITION
1	DHRUV DEVINENI	VI - B	AGNI	FIRST
2	AATRESH KRISHNA	VI - F	AGNI	SECOND
3	ISHITA TRIPATHI	VI - C	PRITHVI	THIRD
4	AADYAA VERMA	VI - G	JAL	Consolation
5	HARSHITH MAKA	VI - I	JAL	Consolation
6	AKSHARA VOTTAPU	VI - B	JAL	Consolation
7.	ANCIKA PERUVEL	VI - A	JAL	Consolation



*The Capacity to learn is a gift, the ability to learn is a skill, the willingness to learn is a choice.*

**Our Vision**

"A vision is your school's goal — where you hope to see it in the future. The mission provides an overview of the steps planned to achieve that future. A vision is concise and easy to recall, whereas a mission is lengthier and more explanatory in nature. "We are dedicated to a continuing tradition of excellence in an ever-changing world. Within a safe and supportive environment, we provide relevant, high-quality education and prepare our diverse student body for future endeavors. We honor achievement, and promote pride in ourselves, in our school, and in our community."

**Our Program**

**OPSBUZZ**

OPSBUZZ is a buzz where children can show their talent by showing their arting, poeiting, quoting, flooding etc.

**BWB**

BWB means breakfast with buddies is a program where children can talk to their buddies during breakfast time

**HOBBIES**

A hobby is a program where children other than studies can do other curricular activities like acting, dancing, singing, playing instruments, learning outdoor and indoor games.

**Why Register**

A long tradition of academic excellence and leadership.

A commitment to providing the highest quality of learning to all.

A catalog of impact-driven educational programs.

*Learning is not a product of teaching. Learning is the product of the activity of learners.*

**Delhi Public School**  
Miyapur  
Bowrampet  
Lavelle Albernaz  
Ashita Tripathi 32.66

**What We Offer**

- CBSE Curriculum
- Holistic Art Integrated Learning
- International Collaboration
- STEAM Education
- Social Responsibilities
- Talk Shows
- Heritage Clubs
- Interdisciplinary Approach

**Adapting To The New Normal**

- Safe Learning Environment
- Build Empathy
- Build Resilience
- Happiness Workshops
- Vaccinated Staff
- Virtual classrooms with high engagement

**WINNERS OF TOYCATHON 2021**

*We believe in Design Thinking and Self Reliance (Aatmanirbhar Bharat) to be future ready*

## GRADE-VI SIGMA

A math and science quiz sigma was conducted for students of grade 6 on 26th November.

The students of grade 6 went through two prelims and a final round. The entire grade 6 participated with enthusiasm and enjoyed the myriad range of questions. The final round was conducted virtually in a very engaging manner.

The quiz helped in enhancing the analytical and critical thinking skills of the students.

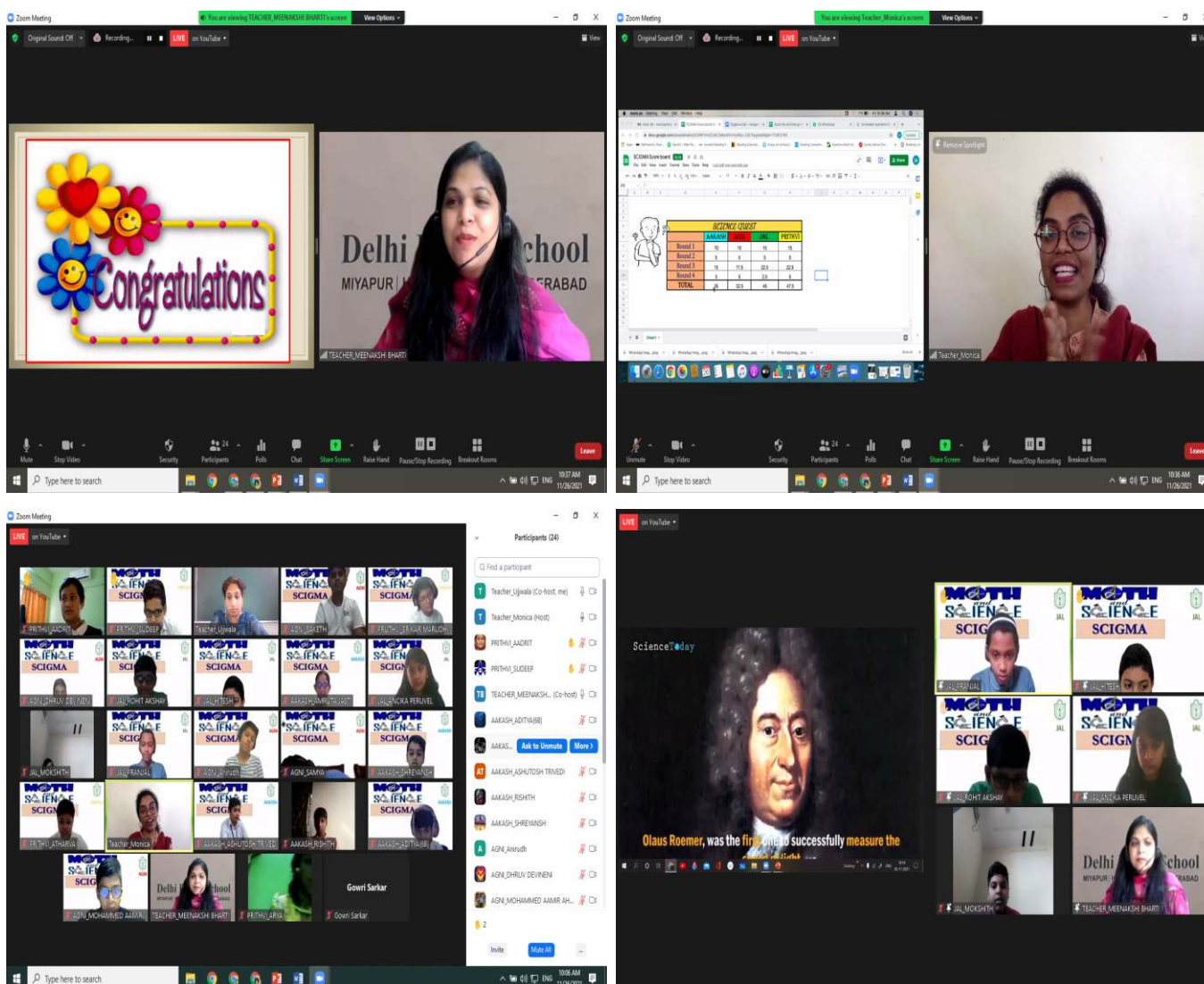
### THE WINNERS ARE:



### GRADE - VI

S. No.	NAME OF THE STUDENT	Class / Sec	HOUSE	POSITION
1	SUDEEP SATAPATHY	VI - G	PRITHVI	FIRST
2	ATHARVA VERMA	VI - A	PRITHVI	FIRST
3	AADRIT SARKAR	VI - H	PRITHVI	FIRST
4	ARYA SINGH	VI - D	PRITHVI	FIRST
5	SURYA SAI SRIKAR M	VI - B	PRITHVI	FIRST
6	PRANJAL	VI - H	JAL	SECOND
7	SABBAM MOKSHITH NAIDU	VI - E	JAL	SECOND
8	ROHIT AKSHAY RUTTHALA	VI - I	JAL	SECOND
9	ANCIKA PERUVEL	VI - A	JAL	SECOND
10	HITESH ANJAN VEJENTLA	VI - B	JAL	SECOND
11	ASHUTOSH TRIVEDI	VI - C	AAKASH	THIRD
12	SHREYANSH REDDY GUDURI	VI - I	AAKASH	THIRD
13	AMRUTA JASTI	VI - A	AAKASH	THIRD
14	BADDAM RISHITH REDDY	VI - D	AAKASH	THIRD
15	ADITYA TRIPATHY	VI - B	AAKASH	THIRD
16	SAKETH AMARA	VI - I	AGNI	FOURTH
17	SAMYA GUPTA	VI - D	AGNI	FOURTH
18	ANIRUDH	VI - C	AGNI	FOURTH
19	MOHAMMED AAMIR AHMED	VI - F	AGNI	FOURTH
20	DHRUV DEVINENI	VI - B	AGNI	FOURTH





## GRADE-VII NEWSPAPER DESIGNING

An Inter house newspaper designing competition was organised on Wednesday, 27th of October 2021 for Grade 7 by Agni house. The aim to organize this competition was to teach critical literacy along with a reason to write with a purpose, to an audience, and the finished product is something they can be immensely proud of. A learning session for this event was organized for students on Thursday, 21st October by Ms Neha Garg.

Students designed a newspaper with the given columns: DPS school news, Editorial column – Rashtriya Ekta, Vigilance awareness campaign, Comic strip/ humor on society, one column for miscellaneous topics.

The parameters for this competition were: Originality, ideas and concepts, unique writing skills, creativity, good diction (use of words and phrases in writing), aesthetics in presentation.

This competition was a kind of Hands-on Learning experience for students. They all were very excited and participated with great enthusiasm and zeal.

## THE WINNERS ARE:

### GRADE - VII



S. No.	NAME OF THE STUDENT	Class / Sec	HOUSE	POSITION
1	KAVYASHREE SAVARAD	VII - A	AGNI	FIRST
2	CHINMAY GOEL	VII - A	PRITHVI	SECOND
3	AASHVI DACHEPALLI	VII - E	AGNI	SECOND
4	HANUMASRI SAHITHI SRUTHI D	VII - C	AAKASH	SECOND
5	ARUNAAJANI MARUPUDI	VII - E	JAL	THIRD
6	GANGARAJU SANJAY KUMAR	VII - E	PRITHVI	FOURTH
7	S SAI MONISH	VII - B	AGNI	FOURTH



# The Deliberate News

Wednesday 27 October 2021

Telangana



### SCHOOL NEWS

Delhi public School Miyapur has won Toycathon 2021 for creating *kreedavyuh*. Students implemented their plan and presented the *kreedavyuh* to the Hon'ble prime Minister Shri Narendra Modi. This game includes the use of Vedic maths, yoga and mathematical calculations. This board game is modified version of *chakravayuh* it involves problem solving and diplomatic thinking.

### Book review

Title: Grandma's Bag of stories  
Author: Sudha Murty

Grandma's bag of story is a collection of interesting stories to share with kids. This book takes you through your childhood memory of spending your holidays in Grandparents house. children are recommended to read this book to know about the village lifestyle, moral values and culture.



### EDITORIAL

Rashtriya ektha Diwas also known as National unity day is celebrated to remember the birthday of Sardar Vallabhai Patel. This was introduced by the government of India in 2014. This year, 2021 will mark 146th anniversary of the iron man of India.

### VIGILANCE AWARENESS CAMPAIGN



Say no to Corruption

### Painter's Gallery



Name: Sahithi Sruthi

DPS Miyapur

### Social Humors



### Tasty! Tomato soup



Method: Heat a large saucepan over a medium to high heat with a dash of olive oil in and fry off the tomatoes for 5 minutes. Add the tomato puree plus two tablespoons of olive oil and continue to cook for another 2 minutes. Pour in the vegetable stock and bring to boil before turning the heat down so the soup can simmer for 8 minutes. Then blend the soup into a smooth consistency before adding salt, pepper and sugar to your taste. Put back on the heat and add cream to finish.





# The Breaking Newz

News that matters

Hyderabad, 27 October 2021

Today's Temperature  
Maximum- 29°C  
Minimum- 24°C

## School News

Shilpa Thapa, a female taekwondo poomsae of 24 years visited DPS Miyapur on their Investiture Ceremony. Even though it was online, the ceremony had melodious songs, beautiful dance and a troupe of dancers. Shilpa Thapa was truly an inspiration for the children in DPS Miyapur. To end the ceremony, the principle of the school, Gowri Sarkar gave a wonderful speech and thanked Shilpa Thapa for coming.



## Vigilance Awareness Campaign

Observance of Vigilance Awareness Week every year during the last week of October is taken up to encourage all stakeholders to collectively participate in the prevention of, and the fight against corruption and to raise public awareness regarding the existence, causes and gravity of and the threat posed by corruption.



## Jokes

1. What do we call a crying sister?  
A. A crisis.
2. What do you call the security outside of a Samsung Store?  
A. Guardians of the Galaxy
3. What is blue and not heavy?  
A. Light Blue
4. What do you call a bee that was born in the United States?  
A. USB

## Rashtriya Ekta Diwas


National Unity Day or Rashtriya Ekta Diwas is celebrated on October 31 every year to mark the birth anniversary of Sardar Vallabhbhai Patel. ... The objective is to maintain the nation's unity and aims to spread awareness about Patel's contribution to Indian history. Sardar Vallabhai Patel was instrumental in making a united India from the 565 semi-autonomous princely states and British-era colonial provinces. The Rashtriya Ekta Diwas was inaugurated by Indian Prime Minister Narendra Modi in 2014.



## Today's Sudoku

				7			
		1	6		5	4	
1	2		7	3	6		
					9	3	
6		5	8			7	
9	8						
		7	3	6		4	5
5	4		8	9			
		1					

## Experiments With Science



# THE UNITED INDIA

WEDNESDAY, 27-10-2021

SCHOOL

## DPS MIYAPUR

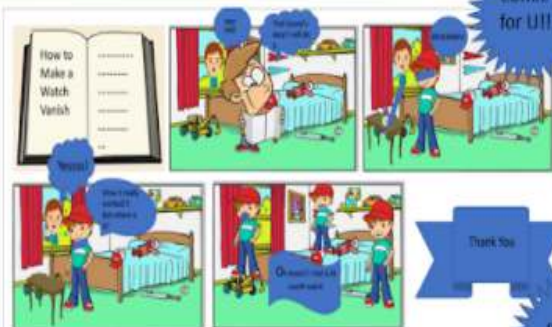
Delhi Public School, Miyapur part of DPS Society has been established in 2015. Ever since, it has earned a very good reputation and currently it is the most sought-after school in the twin cities. The school has attained a strength of 1300 within a short



## Sardar Vallabhai Patel



National Unity Day or Rashtriya Ekta Diwas is celebrated on October 31 every year to mark the birth anniversary of Sardar Vallabhbhai Patel. This year will mark the 146th anniversary of the Iron Man of India. The objective of this celebration is to maintain the nation's unity and aims to spread awareness about Patel sir's contribution to Indian history. Rashtriya Ekta Diwas or unity day 2021 India is celebrated annually on October 31 as a way to pay tribute to Sardar Vallabhbhai Patel, an Indian freedom fighter and independent India's first deputy prime minister and home minister. He was instrumental in making a united India from the 565 semi-autonomous princely states and British-era colonial provinces.



Comic for U!!!

Thank You

Riddle Time!!

Before Mountain Everest was discovered, what was the highest mountain in the world?  
Ans. Mountain Everest. It just wasn't discovered yet.

## GRADE-VIII SAHITYA QUIZ

The inter-house competition, The Sahitya Quiz, was an exciting and enriching competition.

The entire grade 8 took part in the preliminary round on history via Google form. The highest scorers were selected for the finals. The final round was a virtual event where all the contestants joined the zoom platform. The finals were telecasted on YouTube.

Identifying the famous personality, video based questions, Ek Bharat Shrestha Bharat , which included questions from Haryana constituted the varound of the finale which was thoroughly enjoyed by the participants as well as the audience.The exciting Rapid fire round proved to be an icing on the cake.

The quiz was truly a fun-filled way of learning about our rich history.

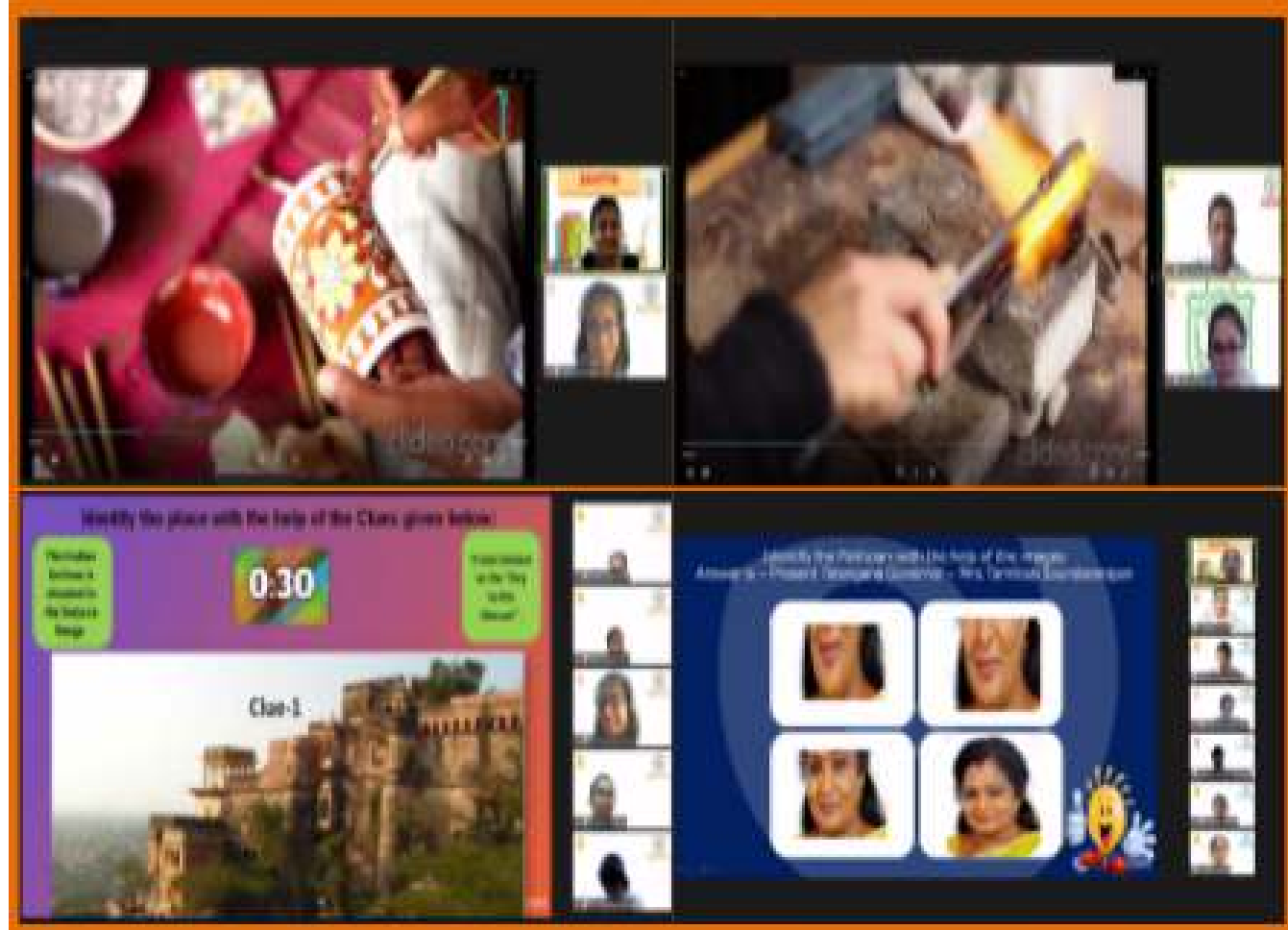

### THE WINNERS ARE:

#### GRADE - VIII



S. No.	NAME OF THE STUDENT	Class / Sec	HOUSE	POSITION
1	Yashanshi Mishra	VIII - A	Prithvi	First
2	Havisha Veni Sapireddy	VIII - B	Prithvi	First
3	Manya pal	VIII - C	Prithvi	First
4	Sharmistha Poduri	VIII - D	Prithvi	First
5	Agnivesh Brinshi	VIII - E	Prithvi	First
6	Janvi Dua	VIII - F	Prithvi	First
1	Shlok Agarwal	VIII - A	Aakash	Second
2	Anoushka Roy	VIII - B	Aakash	Second
3	Anvith Vemula	VIII - C	Aakash	Second
4	Ayan Bhargava	VIII - D	Aakash	Second
5	Ishita Dadu	VIII - E	Aakash	Second
6	Manmeet Sahoo	VIII - F	Aakash	Second
1	Abhigna Ramavajhala	VIII - A	Agni	Third
2	Charishma Chirumamilla	VIII - B	Agni	Third
3	Hamsini Narikimilli	VIII - C	Agni	Third
4	Balanagu Shanmukha Bhavya	VIII - D	Agni	Third
5	Trishna Tanaya	VIII - E	Agni	Third
6	B. Lasya	VIII - F	Agni	Third



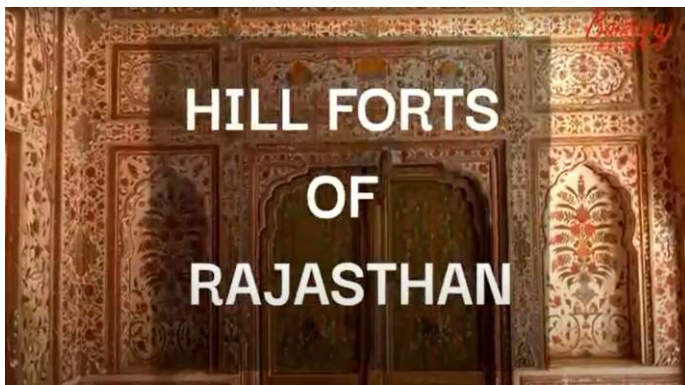


## GRADE-IX FILM MAKING COMPETITION

It is said that filming is a chance to live for a lifetime. It can create an aesthetic and colourful world filled with magic, joy, and fantasy. Additionally, films have become an important part of our culture. To educate young minds to recognize their potential a film making competition was conducted for the students of Grade 9. The competition conducted by DPS Miyapur motivates students to plunge themselves into filmography.

The students were asked to film a video on Indian Heritage which included tangible culture and natural heritage. They were assessed for their narrative, cinematography, editing and sound impact

The students exhibited their editing and filmography skills by making short innovative films. The competition provided the students a platform to present their ideas and bring their narrative forward. It further strengthened the students' knowledge about Indian culture and tradition and allowed them to cultivate their research skills. Through their work, the students displayed innumerable ethnicities and customs.





THE FOLLOWING STUDENTS EMERGED AS THE WINNERS.



## GRADE - IX

S. No.	NAME OF THE STUDENT	Class / Sec	HOUSE	POSITION
1	Vedika Soneji	IX - C	JAL	FIRST
2	Niya Singh	IX - D	JAL	FIRST
3	Sneha Yadavalli	IX - B	JAL	SECOND
4	Shrenik Reddy	IX - C	AGNI	THIRD

## ACADEMIC ACTIVITIES

### Diwali (LKG)

Diwali is an auspicious festival that symbolizes the triumph of good over evil. It is a festival of joy and bonding, happiness and brotherhood, a time when families come together to celebrate the well-being of one another.

On this joyous occasion, the LKG classes of DELHI PUBLIC SCHOOL, MIYAPUR celebrated Diwali virtually with enthusiasm on 2nd November, 2021. The kids were told about the importance of this auspicious festival and the celebrations involved. Kids enjoyed the festivities and crafted origami handprint diya using various coloured papers.



## PLANT WORLD (LKG)

If you save a tree, you save a life. If you plant a tree, you plant a life."Trees make the environment cleaner and provide us with oxygen. They're essential for life to flourish.

A germination of seed activity was organised for young learners of LKG. The importance of trees, plants and their uses in our daily lives were explained.

Our little tiny tots enjoyed the activity by sowing the seeds in the soil and watering them. Later, they shared their happiness of watching the tiny plants coming out the seeds.

This activity was conducted to sensitize them towards the environment and to develop their fine motor skills by planting seeds, scooping dirt and watering plants.



## RENDEZVOUS WITH ENGLISH- LKG

The students of LKG were introduced to the three letter 'a' family words using different teaching aids like flashcards, movable cards, board, PPT and virtual background.

Storytelling is one of the best aids to teach alphabets. Recognising the letters in their names, letter related objects, salt tray tracing and Scavenger hunt for the things that start with a particular letter were which were introduced. The letters C,D,E,F,G,H,I,J,K, L and M were introduced from the month of September to November.





dam









UKG

It is often said that Knowledge is like a garden; if not cultivated; it cannot be harvested.

For the holistic development of students, it is extremely essential that kids view the world through their own eyes and learn concepts beyond the classroom.

We at DPS include all such general activity programs, wherein they learn about the world around them and also about human life and behaviour. One such activity of understanding the concept of living and non- living things took place in the general awareness classes. Few glimpses of the same are given below.





## ASCENDING AND DESCENDING ORDER

The concept of “Ascending order” and “Descending order” was taught using props, concrete and real objects. Later the children were asked to arrange the objects in an increasing

manner and further in decreasing manner. Additionally, a small story clip was narrated by, using these props and slides were also shown to correlate with the topic.

Expediting the activity further, different numbers were written on the black screen wherein the students had to arrange them in ascending and descending order.







## ART ACTIVITY

An often overheard ingeminate is that creativity involves breaking out of expected patterns in order to locate things in different ways. Art and craft activities provide a taste of achievement and builds confidence by taking pride in your work. Art is a magnificent platform to learn that making mistakes is normal and also that those mistakes pointed out can lead you to a whole new creative idea.

While using their fingers to paint, colour or glue, kids develop fine motor skills. Thus, we at DPS aim at developing a desire for independent creativity enabling them to explore their skills. Art and

Craft engages, and benefits children relating to aspects of their development. Children, who find it difficult to express in public, can dauntlessly convey themselves through art.



## GRADE-I HAMARI HINDI

“A different language is a different vision of life”

-Federico Fellini

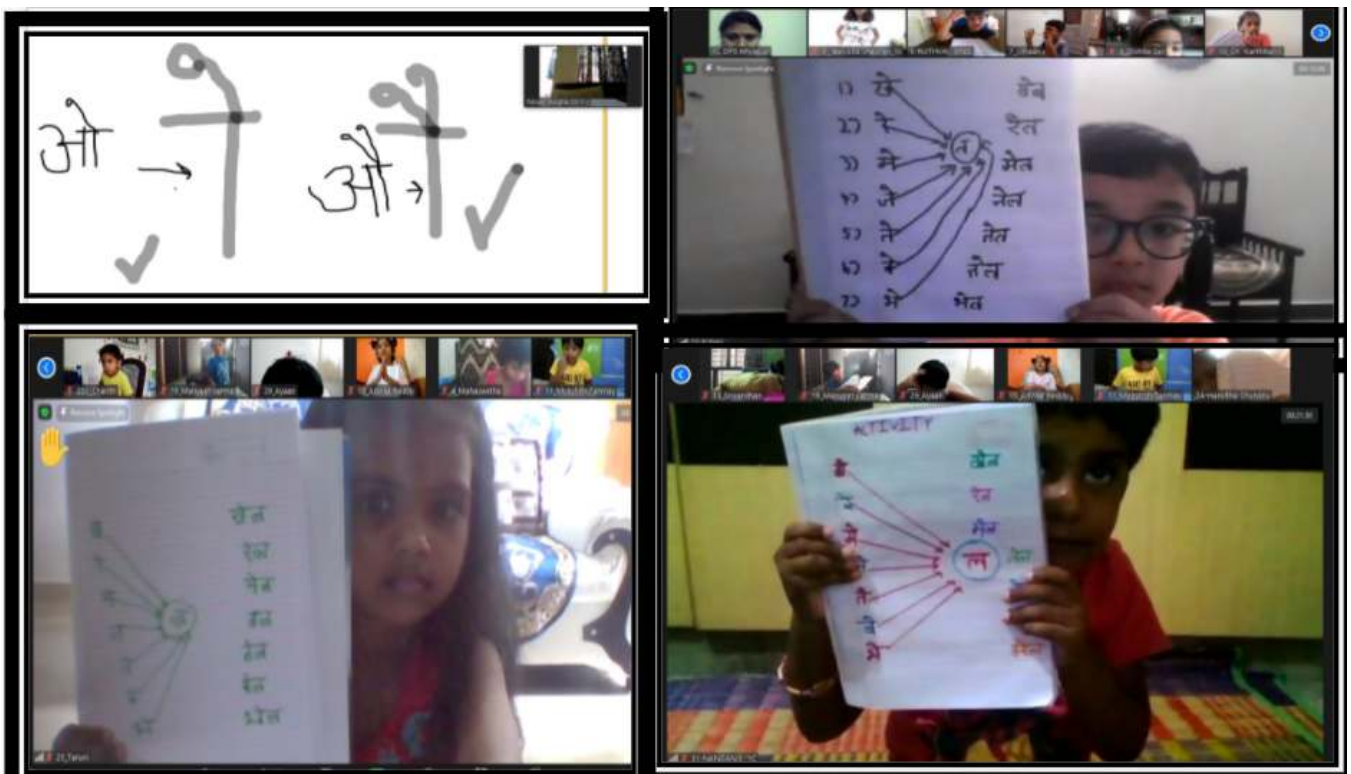


Languages not only act as a means of communication but also acquaint us with the culture of the people that speak them. India is the land of myriad languages and dialects . Hindi is one of the prominent ones spoken across our country.

The children of Grade 1 have thus provided a very good effort in learning the language. Hindi is a language where many students have trouble with grammatical errors while forming sentences, which deteriorates their interest in the language and students soon lose

interest. So, in order to regenerate interest in Hindi, we focused on the most important part of Hindi where we all tend to make mistakes, that is grammar. Grammar is hard but seeing these young kids do this we feel inspired and hope to regenerate our interest in the language and again learn from the basics to strengthen their hold on the language.

It might seem like we will fail again but trusting ourselves will give us some hope and inspiration to continue learning. One of the most important things while learning a language is trusting yourself and having patience.



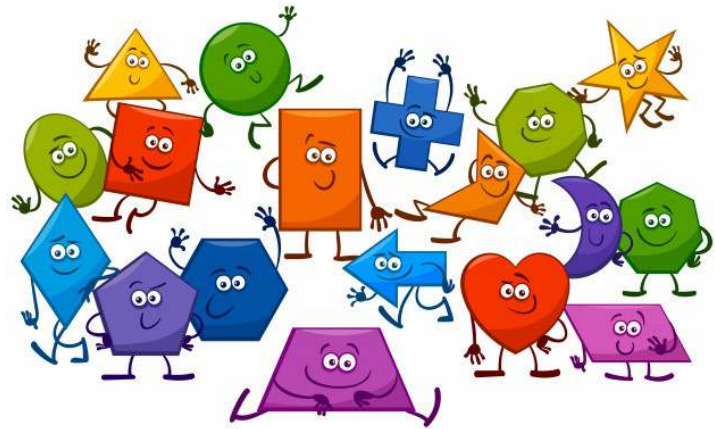


# SHAPES ALL AROUND

**“Beauty comes in all shapes and sizes”**

The world around us is filled with different shapes and structures, each having its own importance. The students of grade 1 explored the difference between solid and plane shapes. They were asked to draw a house using different shapes.

The rectangular doors, triangular roofs, square windows and cylindrical chimney helped students learn about various shapes.



Integrating art with Math, this task was taken up by the students with enthusiasm.

The young and skilful minds exhibited excellent hand and eye coordination and were creative and innovative.

Through this activity the students showed us that no matter what their age is with the proper dedication and hard work they can excel in any task they do.





## KNOWING YOU AND KNOWING ME

General awareness plays an essential role in defining one's growth and success. No matter what we choose to do in life, the key is to learn and gain more knowledge in different fields. One needs to go beyond academics to excel in other areas.

The classes of General awareness in Grade 1 aimed to achieve the same. The students were asked to write their names on A4 size papers creatively and were asked to draw themselves. The students later on introduced and spoke about themselves, thereby developing their speaking skills.

The young ones created beautiful pieces of art, opened up about themselves and their classmates got to know them better.

The general awareness classes integrated with arts were full of enthusiasm and knowledge wherein the students drew houses, parts of plants and objects found in their classrooms.





## About Me

Students wrote their name on A4 sheet / plain paper and made a card, drew & coloured their own picture and Introduced themselves.






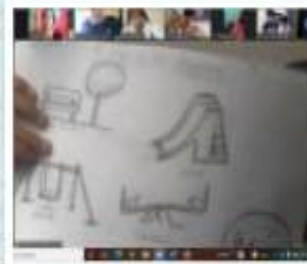
## World of Plants

- Students learnt how to draw a plant and label its parts
- This helped them remember parts of plant in a fun way



## My School

This activity helped the students find out about the different things they can find in a classroom and in a playground, especially now, since they are not able to go to school physically and are attending classes online.



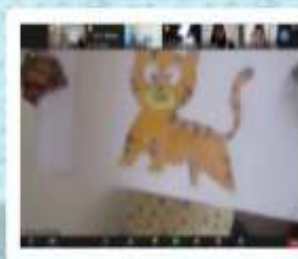
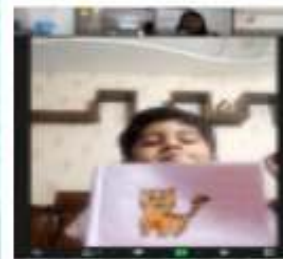


## ENGLISH ACTIVITIES

### The poor old tiger

This was given as practice time work to the children where they were asked to draw the picture of tiger in their notebook with the help of given video links.

Drawing and colouring of any animal is a joyful activity for children which helped them to understand the lesson in a fun way. They also understood the importance of old toys.



Students became more responsible towards their old toys and decided to take better care of their own toys. All students were excited to show their toys to the friends.





## MEDICINAL PLANTS

During the Grade 1, Telugu classes We teachers taught topic Maidhaku(Mehandhi leaves) - We asked students to collect different types of medicinal plants and tell about its uses. Through this activity students speaking skills, thinking skills were developed. Students spoke about different types of medicinal plants . They gained knowledge about the each plant and its uses. They spoke some new words. And also with those words they framed meaning full sentences. In this way they spoke many things related to this topic. In this activity students participated actively.





## GRADE-II EK BHARTH SHRESHTHA BHARATH

“Sardar Vallabh Bhai patel has given us ek bharat now it is the solemn duty of 125 crore Indians to collectively make shreshtha bharat”

-Narendra Modi



The “Ek Bharat, Shreshtha Bharat” initiative launched by Prime Minister Narendra Modi on Ekta Diwas (31st October 2015) on the occasion of birth anniversary of Sardar Vallabh Bhai Patel draws inspiration from the life of India's freedom fighter. Through this innovative measure, the knowledge of the culture, traditions and practices of different states & UTs will lead to an enhanced understanding and bonding between the states, thereby strengthening the unity and integrity of India.

The theme **EK BHARAT SHRESHTHA BHARAT** is an activity undertaken as an Art Integrated Learning Program. Under this program children of class 2 implemented their skills on presenting the monuments and traditional foods of Haryana and Telangana states.

The activity's aim was to interact, promote mutual understanding and to inculcate the feeling of admiration and respect for the cultures of different states. It intended to celebrate the unity in diversity of our nation and promote the spirit of national integration. It steered the students to showcase the rich culture, heritage and traditions..

The students of grade 2 were asked to draw a comparison of Haryana and Telangana based on historical monuments and traditional foods.

This activity was designed to promote integrity between two states by sharing the important aspects and experiences. Students were divided into two groups wherein the first group had to provide the comparison based on the monuments while the second group listed the idiosyncratic features of each state based on foods. They presented their views and ideas on an A4 sized sheet and chronicled their topic in brief. Through this activity, students enhanced their knowledge and their skills of communication and presentation.

### WARANGAL FORT



A prominent state and excellence yore, the Warangal. Oru Kallu. Locals believe single rock stretch of Hanamkonda Warangal gates, which are now the emblem of the Telangana state.



### BUDDHA STUPA



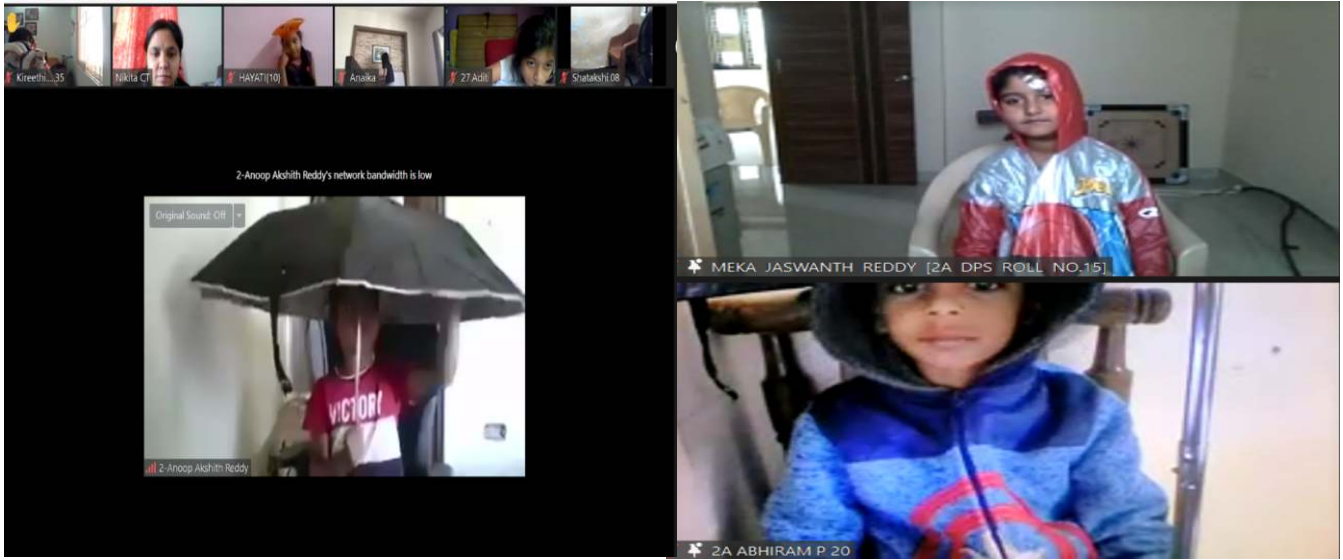
Buddh Stupa in Chanayana, Haryana, the 3rd century BC. It is during the reign of the emperor Ashok, the and Shrugna, which is present. Sugh, was an important Buddhism. This stupa is built on site the Shahpur and Dhara of Taxila. It is situated about three kilometers Sugh.



## SEASONS

**“ Nature gives to every time and season, some beauties of its own”.**

Learning about seasons and the related terminology, factors affecting the seasons, and clothes worn during them was a fun-filled session. The students had dressed up in the clothes as per the season allotted to them and discussed various aspects of it.




## EFFECTS OF FLOODS IN CITIES

In the present scenario where our planet is extremely endangered due to our destructive activities, it is of prime importance to sensitize the young minds towards the challenges which earth is facing. One such challenge is the floods.

The students of Grade 2 explored the various aspects of floods, its causes and effects. They brainstormed to identify the strategies for preventing flood and minimizing its health hazards. They had presented their learnings on an A4 size paper in the form of a poster.

This activity enabled the students to analyse the concept of floods and its types and also its impact on human life as well as the environment.



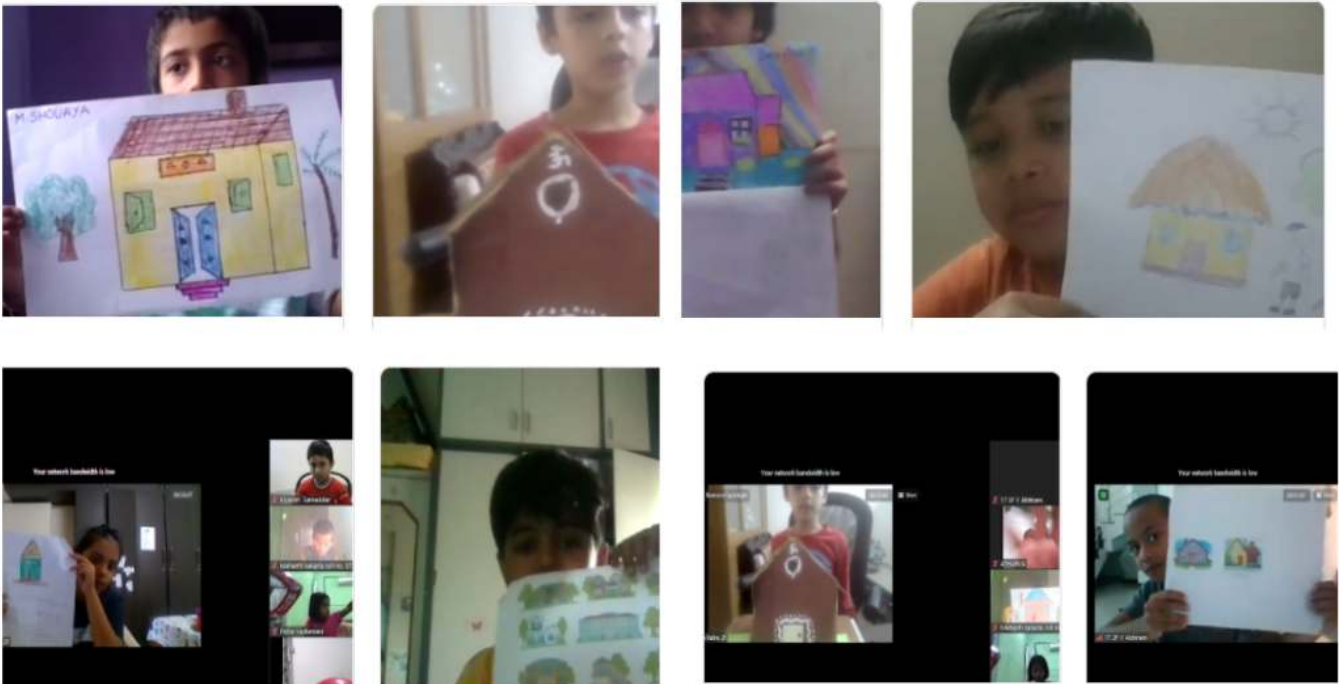


## TYPES OF HOUSES

Shelter is one of those elements that fulfils the necessities of a man. Thus through this activity, children were able to learn about the various types of houses and their significance.

Children were instructed to make a mini placard board on different types of houses like Pucca house, Kutcha house, tents and boat houses and speak few lines about it in the class. They shared the reasons for building a particular type of house in the specific location.

This activity guided the students in building an understanding about various types of houses, materials used to build them and helped to enhance their communication and presentation skills.




## BANANA LEAF ACTIVITY

Leaves are an essential part of plant anatomy. Apart from being the food factory of the plants, they also have a great significance in our culture. They are used to make medicines, fibres, dyes and utensils. During the ancient times, they acted as the medium for documentation.

To make students aware of the importance of leaves and their usage, a Banana leaf activity was carried out in Grade 2.

In this activity, students were asked to draw a picture of a banana leaf with a variety of colourful dishes and list out its importance in the form of a short paragraph.

Through this activity, students explored the practical uses of banana leaves and its applications. They learnt that banana leaves find their usage in cooking, wrapping, and in serving food. Apart from preventing the growth of the germs in food, banana leaves also improve the taste of various food items and aid proper digestion.



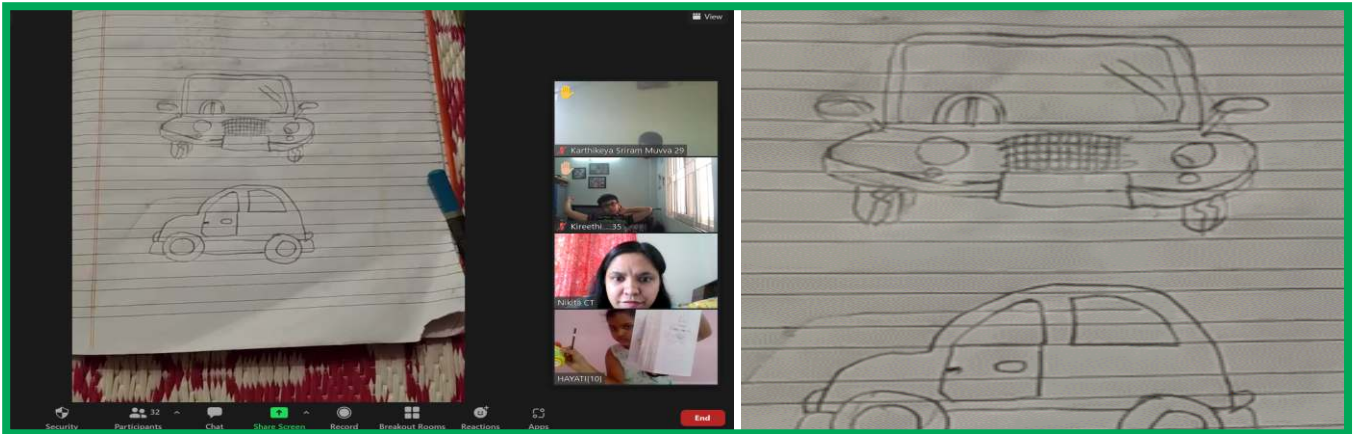
## PERSPECTIVE

In the mathematics classes, the students of Grade 2 learnt about the perspective of different objects in a fun filled manner. The objective of this activity was to understand and identify the front view, top view, side view of any object.

Objects like a toy car, box, lamp etc were shown to the students and they were asked to observe their different angles, sides and views.







## MULTIPLICATION WHEELS

Multiplication is an important arithmetic operation which was explored by the students of grade 2. The process of teaching learning was made interesting by using the aid of multiplication wheels and strips.

Multiplication wheels are a very popular and common alternative to times table practice.

It works by having a number in the centre, which when multiplied by the neighbouring numbers in the inner ring, gives the result or the product written in the outer ring.

Multiplication wheels are a visually engaging way for students to practice both multiplication and division facts at the same time.

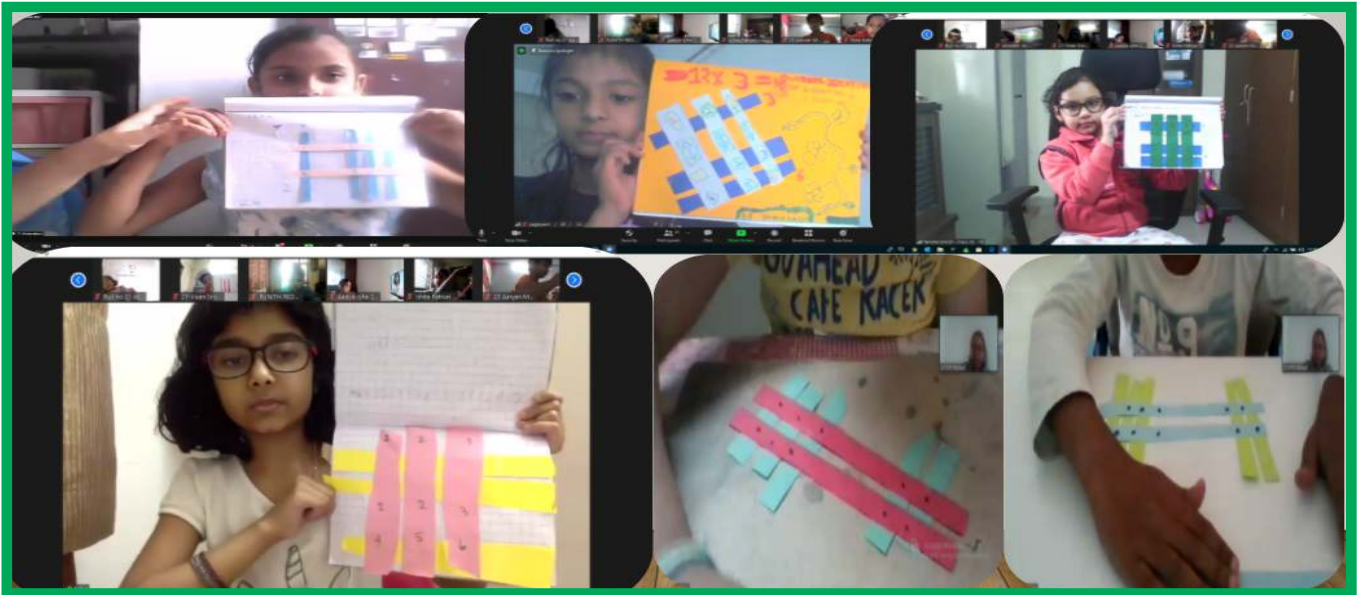
The students were asked to design these multiplication wheels which helped them understand the concept of multiplication in a better way.



## MULTIPLICATION USING STRIPS

The students used coloured paper strips and a pencil to refine their multiplication skills in a fun way.

To find the product of  $m$  and  $n$ , the students were instructed to arrange  $m$  strips of paper in a horizontal position and  $n$  strips of paper in a vertical angle. They were then directed to count the number of places where the strips cross each other which was the required result. This activity was quite engrossing and certainly a notional way for learning rather than the mere frontal multiplication.



## SINGULAR AND PLURAL NOUNS

The objective of this activity was to fabricate coherence about singular and plural nouns. Considering any five objects found around, children had to differentiate between singular and plural nouns.

The students perfected the task of spotting the differences between Singular and Plural Nouns and performed the activity marvellously.






## SPOT THE DIFFERENCE

This activity was intended to help the students of grade 2 understand the differences between young people and people of older generations and to sensitise them towards the problems of old age.

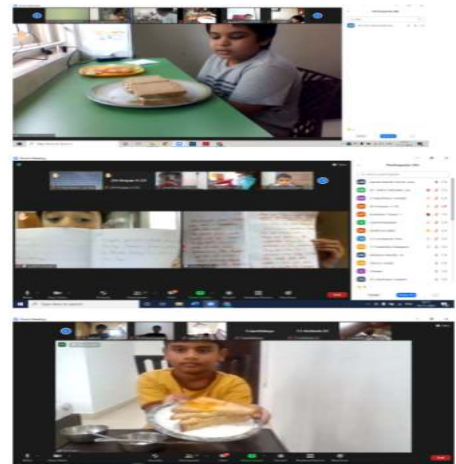
The children were asked to write a short paragraph of about 3 to 4 lines, listing their views on how young people are different from older ones.

This activity aimed to compare and contrast the social, emotional, cultural values, beliefs, opinions, thought processes and technological differences between young and old people. Encompassing language and life skills, it proved to be an excellent example of an interdisciplinary task.



## MAKING A SANDWICH

Cooking is an important skill that one must acquire to live an independent life. To inculcate this valuable life skill a cooking task was planned for the students. They were asked to make a simple healthy breakfast of sandwiches. Using ingredients like Bread, butter, jam, and chopped vegetables, second graders made delicious sandwiches under the supervision of their teachers. This session of fireless cooking helped refining their motor skill and instilling confidence in a fun filled manner.



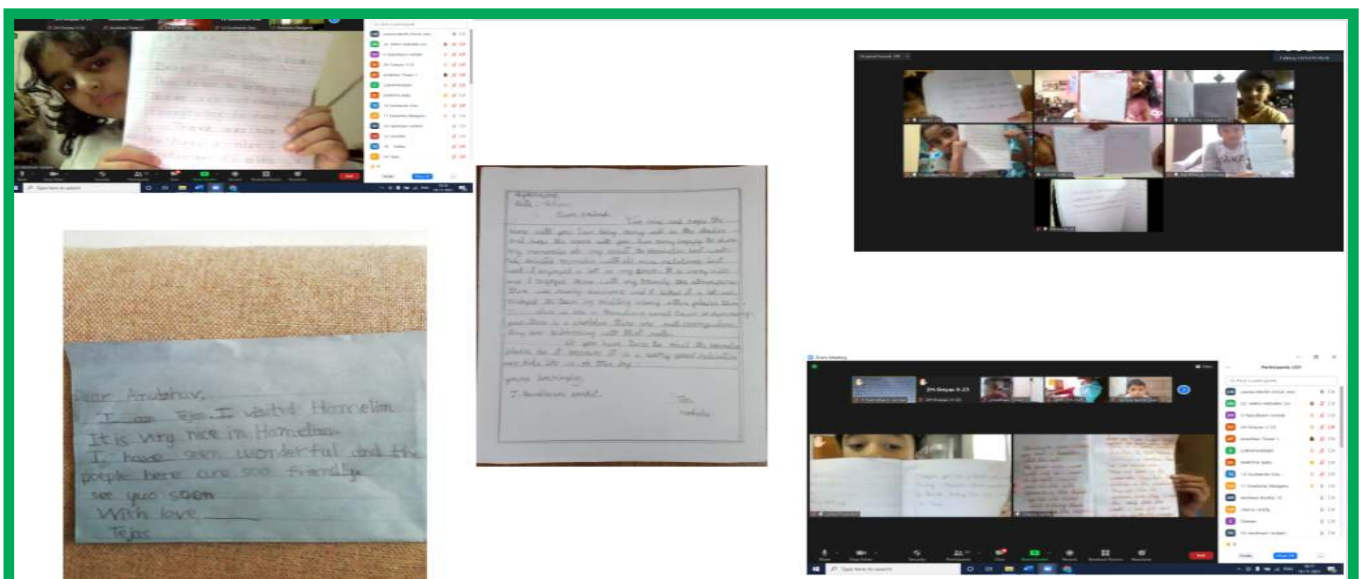


## A POSTCARD TO A FRIEND

Encouraging children to write from an early age leads to improved writing skills and structure of thoughts.

In order to facilitate this upskilling, the students of grade 2 were asked to imagine themselves as a tourist visiting Hamelin, a town in Germany famous for the story of 'Pied the Piper', for the very first time. They were then directed to write a postcard to a friend describing their likes and dislikes about the town.

This activity aimed to highlight the significance of composing written text and provide handwriting practice. It encouraged them to learn the art of writing for it is one of the most ancient methods of communication, enlightening the values and traditions of the world.





## GRADE-III PERSONALITY ACCORDIONS

The students of grade 3 enjoyed the right mix of fun and learning in their english class. Creating Personality accordions was a fun and creative way to learn adjectives .The children came up with different creative personality accordions and enjoyed learning about adjectives the fun way.



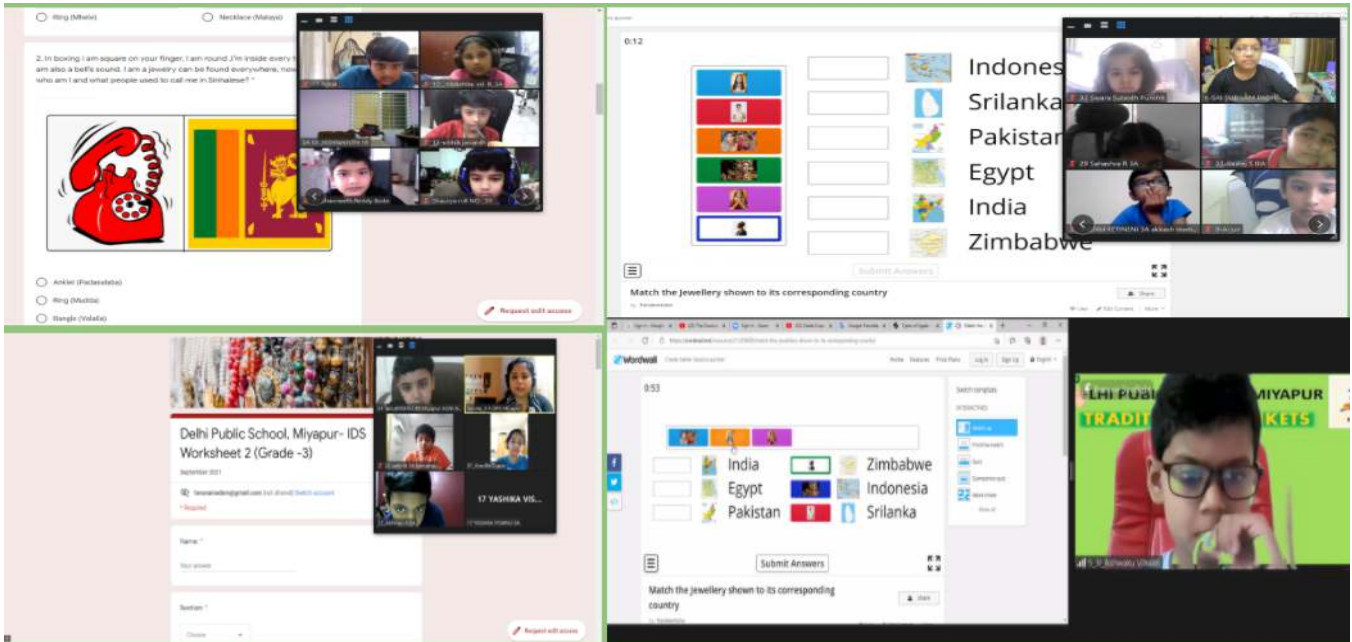
## VERBS SPIN WHEEL

The english virtual classes witnessed fun mingled with the action. The students had created a Verbs spin wheel of action words or verbs. When the wheel was spun, an arrow stopped against an action word or verb, which was to be performed by that child. Children enjoyed displaying impromptu actions and learning about the action words.




## INVENT A QUIZ

The students of grade 3 witnessed a pleasant twist in the process of quizzing where they were asked to create a quiz for their peers. They were divided into groups and were encouraged to frame questions related to the poem 'BAT'. Various groups interacted with each other and questions were asked among groups. The activity strengthened their communication and critical analysis skills.



## TELUGU ACTIVITY

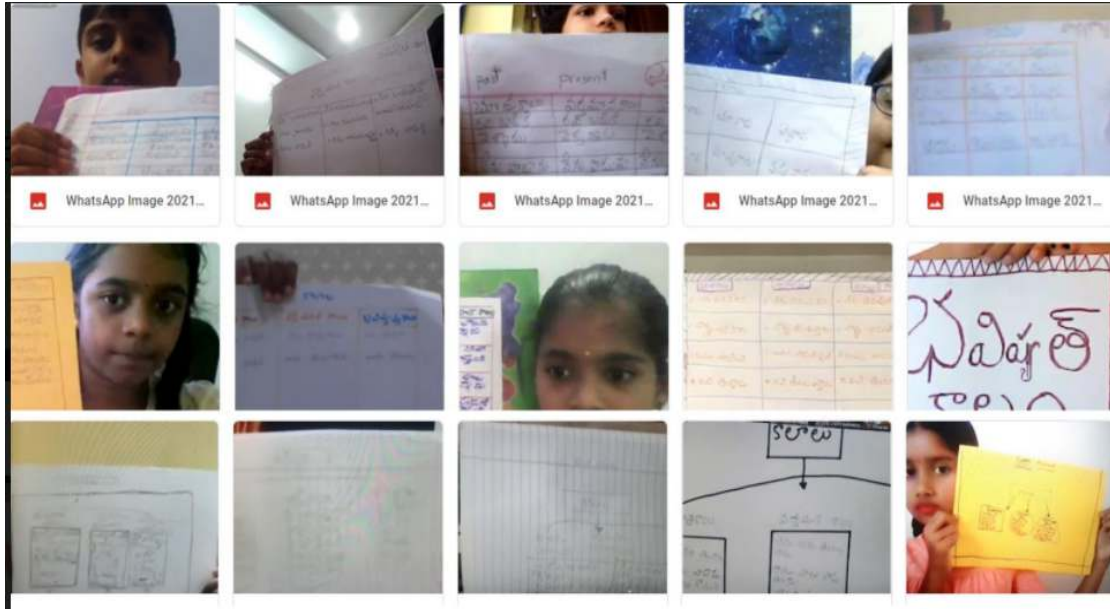
A “Think and share” activity was carried out by the telugu students during their online sessions. Students were directed to write five precautionary measures taken during the pandemic on a chart and were guided to discuss the same. This let the students know about the precautions to be taken while playing with their friends and interacting with them along with fostering the skills of communication and presentation.





## TELUGU ACTIVITY-TENSES

The students of Grade 3 were taught about 'Tenses' in their classroom and their importance in languages. Thereafter the students were guided to write sentences using the verbs of their choice in three different tenses.

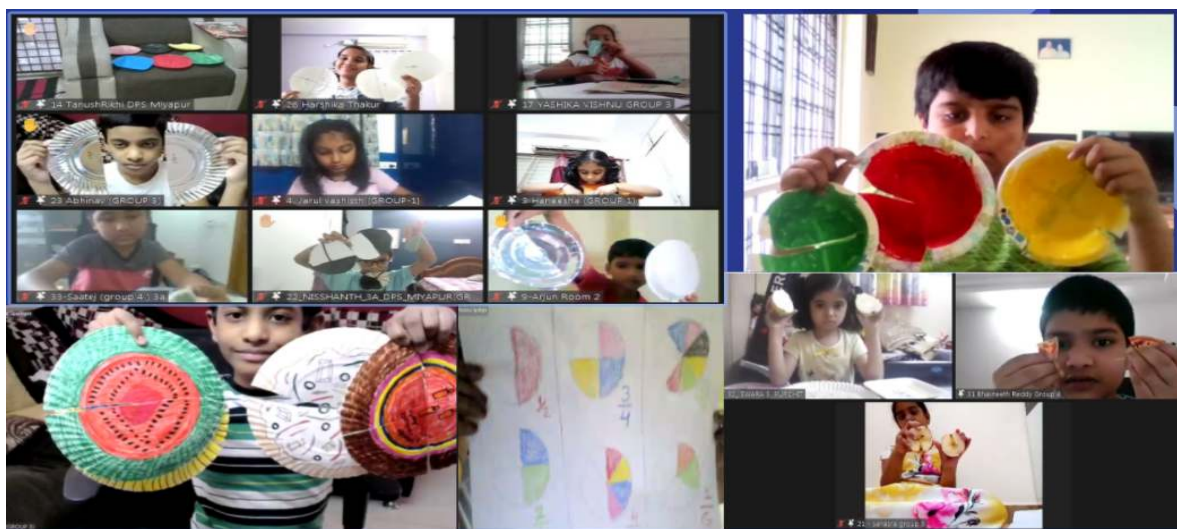


## MATH- FRACTIONS

Mathematics does not have to be boring and frustrating. It can be fun for kids by adding a bit of creativity and crafty magic.

Fractions considered to be a tough nut to crack by few were made interesting and easier with the aid of a sandwich activity.

Students were asked to prepare a paper plate pizza or a flower. The hands on experience of dividing the plate into fractions helped in conceptual clarity and added the fun quotient to the classes.



## SCIENCE- STRING TELEPHONE ACTIVITY

Students learn by doing. Hands-on science encourages the children to observe, ask questions, touch, smell, experiment.

Allowing children to really get into science gives them the chance to make discoveries on their own. They'll be more likely to remember a learning experience if it's just that... a real experience.

The students of Grade 3 performed a string telephone activity. The task included creating a string telephone with paper cups and a string. They enjoyed making the model and analyzing its nuances.

The outcome of the activity was that the students understood how sound travels through different mediums. They also learned how technology enables people to communicate over long distances.



## CULTURE & FESTIVALS

“The greatness of a culture can be found in its festivals.”

Many different festivals are celebrated in India. To keep these traditions alive for generation x, an oral activity was conducted wherein all the students dressed up and spoke about his/her favorite festival. They had used the related decorative items as props. This task created a festive atmosphere in the class thereby making learning interesting, lively and insightful.





## IDS ACTIVITY

**“Education is not the filling of a vessel, but the lighting of a flame”**

Paper quilling is not only an art of quilling paper strips; it's an art of quilling

your ideas. With this notion in mind our enthusiastic quilling artists of grades 8 and 9 displayed their skills and taught the art of paper quilling to the students of Grade 3 who were very excited to learn the new 'art' from their seniors. This activity was a part of the International Dimension in School project under the flagship of British Council

Students admired each other's work through a virtual gallery walk. Check for understanding took place through the worksheets. They had also explored trade route links between Cuttack and Indonesia on a map.

Learning is incomplete till it's not being researched, explored and experienced by students. Our little explorers explored and came up with their impressive research works.



## IDS- JEWELRY ACTIVITY

A flame can be sparked in the young and bright minds of learners, by encouraging them to ask questions; and asking one question leads to asking further questions. To ignite this spirit of inquiry an activity in the form of Socratic circle was conducted where learners came up with different questions related to "Jewelry".

Learning is enhanced by exploring the topic. Learners were shown presentations about the specific jewelry of the countries. Students of Grade 3 enjoyed learning about the colorful jewelry, history and culture related to the particular jewelry.



## IDS - BEST OUT OF WASTE

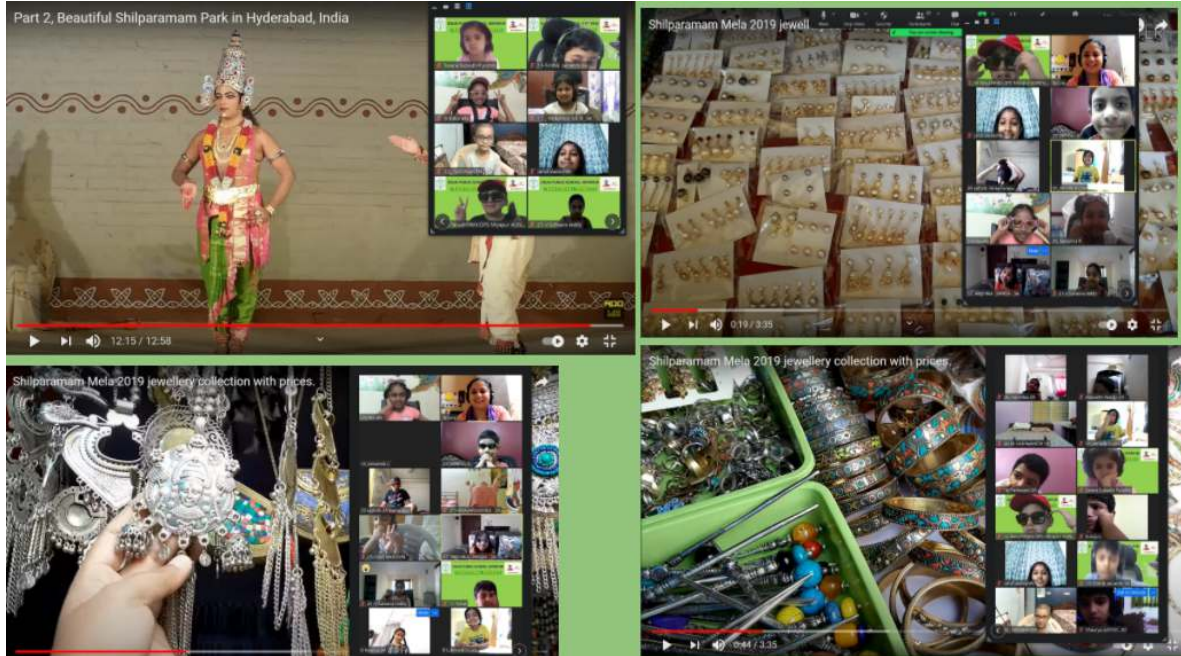
As a part of their IDS project, students designed attractive pieces of jewelry and displayed it. The theme was- BEST out of WASTE. Students exhibited an impressive level of creativity by using not only dried leaves, flowers, pistachio shells but also chilies, pencil, straw, cloth, pomegranate etc.





## IDS – VIRTUAL FIELD TRIP

Students enjoyed a virtual field trip to Shilparamam and had a glimpse of different jewelry items along with the village museum.



## IDS – COLLABORATION WITH A SRI LANKAN SCHOOL

A collaboration with a partner school in Sri Lanka was undertaken where students of both the schools exchanged information about the jewelry of their country and compared their characteristics. The enthusiastic students of both the schools interacted with each other and discussed the similarities and differences in the respective traditional jewellery. It was truly an exhilarating amalgamation of the culture of both the countries.



## GRADE-III VIVIDHA SPECIAL ASSEMBLY

Special class assembly of Vividha was conducted as a culmination of all the learning of the IDS project. Students presented their research work, tasks undertaken and their learning threaded in an engaging script. The entire presentation was a visual feast for eyes and was applauded by the parents.



## GRADE-IV MATH-O-MANIA

“Mathematics is not about numbers, equations, computations, or algorithms: it is about understanding.”

*-William Paul Thurston*



Math-O-Mania was a classroom activity that bridged the gap between fun and learning. The aim of this activity was to make students understand the concept of fractions. It aimed to simplify the complex concepts of like, unlike and equivalent fractions. The activity includes the sub tasks of creating a circle and dividing it into fractions as per the directions of the teacher.





## DATA HANDLING - TALLY MARKS

This activity was conducted to explain the concept of Tally and its use in daily life. The children were asked to collect coins and then represent them on the basis of the number of coins of each category. The concept of Data Handling was made simpler and fun with this hands-on experience task.





# LIFE CYCLE ACTIVITY

The science class of grade 4 was brightened with the colourful models of the life cycles of butterfly and frog using the biodegradable materials and waste materials. It helped students understand and explore the different stages in the life cycles of frogs and butterflies. Integrated with art, this task refined the motor and presentation skills of the students.





## WESTERN DESERT ACTIVITY

“It has been said that 80% of what people learn is Visual”

- Allen Klein



To make students familiar with deserts, the teachers of grade 4 employed the aid of Sketch Notes. The students used handwritten words and visual elements such as drawings, boxes, lines, and arrows to illustrate the main concepts from a lecture, as well as their interrelations and created their sketch notes. The idea was to provide a medium where students could creatively express their understanding of the topic.



## WATER –THE ELIXIR OF LIFE

Sensitization towards conservation of water is the need of the day. Students of grade 4 participated in one such activity wherein they brainstormed on the ways to conserve water.

In this activity students were divided into breakout rooms and were directed to document the uses of water at home. They were then advised to analyze the situations where water was wasted and to devise the methods to minimize the same.



## FORESTS OF INDIA

The aim of this activity was to make students familiar with the different types of forests, how forests play a vital role in human existence and to create awareness among the students on the need to save trees around them. The students were divided into groups and were advised to have a group discussion.

'Why do we call forests a green world or green friends? How are human activities responsible for creating and destroying forests? Why is protecting the green layer of the earth the need of the hour? Deforestation is always bad. These students were asked to express their views on the above mentioned topics.

This activity allowed them to question and comprehend multiple perspectives of the same issue.





## POETRY IS AN ART

The english classes of grade 4 once again witnessed the fluidity of borders between literature and art. Children were asked to transform poems into sketches. Written words, visual elements such as drawing, boxes, lines, and arrows, images etc were employed to illustrate the main concept from the poem. The sketch included the main character, adaptation message, setting and theme.

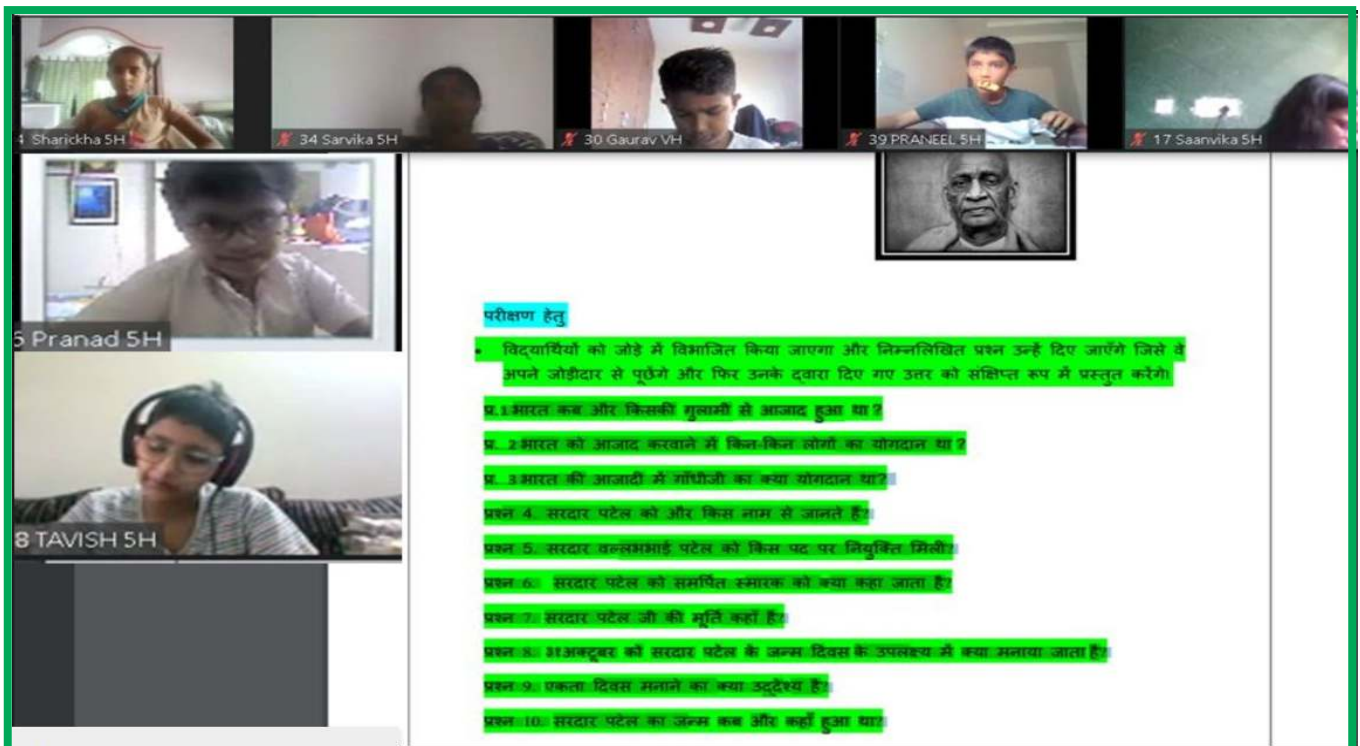






## GRADE-V SARDAR VALLABHAI PATEL ACTIVITY(HINDI)

The hindi students of Grade 5 had a rendezvous with the freedom fighters of India in their hindi classes. They learnt about Sardar vallabhai Patela nd his contributions towards our freedom struggle. The task required the students to pair up with a classmate and ask pertinent questions from the text which they had read. The students were directed to present their understanding of the response of their partener. This activity was designed to add to the collaborative skills of the students and to remind them about the value of the freedom which we as a nation have attained after years of hardship and sacrifices.



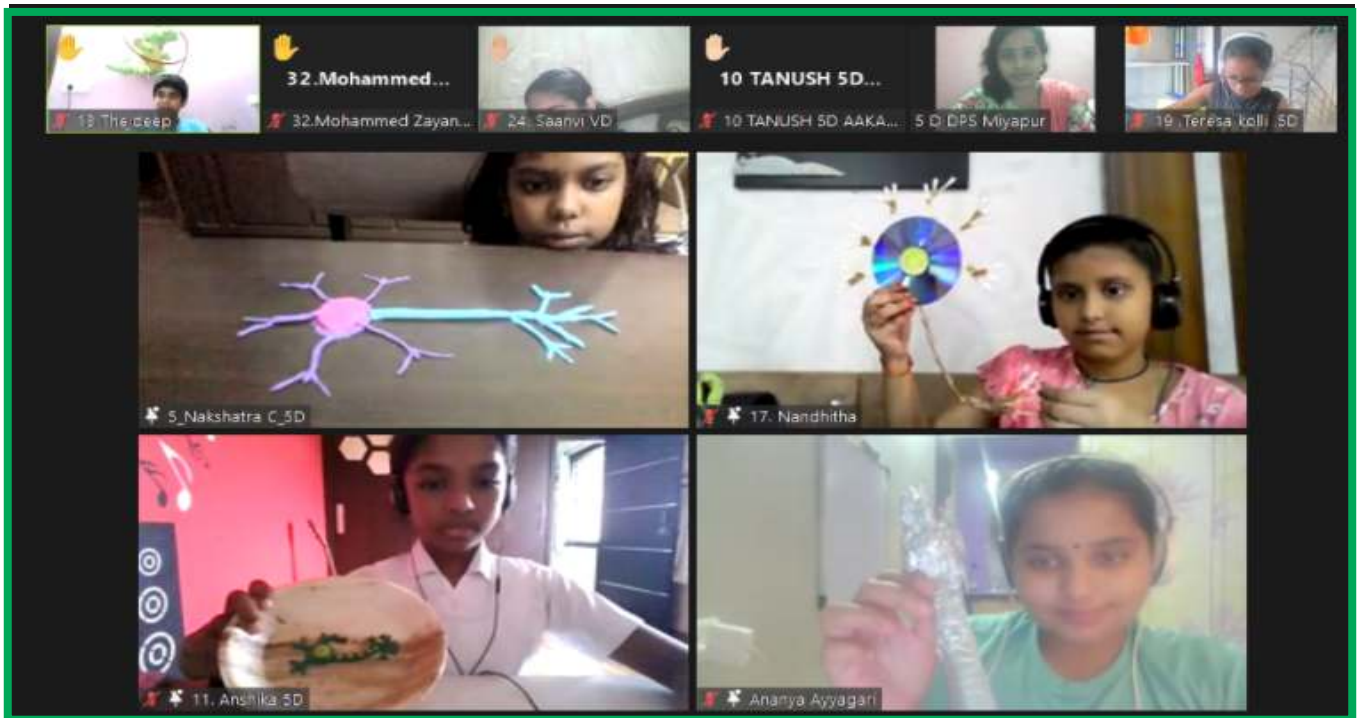
**परीक्षण हेतु**

- विद्यार्थियों को जोड़े में विभाजित किया जाएगा और निम्नलिखित प्रश्न उन्हें दिए जाएंगे जिसे वे अपने जोड़ीदार से पूछेंगे और फिर उनके द्वारा दिए गए उत्तर को संक्षिप्त रूप में प्रस्तुत करेंगे।
- प्र. 1.भारत कब और किसकी मुख्यामी से आजाद हुआ था?
- प्र. 2.भारत को आजाद करवाने में किन-किन लोगों का योगदान था?
- प्र. 3.भारत की आजादी में गांधीजी का क्या योगदान था?
- प्रश्न 4. सरदार पटेल को और किस नाम से जानते हैं?
- प्रश्न 5. सरदार वल्लभभाई पटेल को किस पद पर नियुक्ति मिली?
- प्रश्न 6. सरदार पटेल को सम्पित स्मारक को क्या कहा जाता है?
- प्रश्न 7. सरदार पटेल जी की मूर्ति कहाँ है?
- प्रश्न 8. 31अक्टूबर को सरदार पटेल के जन्म दिवस के उपलक्ष्य में क्या मनाया जाता है?
- प्रश्न 9. एकता दिवस मनाने का क्या उद्देश्य है?
- प्रश्न 10. सरदार पटेल का जन्म कब और कहाँ हुआ था?

## NERVE CELLS

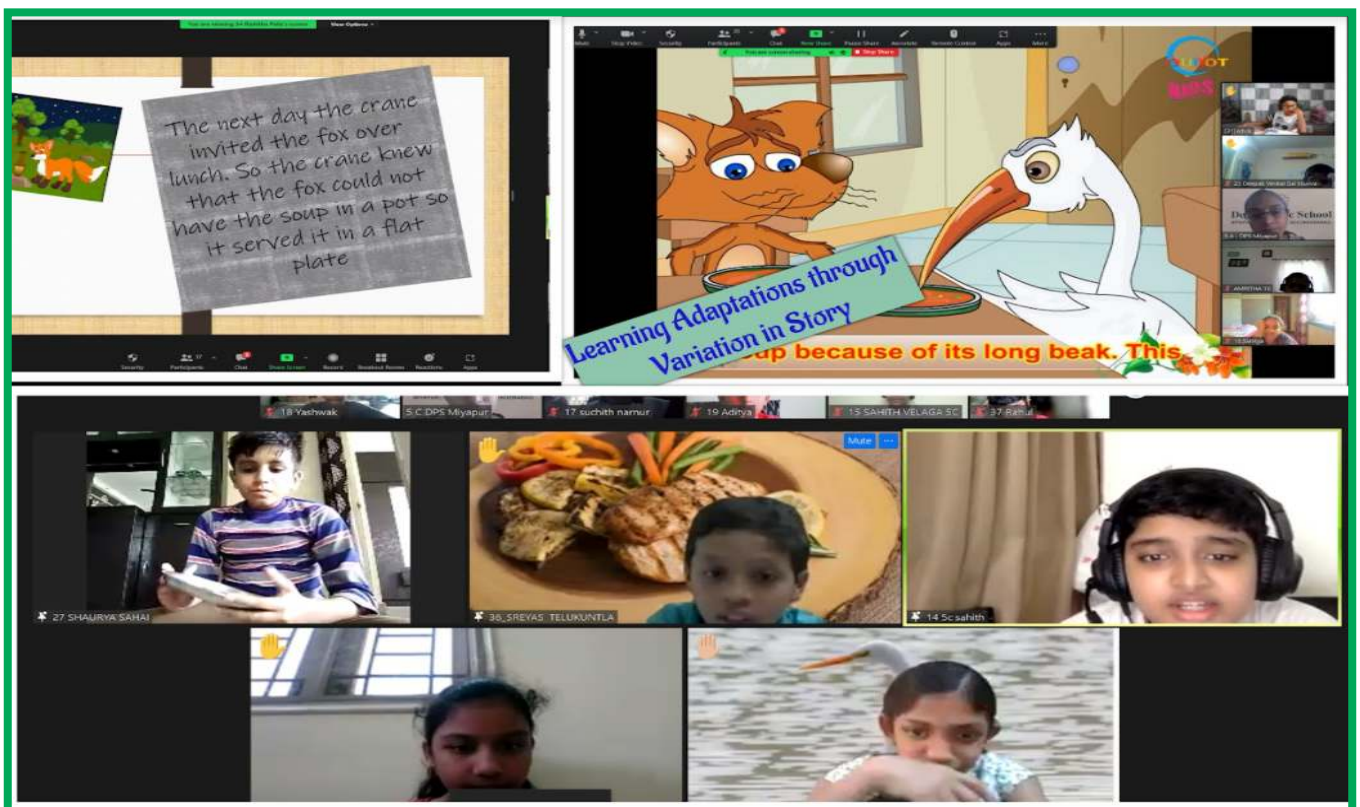
The science class revealed yet another example that creativity has no limits for our students. The students of grade 5 were given the task to make a model of the human nerve cells. They had used plates, paper strips, pencils, cello tapes, straw, and lemon to do so, indicating that learning by doing is the best educational tool so far.





## VARIATIONS

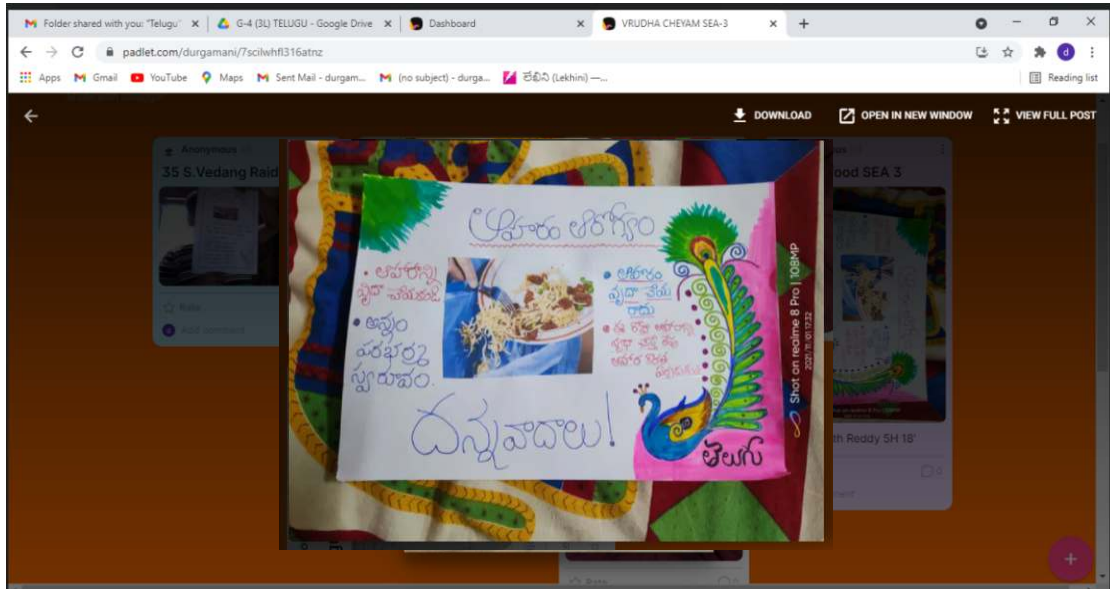
Literary adaptation is the adaptation of a literary source to another genre or medium, such as a film, stage play, or video game. This strategy was employed in the english classes of grade 5 to explain the lesson- The Fox and the Crane and to visualise it through video summaries and presentations.





# TELUGU

The telugu students of grade 5 made beautiful posters on relevant topics of present times such as 'Food Wastage'.



# GRADE-VI HINDI ACTIVITY

The following activity was conducted to increase the deductive skills of students.. The activity aimed at improving the students' listening skills.

They had to listen and write about the importance of exams in a student's life. The students' put their thinking hats on and got to work. This helped improve their writing and thinking skills.



## LIGHTS AND SHADOWS

“There are two ways of spreading light;  
to be the candle or the mirror that reflects it.”

- Edith Wharton



Lights and shadows have always been a source of mystery and appeal for all of us. They find connotation in Science as well as philosophy.

As far as Science for Grade 6 is concerned, the teachers devised an engrossing activity to explain the concepts of light, reflection and shadows. The students were asked to perform the activity online using objects like books, pen etc and the torch light which was used as the source.

Though the objects used were simple the results were extraordinarily satisfactory. The students could understand the concepts or reflections, variation in the size of shadows w.r.t to the distance of the light source.

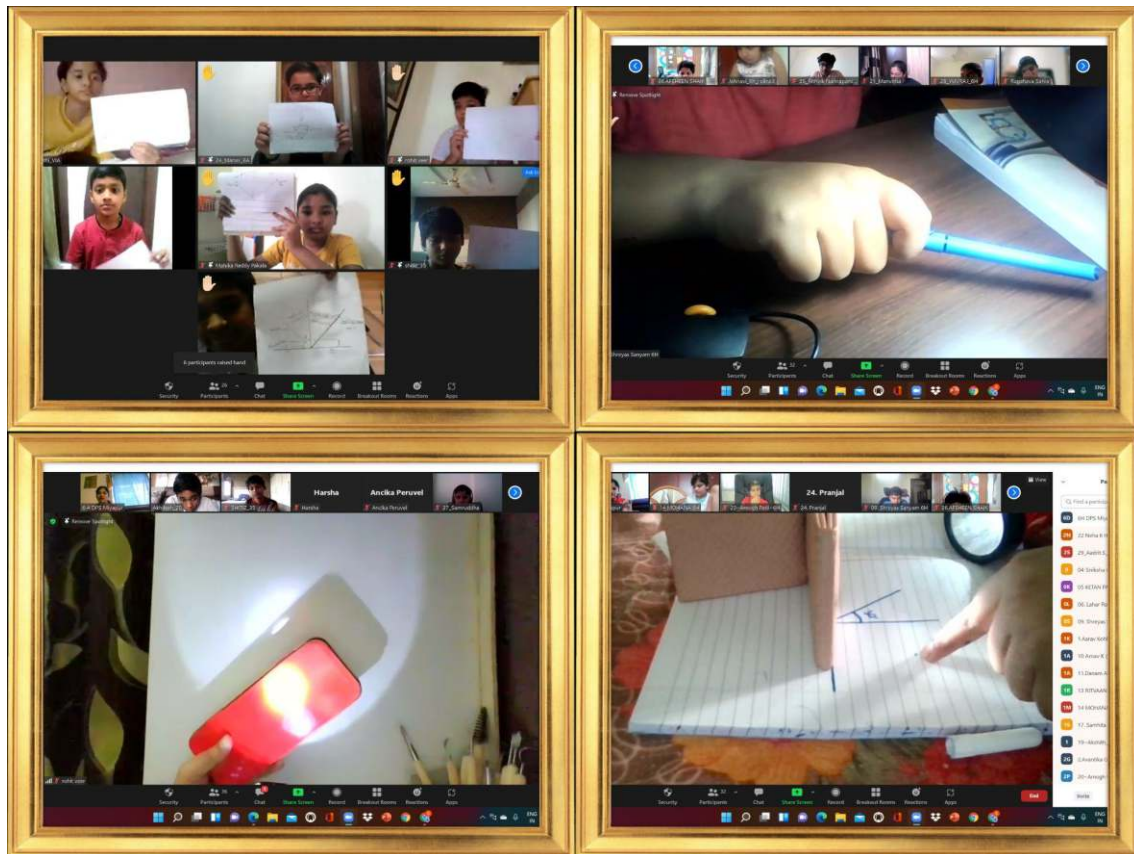
Being a hands-on experience activity, this task allowed the students to experiment with trial and error, learn from their mistakes, and understand the potential gaps between theory and practice.

The activities performed by the students in this lesson were the ones seen and experienced in real life, hence this topic was a bit closer to real life. Students studied the reason behind the formation of eclipses and the differences in the size of the sun and moon during the eclipse. Causes of reflection, its types, and its use in real-life were well explained by them in these activities.

At the end of the lesson, a SEA activity was conducted that was used as a reflection of all the topics they studied in the lesson.








## GRADE-VII SKIT ACTIVITY

The students of Grade 7 were asked to present their hindi lesson 'Vano ka mahatva' in the form of a skit for their SEA. They were divided into groups and asked to write a story keeping the theme of the lesson in mind and present their stories in the form of skits.

The aim of this activity was to improve their writing and acting skills. To build their collaborative skills and to create awareness about their environment. The students participated enthusiastically and presented interesting skits along with their teammates.





## GRADE-VIII POSTER MAKING ACTIVITY

The students of grade 8 took part in a subject enrichment activity based on the lesson, "There will Come Soft Rains". It was a futuristic story based on an automated house in the midst of a nuclear disaster. The students were guided to make a poster on the topic -A Peep into the Future. It led to increased creative and presentation skills. The posters were ingenious and visually appealing.











# ANGLES WITH A TWIST

Students performed an activity to verify the sum of interior angles and sum of exterior angles of different polygons.

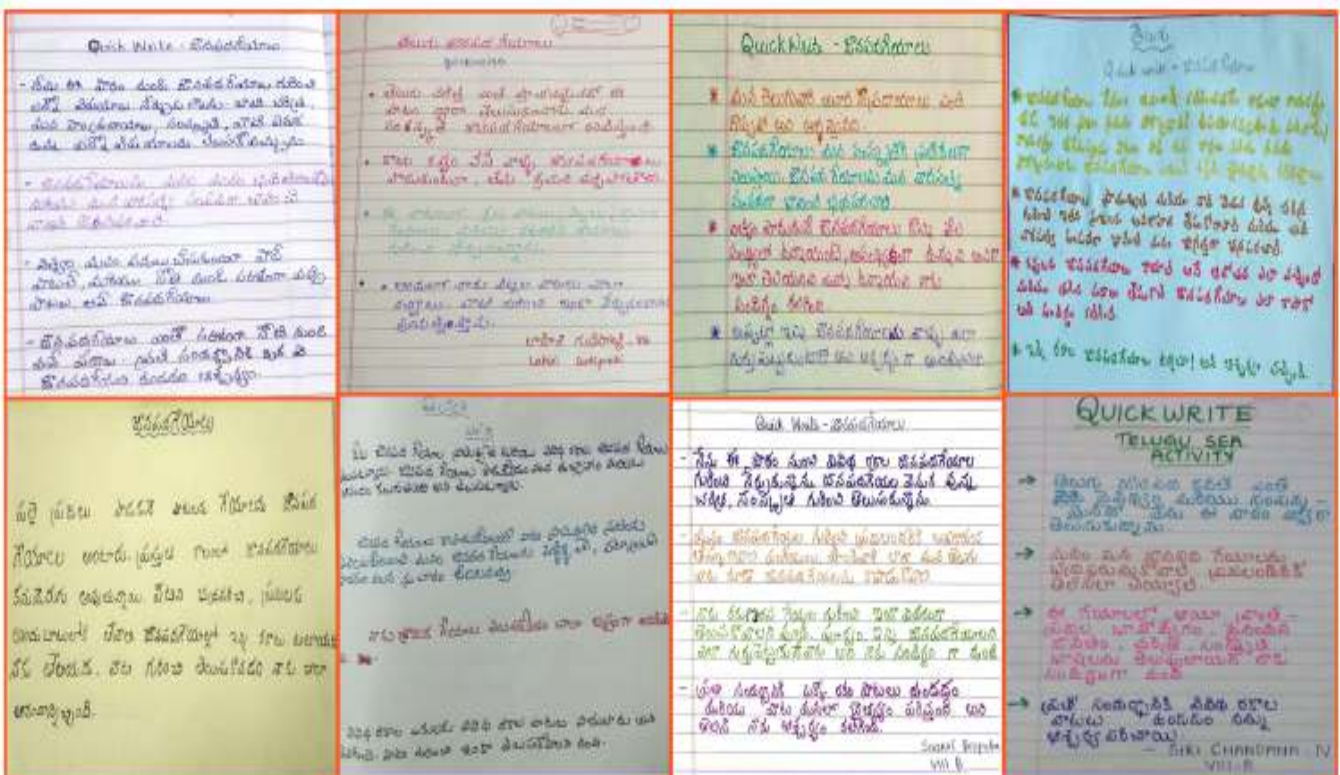






## FOLK SONGS - OUR CULTURE

The students participated in an activity on TELUGU JANAPADAGEYALU ( TELUGU FOLK SONGS ). They expressed their thoughts about the folk songs of their liking and the steps which should be taken to preserve our culture and tradition.



## EXPERIENCING - HOME MADE JAL- TARANG

The students of grade 8 carried out an experiment to prove that sound needs a medium to travel. A musical instrument called Jal tarangan was used for the same. Jal tarangan is an instrument which produces music due to percussion or gentle taps on cups which contain water of different levels. One of the cups is tapped using beaters or sticks and the other using fingers. These different levels of water produce beautiful and soothing sounds.

Integrated with the notes and rhythm, students thoroughly enjoyed the science classes.





## GRADE-IX REACH FOR THE TOP

A portfolio activity was given to the students of grade 9 based on a lesson from their english textbook 'Beehive'. The lesson 'Reach for the top' documented the incredible life of Indian mountaineer Santosh Yadav. The students had to create a timeline of her achievements to showcase all the wonderful things she achieved.

**Her childhood and her achievements**

- She was born in a small village of Joniyawas of Rewari district in Haryana.
- After high school she studied in Maharani college and got a room in Kasturba hotel which faced the Aravali hills.
- She joined Uttarkashi's Nehru Institute of mountaineering.
- She was the youngest women to climb the Mount Everest. And also the first women to climb the Mount Everest twice.
- In 1992 during Everest mission she managed to save a climber who would have died due to lack of oxygen.
- She was a member of the Indian pre-Everest MT. Kamet expedition.
- She was a member of Indo- Japanese Kanchenjunga expedition. Also the member of the Indo-Taiwanese Saser Kangri-I expedition.
- She was also the member of Indo-Nepalese Women's Expedition. She was awarded 'Padma Shri' award by the Indian Government in 2000.

**FIRST Woman In The World To Climb Mount Everest Twice**

**SANTOSH YADAV**

- Was an inspector with the indo-Tibetan police force (ITPF)
- Resigned from her post to climb mount Everest
- 1st climbed the peak in May 1992 & then did it again in May 1993.
- 1st woman to climb Mt Everest from Kangshung Face
- Awarded the Padma Shri in 2000

MEMBER OF THE 9 NATION INTERNATIONAL CLIMBING CAMP-CUM-EXPEDITION TO MOUNT NUN-KU

Member of the Indian Pre-n Everest Mt. Kamet Expedition

Santosh Yadav was also awarded the National Adventure Award in 1989

Member of the Indo-Japanese Kanchenjunga Expedition

Santosh Yadav after proving her endurance at training climbed Everest for the first time in May 1992 and for the second time in May 1993 as a member of the Indo-Nepalese expedition and claimed the title of the only woman to scale Everest twice

Due to her outstanding achievements she was awarded the Padma Shri in 2000

## THE HAPPY PRINCE

Taking the theme 'Love and Sacrifice' from the story 'The Happy Prince', the students of Grade 9 were divided in 4 groups and were asked prepare a video on the role of frontline warriors who have been the face of sacrifice and humanity to save their fellow beings. The video was accompanied by their reflection and opinion through voice overs. The students' creative and collaborative effort resulted in a successful completion of the assignment as well as imbibing good values and a huge respect to the frontline warriors.

BY,  
Anushka  
Saathvik  
Vipul  
Kritika  
Neha  
Dede

SAHITARY WORKER

POLICE OFFICER

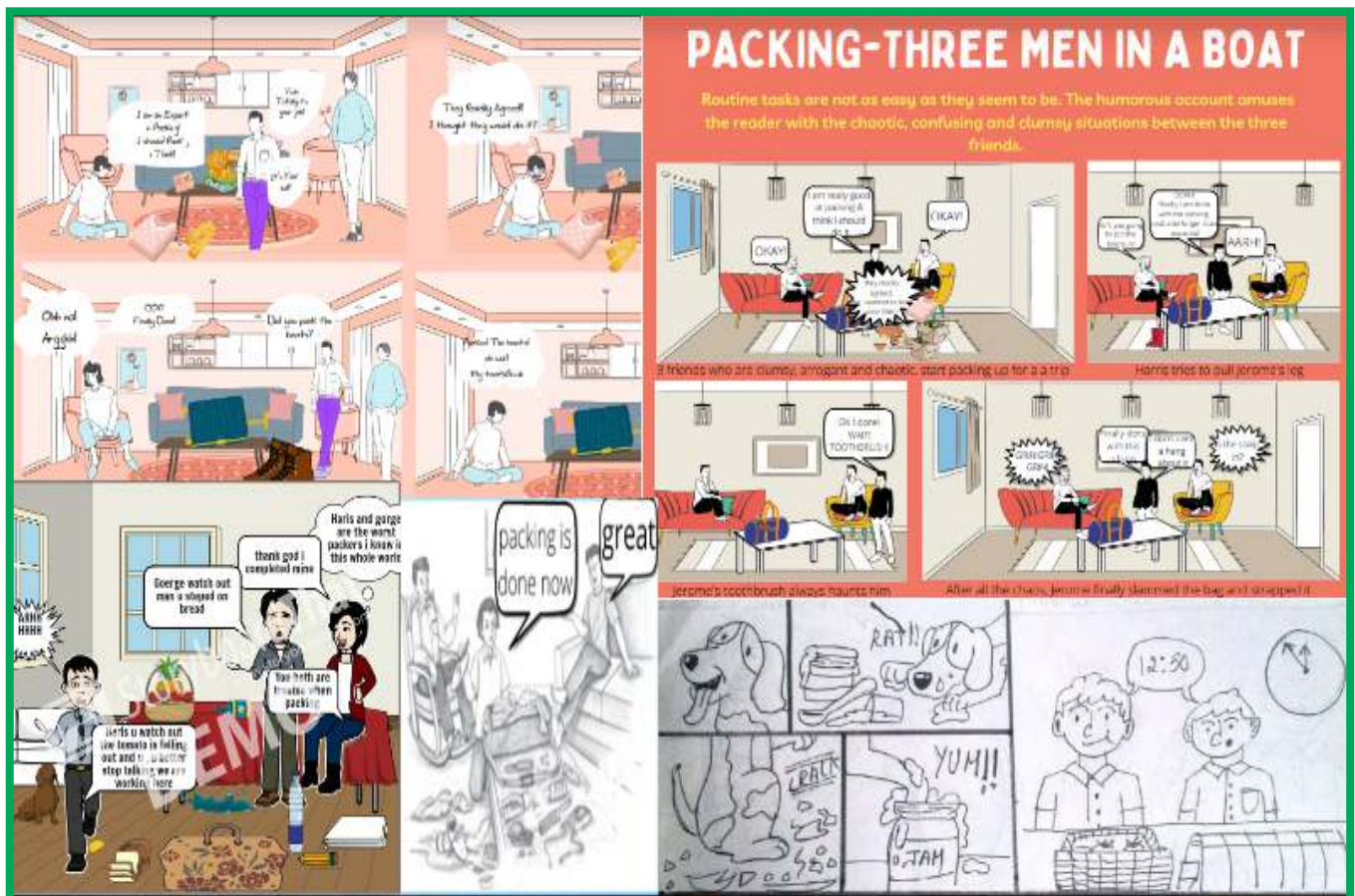
DOCTOR





# PACKING

Students of Grade 9 created a comic strip on the lesson PACKING by Jerome K Jerome as part of their portfolio activity. This activity was done to check the understanding of the lesson. It was evident from their submissions that students grasped the key concept of the lesson through their stunning creativity.





## DIVE DEEP - TELUGU ACTIVITY

The elderly population in India is increasing and so is the number of people in old age homes. Many of them are deciding to live in old age homes rather than with their children. To sensitize the students about the problems of the elder generation, the students of grade 9 were asked to research on the possible causes of the same.

**ముఖా-ముఖి**

*The Elderly population in India is continuously increasing simultaneously. The number of people in old age homes is increasing at an alarming rate and also most of the parents are now deciding to live in old age homes rather than living with their children. Students of grade IX Invested their time and effort by interviewing and finding the possible reasons for the same!*

## PROBABILITY ACTIVITY

The students of grade 9 were asked to present the relation between theoretical probability and experimental probability through a Powerpoint presentation.

### Relation of Theoretical & Experimental Probability!

THEORETICAL PROBABILITY	EXPERIMENTAL PROBABILITY
1. Theoretical probability is the theory behind probability.	1. The experimental probability is also known as empirical probability.
2. To find the probability of an event using theoretical probability, it is not required to conduct an experiment.	2. It is an approach that relies upon actual experiments and adequate recordings of the occurrence of certain events.
3. The theoretical probability is defined as the ratio of the number of favourable outcomes to the number of possible outcomes.	3. The experimental Probability is defined as the ratio of the number of times that event occurs to the total number of trials.
<b>Probability of Event P(E) = No. of Favourable outcomes/ No. of Possible outcomes.</b>	<b>Probability of Event P(E) = No. of times that event occurs/ Total number of trials.</b>



### Example of Theoretical Probability!

Find the probability of rolling a 5 on a fair die.

**Solution:**

To find the probability of getting 5 while rolling a die, an experiment is not needed. We know that there are 6 possible outcomes when rolling a die. They are 1, 2, 3, 4, 5, 6.

Therefore, the probability is,

Probability of Event  $P(E) = \frac{\text{No. of Favourable outcomes}}{\text{No. of Possible outcomes}}$ .

$$P(E) = 1/6.$$

Hence, the probability of getting 5 while rolling a fair die is 1/6.

### Example of Experimental Probability!

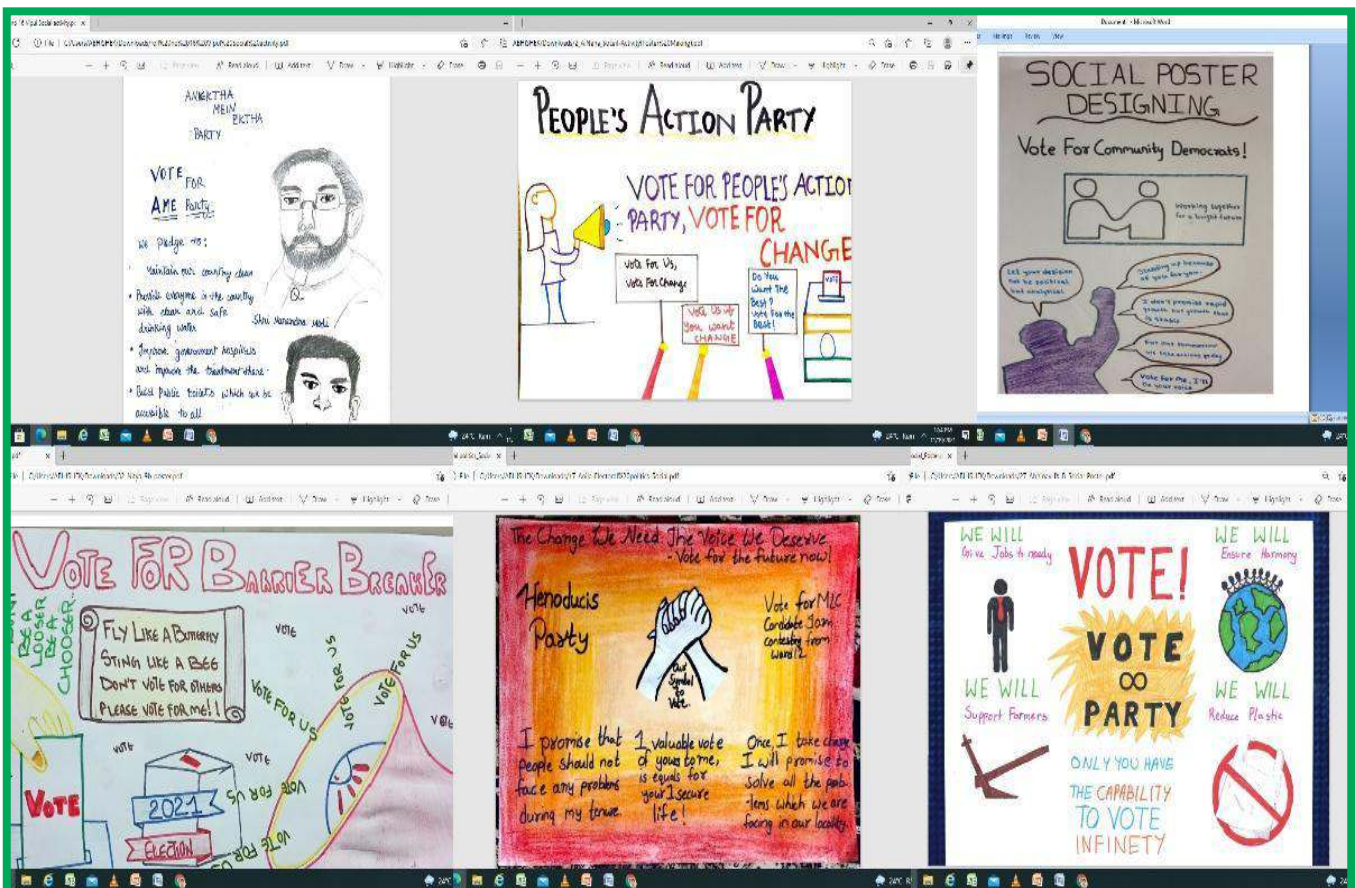
Find the reasonable estimate of the probability that while ordering a pizza, the next order will not be of a pepperoni topping.

Pizza Toppings	Number of orders
Mushrooms	4
Pepperoni	5
Cheese	7
Black Olives	4

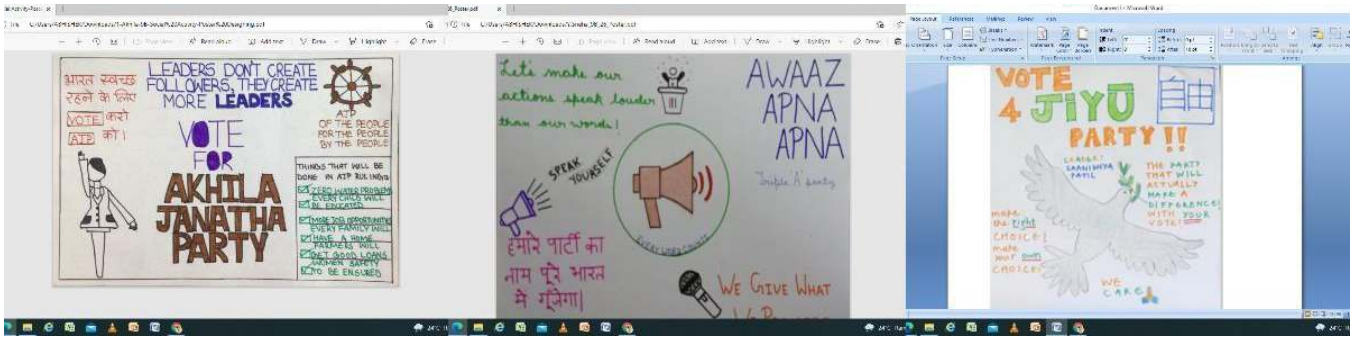
Based on this data, the reasonable estimate of the probability that the next type of toppings that would get ordered is not a pepperoni will be  $15/20 = 3/4 = 75\%$

## ELECTION POSTER

After learning about the process of the elections in India, the students of grade 9 were asked to imagine themselves as a party functionary. They were asked to make a poster to mobilise support for their party. This activity was a part of the Art integration programme as outlined by CBSE. The students made impactful and creative posters which highlighted the issues which need to be tackled by the present political parties.





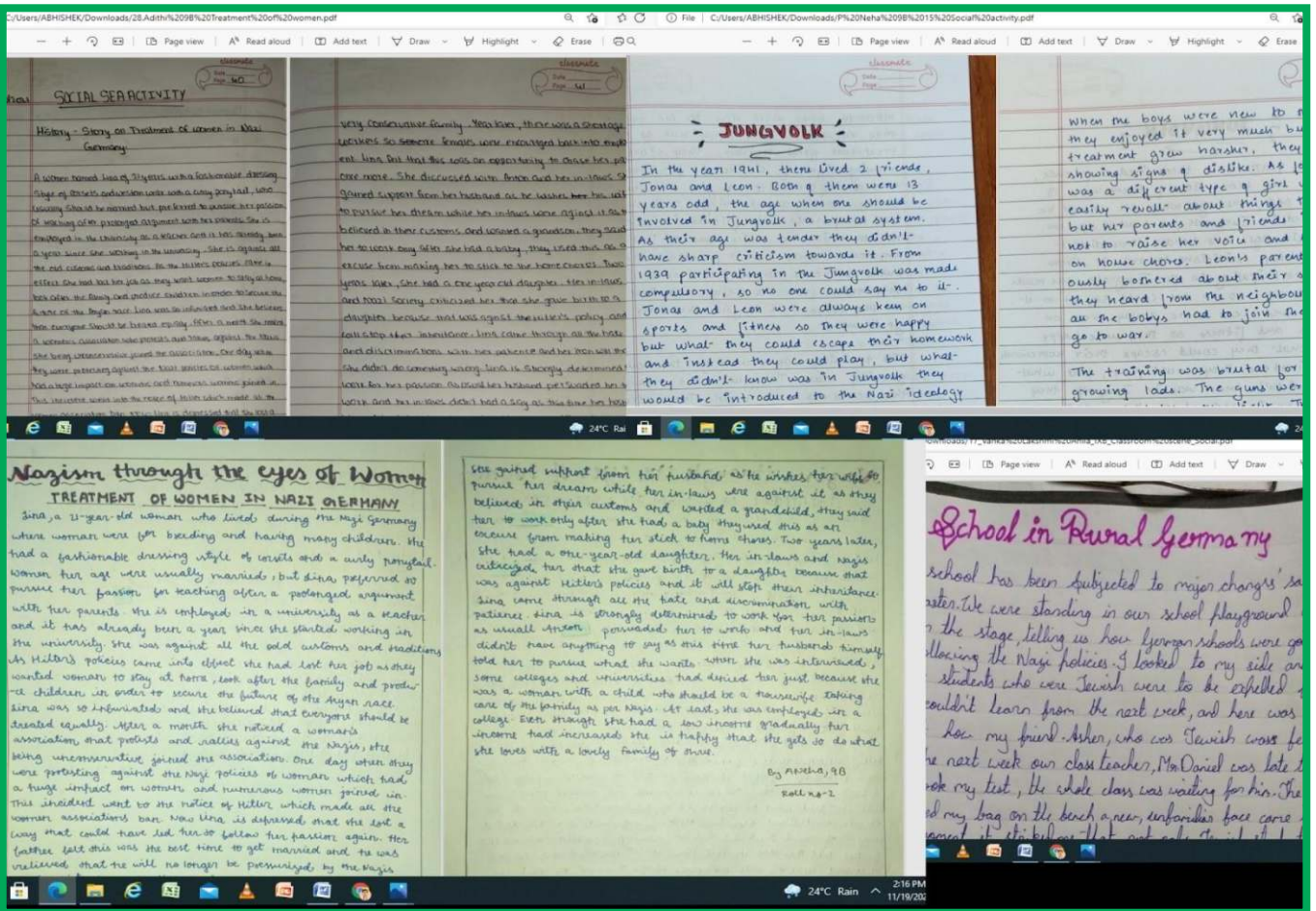


## STORY WRITING ON NAZISM

The students of Grade 9 were taught about the changes that were brought about in Nazi Germany following the rise of Adolf Hitler. They were divided into three groups wherein they had to imagine themselves as citizens of Nazi Germany and write creative story on the assigned topics.

- a. Scene from Jungvolk
- b. A classroom scene in a German school
- c. Treatment of women in Nazi Germany

Once they had completed their research, they were able to construct a compelling narrative that made sense of the evidence they had gathered.



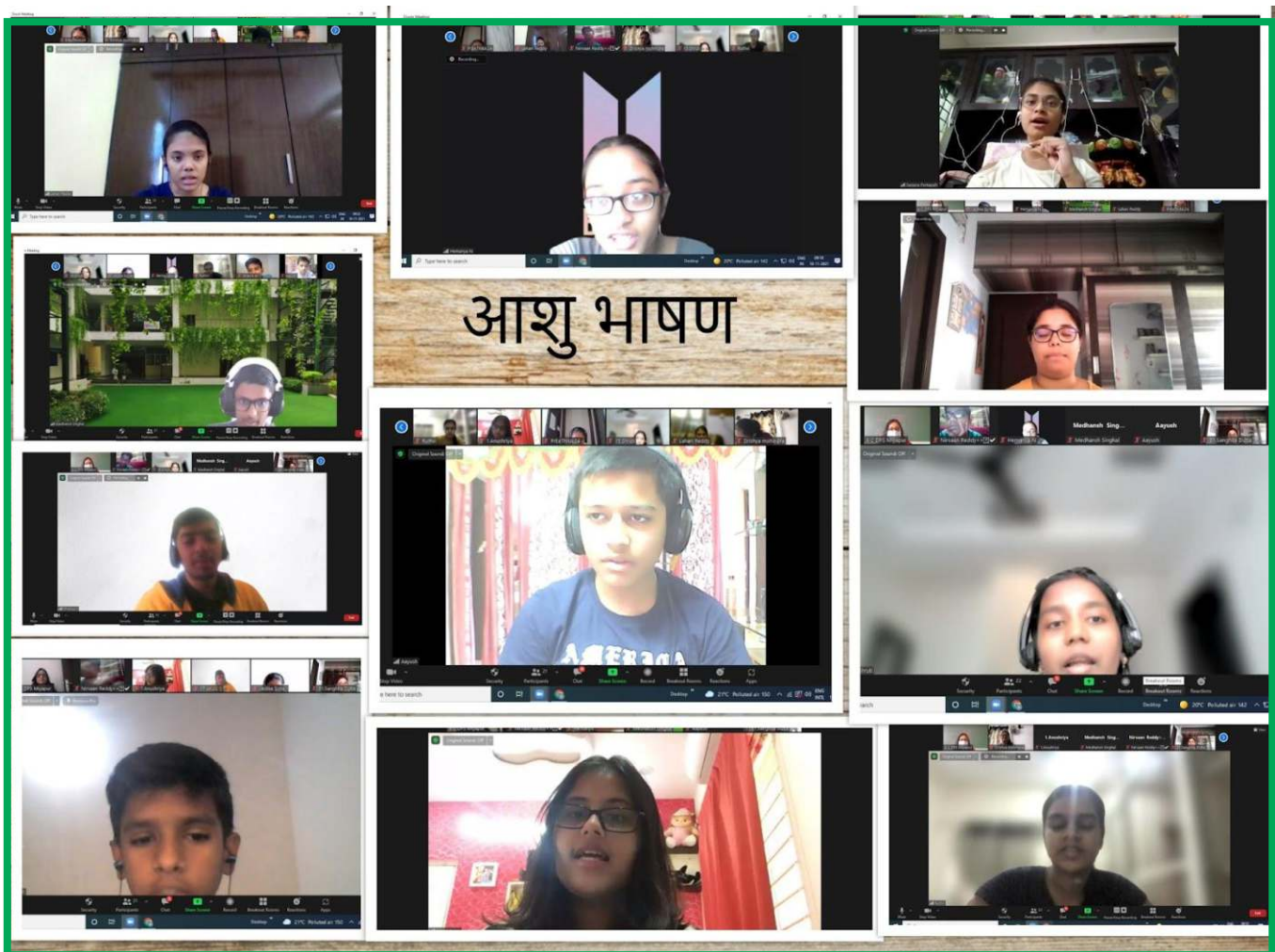
## HINDI SPEAKING ACTIVITY ON DHARM KI AADH

The students of Grade 9 were taught a lesson in Hindi wherein the relationship between society and religion was explained.

They were assigned the job of giving a speech on topics related to religion. The topics were:

1. Dharm ka arth
2. Dharm ki avashykta
3. Dharm ka badalta svaroop
4. Sampradaikta par aapke vichar aur sujhav
5. Bhavishya ka Bharat

They were given 2 mins to express their views on the topics.



## BREAKFAST WITH BUDDIES

Breakfast with friends and family is always an enjoyable event. Having a meal with our close ones reduces stress. Though the present virtual scenario has made it a bit a little bit difficult for us to go out and socialize, we the students of DPS still enjoy breakfast with our buddies every friday. Good food in the company of good friends make Fridays fun days for us.



### BREAKFAST WITH BUDDIES

Menu for 22.10.2021

**RAGI PORRIDGE with FRUITS**

**BANANA MILKSHAKE**



### 100% SAVANA

**MENU**

Delicious Dosa Savanas with 2 different fillings

- Corn and mushroom with some cheese (optional)
- Mozzarella potato
- White hot or cold cookie
- Cream milk or shake

**20<sup>th</sup> October, 2021**

**METHOD:** Make 2-3 thin layers of dosa fill the stuffing in 2 of them close it and give a square or a triangle shape, can also add grated Cheddar or Mozzarella cheese.

**Cookie/Cream Milk/ Shake**  
Take hot milk add crushed cookies stir it. In a blender add cookies, ice cubes, milk and blend. You can also decorate it with some Chocolate syrup or cream.

**ENJOY!!**

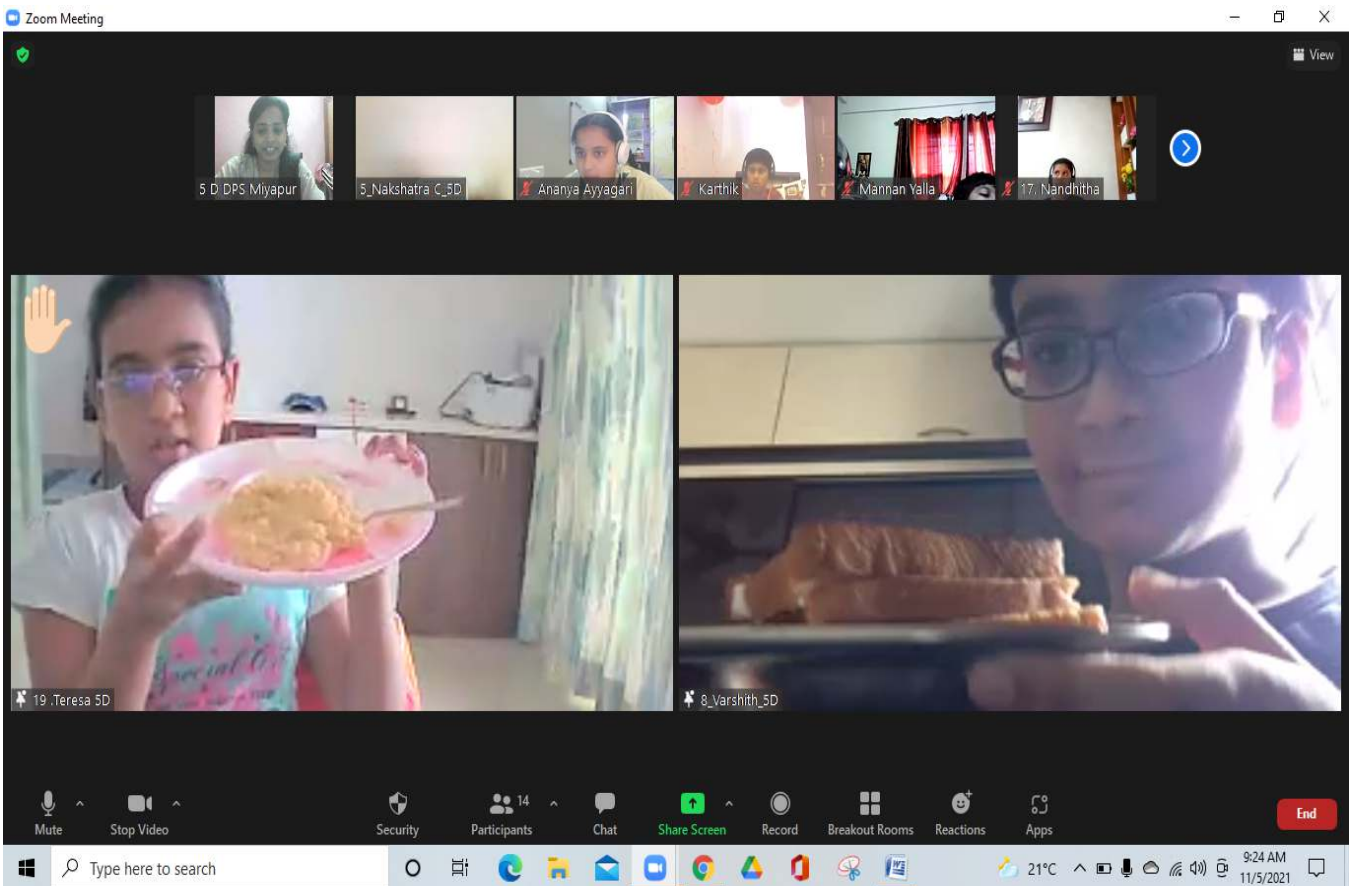


### BREAKFAST WITH BUDDIES 5/11/21

Oatmeal & a glass of apple juice











“With this ends another action packed month at DPS, Miyapur. Fun filled activities, nerve racking competitions and a lot of learning is what comprised our online sessions. We sincerely hope you liked this edition of DipsBuzz and hope to keep our readers entertained with everything that comes up at DPS.”

# **The Editorial Team**

The Members of Literary Club, DPS Miyapur



**SANGHITA  
DUTTA**



**DHAIRYA  
PURSWANI**



**RAVVA  
SRINITYA**



**SHYLAVI  
GARIKAPATI**



**PRANEEL  
SADANGI**



**MANVITHA  
PANDILLA PALLI**



**YASHANSHI  
MISHRA**



**ABHIGNA  
RAMAVAJHALA**



**SAMARDH  
CHENNURU**

UNIT OUR NEXT ISSUE, STAY SAFE, STAY HAPPY AND STAY HEALTHY !