



DELHI PUBLIC SCHOOL, Miyapu

DIPS-BUZZ

VOLUME. 6 ISSUE. 3

Page -1

Dear Parent,

*"And when it rains on your parade, look up rather than down.
Without the rain, there would be no rainbow."*

– Gilbert K Chesterton

The month of August is the prime month of the Indian monsoon season. When everything outside looks gloomy, the streets are left empty and we are confined to the four walls of our house, remember to take in the smell of the air after rain, remember to listen to the sound of rain against your window pane. Maybe then you will notice a ray of light in your dungeon of darkness.

STAR of DPS Miyapur

AAHAN GHOSH of UKG A has been awarded By INDIA BOOK OF RECORDS for reciting the CAPITAL OF ALL THE 28 INDIAN STATES IN 41 SECONDS at the age of 5 years 2 months.



DELHI PUBLIC SCHOOL, Miyapur



Congratulations!

AAHAN GHOSH of UKG - A
has been awarded By

INDIA BOOK OF RECORDS

for reciting the CAPITAL OF ALL THE 28 INDIAN STATES
IN 41 SECONDS at the age of 5 years 2 months.





DELHI PUBLIC SCHOOL MIYAPUR

CONGRATULATIONS
WE ARE PROUD OF YOU!
CLASS OF 2021

Excellent performance

by students at AISSCE - CLASS-X (2020-21)

RESULT ANALYSIS OF AISSCE CLASS-X (2020 - 2021)

TOTAL NO OF STUDENTS APPEARED	:	31
TOTAL NO OF STUDENTS PASSED	:	31
PASS PERCENTAGE	:	100%
Average Agg %	:	85.08%

11 out of
31 students
secured above

90%

27 out of
31 students
secured above

**secured
distinction**

SCHOOL TOPPERS

Mathematics **99**
Science **99**
Social **99**



SAMADRITA BHATTACHARYA

98.4%

H.T.NO - 20216469



99 Social
99 Sanskrit

AAKANKSHA AVADHUT KULKARNI

98%

H.T.NO - 20216463



SUBJECT WISE
NO OF STUDENTS SECURED ABOVE 90%


SUBJECT	NO OF STUDENTS SECURED > 90%
ENGLISH	18
II - Language	13
MATHEMATICS	14
SCIENCE	10
SOCIAL SCIENCE	14

11 out of 31 students secured
above 90%

H.T. NUMBER	NAME OF THE STUDENT	TOTAL MARKS	% OF MARKS
20216469	SAMADRITA BHATTACHARYA	492	98.4
20216463	AAKANKSHA AVADHUT KULKARNI	490	98
20216483	B AKKSHITA	471	94.2
20216481	VISWAJA KANDIMALLA	470	94
20216471	VEDANT TEJAS	469	93.8
20216489	VADALI YAVANASH SARMA	466	93.2
20216467	A. SRI RAMA SAI RAJENDRA ABHINAV	463	92.6
20216465	ARREPU ANIRUDH	462	92.4
20216475	C. KETHAN NAGA DATTA SAI REDDY	457	91.4
20216479	KOLIPAKA AKSHARA	454	90.8
20216488	SNIGDHA DEY	454	90.8



Investiture Ceremony



*"If your actions inspire others to dream more,
learn more, do more and become more,
you are a leader."
- John Quincy Adams*



Investiture ceremony, an event which inducts our young leaders into their posts took place on the 17th of July with great vigour. Like last year, this year's event too was a virtual one but that didn't stop us from having a joyous ceremony.

The ceremony started with the lighting of the virtual lamp and a prayer song. Any event at DPS Miyapur is incomplete without the wise words of our head, Ms. Gowri Sarkar, who never fails to encourage us to dream big and aim high. The ceremony also included a melodious song by our choir and a beautiful dance number by our troupe of dancers. Then, the induction ceremony began, where the students were handed over their badges and sashes by their parents, who proudly presented them to their wards. Our Chief Guest for the ceremony, Ms. Shilpa Thapa, a profound taekwondoist who has represented and won medals for our country at the 13th South Asian Games in Kathmandu, is truly an inspiration. Her resounding words have definitely been etched forever in the hearts of our young leaders.


The new leaders swore to fulfil their responsibilities to the best of their abilities and to uphold the school motto "Service before Self" by taking an oath.

Our head girl, Sristi Pramanik addressed the audience with her kind words, followed by our Head boy Diyaansh Kantareddy, who delivered the vote of thanks.

Once again proving that our current situation cannot come in between us, we wished our leaders all the very best for their new endeavours and the ceremony ended with the national anthem.









Independence Day

*“Freedom is never dear at any price.
It is the breath of life”*



15 August 1947 was the most joyous and blissful day in the history of India, when the soul of every Indian was soaked with the fragrance of freedom. Being the 75th Independence Day, the special occasion was celebrated with fervor and enthusiasm in DPS Miyapur.

A virtual special assembly was presented by the students of grade 2. The event commenced with the welcome address of Ms. Gowri Srakar- Head DPS-Miyapur wherein she welcomed the chief guest Mr. Srinivasa Alluri, Founder and President of a global charity Manavata, and briefed the audience about the IDS project under the aegis of British council, which is being executed by our students in the present academic year.

The briefing up of national and international news by our young reporters was followed by a patriotic song which mesmerised the audience.

The colourful presentation on various types of flags and their significance in one's country was informative and interesting. The young presenters of grade 2 reiterated the fact that freedom is extremely precious and we will always stay indebted to those sung and unsung heroes who had laid their lives in the fight for this independence.

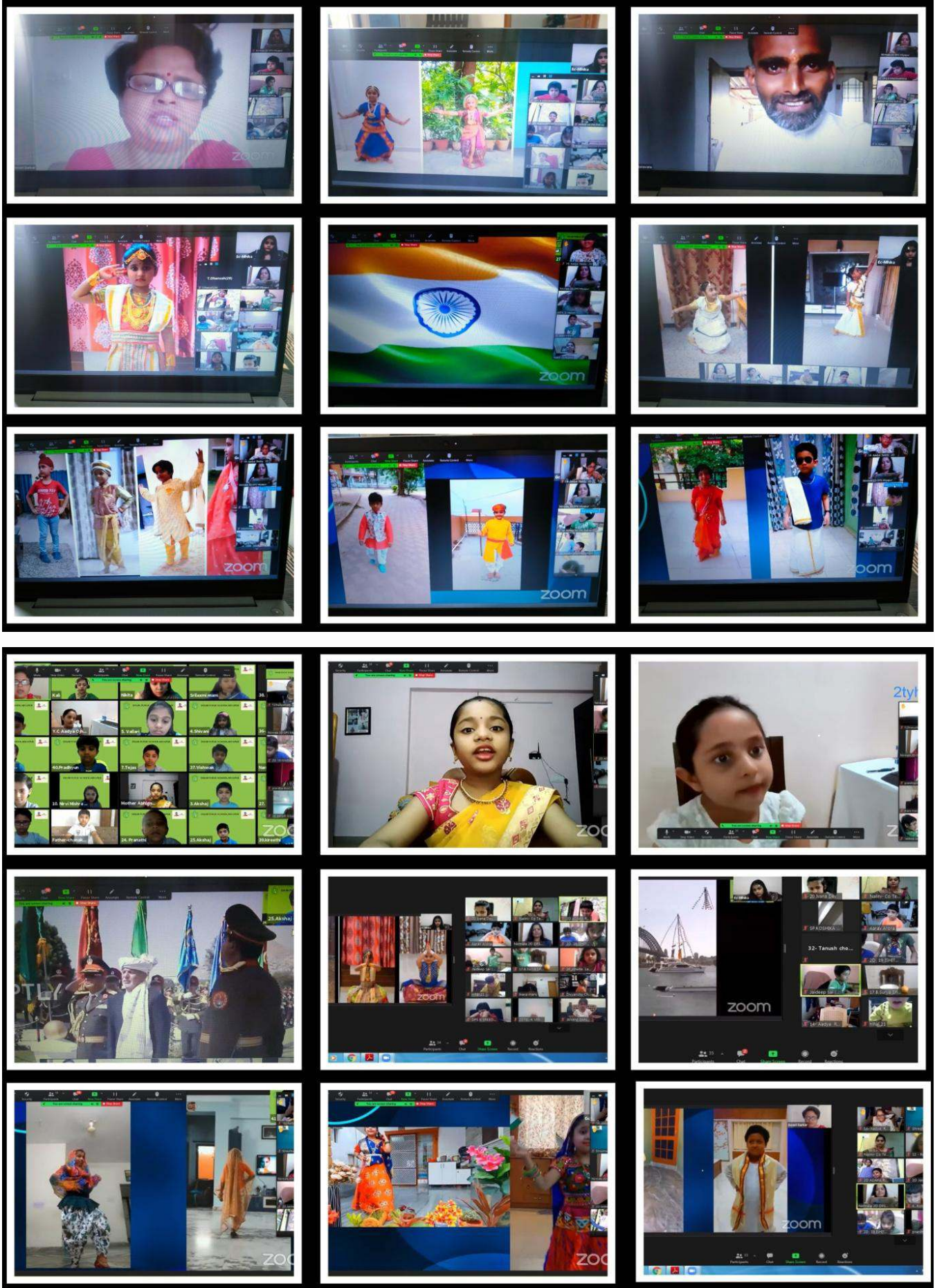
Aligning with the philosophy of VasudhaivaKutumbakam, the students not only talked about the celebrations on Independence day in our country but also enlightened the audience about the festivities and the celebrations that mark the Independence day of various other countries like France, Mexico, Australia and Afghanistan.

The grandeur and the expanse of Indian culture was showcased through an amalgamation of various dance forms by the young and agile dancers. A virtual ramp- walk of the young models wearing colourful and eye-catching costumes from various states of India was a visual delight.

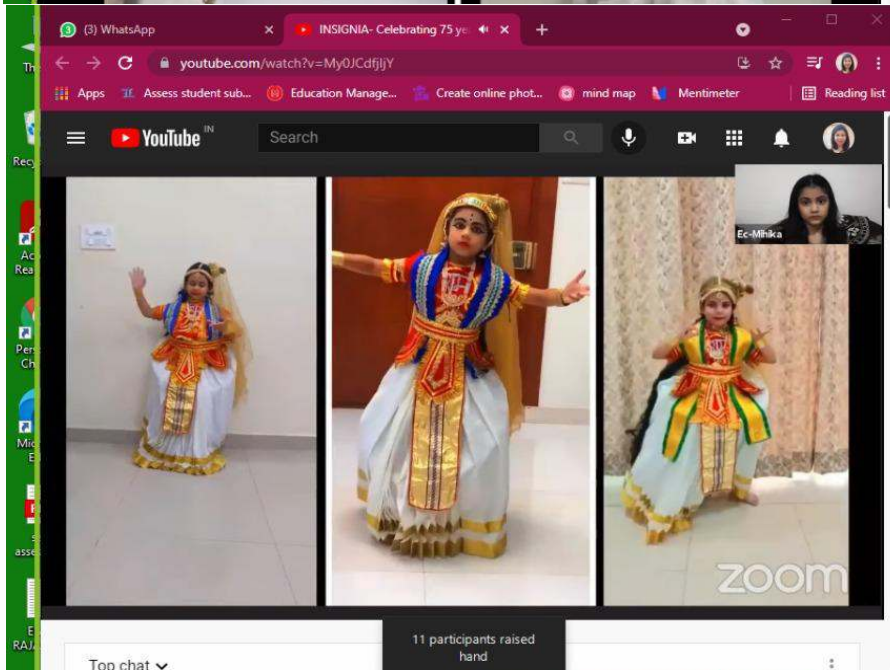
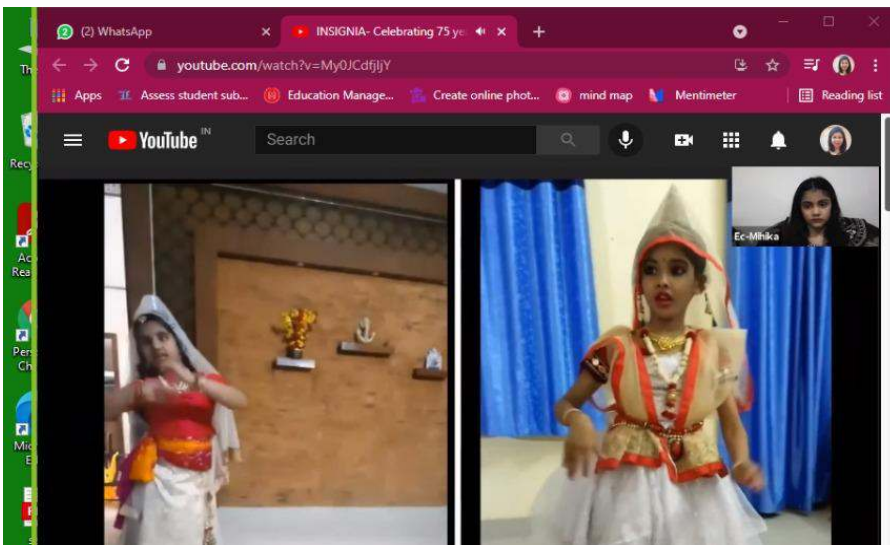
Last but not the least the inspiring and thought proving words of our chief guest Mr. Srinivasa Alluri where he talked about the importance self-reliant, self-respect and hard work were appreciated by all the stake holders. Addressing the pertinent issues of present scenario, he urged the students to limit their screen time and advised them to indulge in physical activities, thereby stressing the importance of staying healthy.

A heart-warming Vote of thanks and our national anthem which always makes adrenaline rush in one's body marked the end of an enchanting assembly.




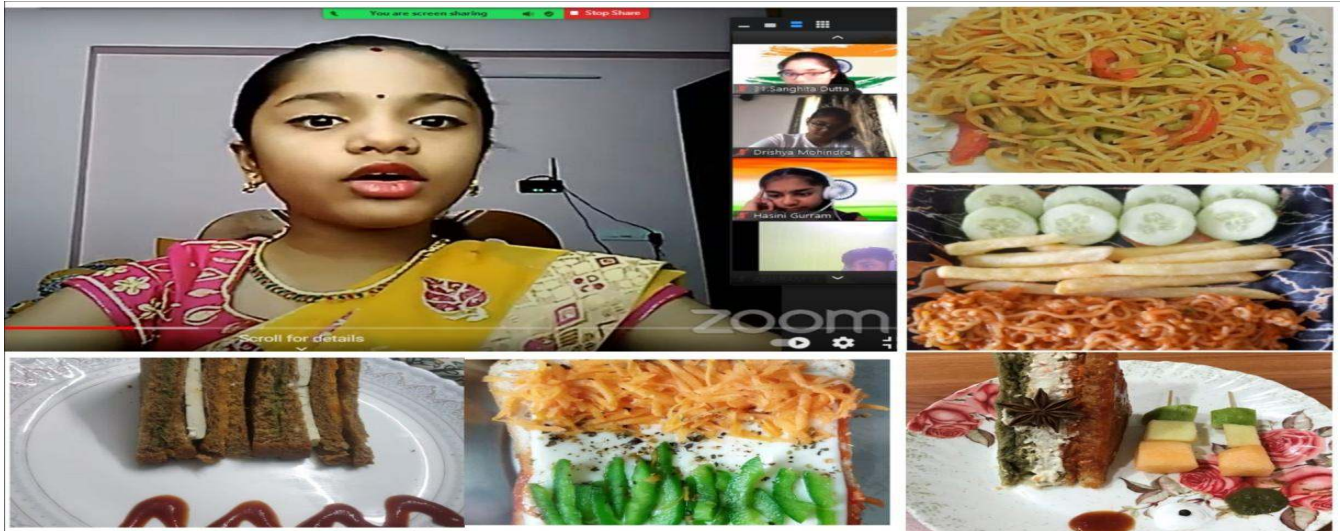












Special Activities done to celebrate this day:

Pre-Primary

The students of Pre-primary classes had a fun time session of drawing and painting, using the tri-colours to express their love for the nation. They used tri-colour to showcase different things like flag with handprint, tri-colour cap, smoke trail left by the air force pilots





Grade - VII HTML(Hyper text Markup Language) is a simple text formatting language to create hypertext documents. Grade 7 children are learning HTML as a part of their curriculum. They designed a simple web page on the theme - INDEPENDENCE DAY.



Grade - VIII Grade 8F students emerged with the creative idea of giving a theme with Rubik's Cube. Since they were already in a festive mood with themed clothes and themed food, they wanted to make more out of it. They arranged the colours in the cube according to the three colours of the Indian flag. Some have even put the blue cube in the middle which signified the blue chakra of the Indian flag. Yes, it was indeed a splendid celebration. FOOD-CLOTHING-CUBE all became one with the tri-coloured banner. That's what happens when intelligence meets creativity.





Art Department

Grade - I

Art improves the emotional balance of kids and helps them become team players. Art education helps improve decision making, boosts self confidence and makes children more self-assured, as they learn about what appeals to them, and directly influence how their final product will look.

This year the Art department at DPS Miyapur has come up with different themes to be taught in classes, a lot of which is based on Indian Art forms from different parts of our country.



Grade - II

Dabbling is a technique used to dab color or paint on surfaces using a sponge, cotton, leaves, earbuds etc. Dabbling adds texture to a painting. In the pictures below, the students of Grade 2 have used ear buds, leaves and even silver foil to make different kinds of textured trees.



Grade - III Warli Art

Warli painting is a form of tribal art, mainly done by the indigenous people of the North Sahyadri Range in Maharashtra, India. This range encompasses cities such as Dahanu, Talasari, Jawhar, Palghar, Mokhada, and Vikramgad of Palghar district. In order to learn about Indian Art History and enhance our drawing skills, the students Grade 3 learnt about this beautiful Folk Art of our country.



Sai Sagar 3J



Aharva 3J



K. Nikhil 3F



Rehaa 3G



Raeesa 3J



Sricharan 3F



Rushitha 3F




Mohana Priya 3G




Topic : Paper Collage

Paper collage is a technique of an art production where the artwork is created using an assemblage of different forms and shapes with torn paper. These forms and shapes eventually create a whole image. We can use colours to paint it. Here we have done Fruits and vegetables collage Art, using torn paper, glue and poster colour.






Grade - IV




Grade - V Madhubani paintings

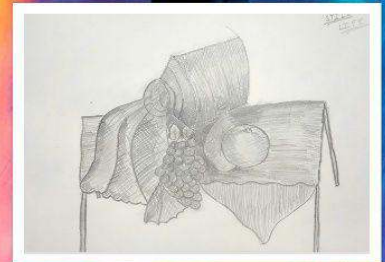





Madhubani is said to be one of the most famous art forms of the Indian subcontinent which originated in Mithila, a proposed state in India. This painting often has characteristics like complex geometrical patterns and bright colours obtained from natural pigments. The students of Grade 5 have tried to integrate the same thing into their artwork by painting figures with these characteristics.




Grade - VI



Akshita.Pentapalli
roll no 1 6c





Grade - VII



Vanshika 7D



Shreyasi 7B



Aashrita 7F



Tejas 7F



Geethika 7F



Tejas 7F

SHOT ON REDMI NOTES PRO
MI DUAL CAMERA



Grade - IX



Inter House Competitions



"Art has the role in education of helping children become like themselves instead of more like everyone else."

– Sydney Gurewitz Clemens

LKG Colour Dabble Competition



"Every child is an artist."

– Picasso

The LKG students participated in a colour dabble competition.' Each student was given to take 3 objects such as cotton, earbuds etc. and told to dip them into paint and create a masterpiece. There had been a few practice sessions before this so that the children understand the instructions given on the final day of the competition.



The winners are:

LKG - A

S. No.	NAME OF THE STUDENT	HOUSE	POSITION
1.	SUJITH KRISHNA SINGITAM	PRITHVI	FIRST
2.	SHRESTA SAMAL	JAL	SECOND
3.	SREE CHANDANA BOGI	AGNI	THIRD

LKG - B

S. No.	NAME OF THE STUDENT	HOUSE	POSITION
1.	SHREYAS VIHAAN PARANAM	PRITHVI	FIRST
2.	IRSHITA KAMBHAMMETTU	JAL	SECOND
3.	MAHIRA GUPTA	AGNI	THIRD

LKG - B

S. No.	NAME OF THE STUDENT	HOUSE	POSITION
1.	SREE VIBHAVARI KANAKAGIRI	PRITHVI	FIRST
2.	DHAARA JIGNESH SONEJI	PRITHVI	SECOND
3.	PARVI GAUTAM	JAL	THIRD





UKG Vegetable Printing

The Vegetable Printing Contest was organized for UKG pupils in order to bring out the creativity in the young yet dazzling buds of the pre-primary. The event started online at 10:15 a.m., and lasted for one hour. The main objective was to paint a T-shirt in various designs and colors. The art book contained a pre-drawn T-shirt outline, and they were instructed to color the T-shirt using only vegetables dabbed in paint. Cut pieces of lady's finger, carrot, potato, capsicum, cauliflower, and cabbage were among the veggies utilized.

The goal of the challenge was to teach participants how to choose the perfect colors and patterns to make the t-shirt look its finest by applying the proper amount of pressure while dabbing the paint applied veggie on the garment.

The participants put their hearts and minds into colouring and designing the T-shirt. At the end of the session, photographs of all of the participants holding their vegetable-printed T-shirts were taken. The students had a great time and were pleased to see the result of their creativity and hard work.

The winners are:

UKG - A

S. No.	NAME OF THE STUDENT	HOUSE	POSITION
1.	JYANSHI SINGAVRUKSHAM	JAL	FIRST
2.	SAKET KRISHNA BUKTE	PRITHVI	SECOND
3.	SHAHIRA SINGHA ROY	PRITHVI	SECOND
4.	SRIYAN KRISHNA RAVINUTHALA	JAL	THIRD
5.	AISHA JAMMULA	AGNI	THIRD
6.	DUHITA ANUMUKONDA	AGNI	FOURTH

UKG - B

S. No.	NAME OF THE STUDENT	HOUSE	POSITION
1.	HAASINI KANTAMANI	AAKASH	FIRST
2.	GNANAVI ANANYA NELAM	AAKASH	SECOND
3.	RIDHARV PASWAN	AAKASH	SECOND
4.	BHAVANA SREE TALLAPANENI	JAL	SECOND
5.	PURVIKHA RUDRA	AAKASH	THIRD
6.	MANVITHA BURRA	PRITHVI	FOURTH



UKG - C

S. No.	NAME OF THE STUDENT	HOUSE	POSITION
1	RUDRANSH PALLE	AGNI	FIRST
2	SAARANSH SINGH	AGNI	FIRST
3	RITHIN KRISHN MANIKYAM	PRITHVI	SECOND
4	SAMYUTHA GANDHAM	PRITHVI	SECOND
5	ANJANEYA ARYA ARUNA SRIKAR MULUKUTLA	AGNI	THIRD
6	RUHIKA DAGGU	AGNI	THIRD
7	TRISHNA SAI LAKSHIKA SRIRAMDAS	AGNI	FOURTH





Grade - I Shloka Recital Competition

Shlokas are the root of our Hindu culture. The immense peace experienced during the chanting is inexplicable. The vibration spread brings purity and serenity to the environment all around.

In order to help children, understand the importance of shlokas, shloka competition was held for Grade-1 students on 20th July 2021.

The students actively participated in the competition by chanting shlokas with utmost sincerity. They displayed great confidence as they chanted difficult shlokas with ease.

Objective:

As traditions are the way of living and have tremendous values behind it. Helping kids connect back to our roots through shlokas is such a thoughtful vision.

Learning Outcome:

To make students understand the importance of our Hindu culture. Chanting Slokas help improve concentration and memory. Shlokas are in Sanskrit which is the mother of all languages and hence recitation may help children learn other languages well. The students were judged on the basis of pronunciation, rhythm, fluency, and overall presentation.

The winners are:

Grade - I

CLASS / SEC	NAME OF THE STUDENT	HOUSE	POSITION
I - A	DHIIAVANSH MANDADAPU	JAL	FIRST
I - A	ADHVAITH VIHAAN YANAMANDR	AAKASH	SECOND
I - A	AARADHYA VADDE	AAKASH	THIRD
I - A	LAKSHANYA SIRIGIRI	AGNI	THIRD
I - B	ETAGOWNI LAKSHMI VINEEKSHA	JAL	FIRST
I - B	PRANAVI KOMMU	JAL	SECOND
I - B	ANANYA GURUDEV TIWARI	PRITHVI	THIRD
I - B	VIDWAN YAGALLA	PRITHVI	THIRD
I - C	NAYANMANI MANJARI	AAKASH	FIRST
I - C	MAHASWETHA BALAGANESAN	AAKASH	SECOND
I - C	EESHANI HANUMANTHU	PRITHVI	THIRD
I - C	VUDVITHA DEVABHATHUNI	AGNI	THIRD
I - D	T SHLOKA	JAL	FIRST
I - D	JAVVAJI HEMA PRASHVITHA	PRITHVI	SECOND
I - D	PARIKSHIT GAUR	JAL	THIRD



CLASS / SEC	NAME OF THE STUDENT	HOUSE	POSITION
I - E	ANAV GUPT	AAKASH	FIRST
I - E	AYUSHMAN PRADHAN	JAL	SECOND
I - E	HARUHI SULAKE	AAKASH	THIRD
I - E	JAASRITHA SATTI	AAKASH	THIRD
I - F	MAYANK PATRA	AAKASH	FIRST
I - F	PRATYAY NEEL	JAL	FIRST
I - F	SARTHAK SATISH DESHPANDE	AGNI	SECOND
I - F	MAIRA GULZAR	JALS	ECOND
I - F	SHRIHAAN REDDY KONDA	AAKSH	THIRD
I - F	NAGA VENKATA MANISH POLEPALLI	AGNI	THIRD
I - G	VIYANA KSHITIJ AMBADE	PRITHVI	FIRST
I - G	JIANA KIRAN K	PRITHVI	SECOND
I - G	MOHIT KADARLA	AGNI	THIRD
I - H	SAI ATHARV KANDULA	JAL	FIRST
I - H	HIYA BHADURY	PRITHVI	SECOND
I - H	ANJALI RAVI	PRITHVI	THIRD
I - H	MAHADYUTH APPAVU	PRITHVI	THIRD
I - I	TANVI MUKIRI	AAKASH	FIRST
I - I	ARUSH AGRAWAL	AGNI	SECOND
I - I	B S PARNIKA	JAL	THIRD
I - I	SUPALI MUDULI	PRITHVI	THIRD
I - J	AMRUTHA KOMMURI	JAL	FIRST
I - J	SAMRIDDHI BHATTACHARYA	AAKASH	SECOND
I - J	TANUSH PIYUSH JOSHI	JAL	THIRD

Grade -1 Shloka Recitation



Grade - II **Cooking without fire**

The purpose of the competition was to encourage students to explore their hidden talents and to show case their cooking skills. 36 students from each class from Sections A to I participated. The students put in a lot of efforts for this program. This event was monitored by the class teachers and co-teachers. The parents too supported their wards by providing appropriate ingredients and guidance.

In addition to making their recipe that met the requirements, students thoroughly enjoyed by participating in the competition which was a Virtual event in the midst of a pandemic.

Each recipe was judged on the following parameters: Innovation, Creativity, Description of the recipe and overall presentation.

By engaging in this competition, students gained presentation skills, confidence and an opportunity to show case their culinary skills. Overall, it was a great learning experience for the students.

The winners are:

Grade - II

CLASS / SEC	NAME OF THE STUDENT	HOUSE	POSITION
2A	SRI ABHIGNYA KARI	AGNI	FIRST
2A	TRARITI ADUSUMALLI	JAL	FIRST
2A	TUNEER GUPTA	JAL	SECOND
2A	ISHITA MORAMPUDI	AGNI	SECOND
2A	AKSHAJ DHEER	AAKASH	THIRD
2A	AISHI SHRIVASTAVA	PRITHVI	THIRD
2A	AASRITHA DEVI DEVARABHOTLA	JAL	THIRD
2B	SRI YODHA KATKAM	PRITHVI	FIRST
2B	S NAGA VINAYAKA KIREETHI	PRITHVI	SECOND
2B	ANAIIKA ROY	AAKASH	THIRD
2C	MAMILLA SRI KRISHNA GANDHARV	AGNI	FIRST
2C	TRINAY ADUSUMALLI	PRITHVI	SECOND
2C	JISHNU SAIKARTHIKA BYRA	AGNI	THIRD
2D	DIVYANSHU CHOWDHURY	AAKASH	FIRST
2D	AKSHVEER KAMAR	AGNI	FIRST
2D	CHANAKYA DIRISALA	PRITHVI	FIRST
2D	SP KOSHIKA	PRITHVI	SECOND



CLASS / SEC	NAME OF THE STUDENT	HOUSE	POSITION
2D	TANUSH CHOUDHARY	PRITHVI	SECOND
2D	BONALA SRI RUTHIKA	AGNI	THIRD
2D	MANOOPCHAND RATHOD	AGNI	THIRD
2D	ADAPA RESHWAN SRIKAR	PRITHVI	THIRD
2E	SAMVRITHA SAI DOMMATI	PRITHVI	FIRST
2E	NIHIT GUPTA	JAL	SECOND
2E	AADYA OJHA	PRITHVI	THIRD
2F	HARSHITH MUDISETTY	PRITHVI	FIRST
2F	AAROHI DE	AAKASH	SECOND
2F	DAIWIK SHISHODIYA	AGNI	THIRD
2F	SAHASRA VEERA VATTAM	PRITHVI	THIRD
2G	PATNALA JAANVI	AAKASH	FIRST
2G	DIVVYANSHI GUPTA	JAL	FIRST
2G	SAMRIDDHI SAHA	AGNI	SECOND
2G	VEDHA SREE ADIMULAM	PRITHVI	THIRD
2H	RATNADEEP AMMANA	JAL	FIRST
2H	AAYUSH KADLURE	AGNI	SECOND
2H	VARSHITH REDDY GUDETI	AGNI	THIRD
2I	VALLARI GONURU	JAL	FIRST
2I	LAKSHMI AVANTHIKA NANDAGIRI	AGNI	SECOND
2I	ARIHANT JHA	AAKASH	SECOND
2I	BHUMIKA JUPALLI	JAL	THIRD

Grade - II Junior Chef IHC



Grade - III Collage Making Competition

Theme: things found in the garden

The purpose of the competition was to encourage students to explore their hidden talents and to show case their cooking skills. 36 students from each class from Sections A to I participated. The students put in a lot of efforts for this program. This event was monitored by the class teachers and co-teachers. The parents too supported their wards by providing appropriate ingredients and guidance.

In addition to making their recipe that met the requirements, students thoroughly enjoyed by participating in the competition which was a Virtual event in the midst of a pandemic.

Each recipe was judged on the following parameters: Innovation, Creativity, Description of the recipe and overall presentation.

By engaging in this competition, students gained presentation skills, confidence and an opportunity to show case their culinary skills. Overall, it was a great learning experience for the students.

Collage is like a hall of mirrors. Every direction you look, you see something different and visually stimulating."

– Nita Leland



A collage is a visual representation made from an assembly of different forms, materials and sources creating a new whole and art is a vivacious part of the school curriculum.

Collage and art are very important for children in the school period because they help them to develop their reasoning, creativity, imagination and problem-solving skills.

Children of Grade 3 recreated their experiences and masterpieces of Nature Collage and art was integrated. Using the basic materials; glue, paper, leaves – dried and fresh, flower, flower petals, twigs, pebbles, soil etc. from the garden. The little artists showcased their fantastic displays of artwork, and expressed what and how, they made it and were very enthusiastic and proud of it.

The winners are:

Grade - III

CLASS / SEC	NAME OF THE STUDENT	HOUSE	POSITION
III - A	ANANYA MADGULA	AGNI	First
III - A	JARUL VASHISHTH	AAKASH	Second
III - A	AMOLIK GUPTA	AAKASH	Third



CLASS / SEC	NAME OF THE STUDENT	HOUSE	POSITION
III - B	PRITISH PRAMANICK	AGNI	First
III - B	CHATRATHI THEERDHA	PRITHVI	Second
III - B	AARADHY VAISHNAV	JAL	Third
III - C	SAHARSH POOLA	AGNI	First
III - C	SHREYAN SAHOO	AAKASH	Second
III - C	M SAI SRIHAAN REDDY	AAKASH	Third
III - D	AAROHI SHRIVASTAVA	AAKASH	First
III - D	JAHNAVI POLISETTY	AGNI	First
III - D	AAROHI TIRMANWAR	AGNI	Second
III - D	ADITHYA YALAMARTHY	JAL	Third
III - E	NISHITH BOLLU	JAL	First
III - E	BODU KARTHIK	AAKASH	Second
III - E	ISHITA GAURAV YEOLA	AGNI	Third
III - E	VRINDA DUGGINENI	PRITHVI	Third
III - F	SATRAJIT ROY	AGNI	First
III - F	VISHNU NARAHARI	AAKASH	Second
III - F	SRI CHARAN REDDY DEVARAPALLI	JAL	THIRD
III - G	GOPIKA SRINITHI ALLA	JAL	First
III - G	ATHULYA VOTTAPU	AGNI	Second
III - G	AARAV KAPIL	AGNI	Third
III - G	SELWYN KASUKURTHY	AGNI	Third
III - G	SUSHANTH KUMAR DARAPUREDDY	JAL	Third
III - H	P CHAITRA VARDHANA	AAKASH	First
III - H	ATHKURU VENKATA SAI SRI DURGA AASHRITHA	AGNI	Second
III - H	MAURYA RAYALA	AAKASH	Third
III - I	LINGINENI KANISHK	AGNI	First
III - I	ISHITHA MANNE	PRITHVI	Second
III - I	ASMITHA GUNDEPALLI	AGNI	Third
III - I	KHYATHI VARMA GANAPATHIRAJU	PRITHVI	Third
III - J	ANIRUDH	AAKASH	First
III - J	DEEKSHITA MARELLA	AGNI	Second
III - J	NAKSH THAKUR	AGNI	Third



Grade - III Nature Collage Making IHC





Grade - III **JUST A MINUTE**

JUST A MINUTE Game was a fun Toastmasters kind of ESL speaking activity. It was challenging as the child must keep talking continuously without stopping for the entire one minute and without any preparation. It helps the child to develop confidence, this game was a fun addition to the child's fluency, and they loved it.

The winners are:

Grade - III

CLASS / SEC	NAME OF THE STUDENT	HOUSE	POSITION
III - A	ANANYA MADGULA	AGNI	FIRST
III - A	AMOLIK GUPTA	AAKASH	SECOND
III - A	DABBARA YASHIKA VISHNU	JAL	SECOND
III - A	ABHINAV RAGHAVENDRA	PRITHVI	SECOND
III - A	KRITAGYA SINHA	PRITHVI	THIRD
III - A	SWARA SUBODH	JAL	THIRD
III - B	PRITISH PRAMANICK	AGNI	FIRST
III - B	AARADHY VAISHNAV	JAL	SECOND
III - B	NADISH GADHARTHI	PRITHVI	SECOND
III - B	CAMARUSHI CHINMAYEE AADHYA VARMA	JAL	THIRD



CLASS / SEC	NAME OF THE STUDENT	HOUSE	POSITION
III - C	AVISHI BANSAL	JAL	FIRST
III - C	ADYA PATEL	PRITHVI	FIRST
III - C	SHIVAM STANLEY VAZ	JAL	SECOND
III - C	MEHER ISHAN GUDIPATI	JAL	SECOND
III - C	SHREYAN SAHOO	AAKASH	THIRD
III - C	ISHANI	AAKASH	THIRD
III - D	ADITRI DACHEPALLI	PRITHVI	FIRST
III - D	DRITHI SAI VIJJI	PRITHVI	SECOND
III - D	ATHARVA AGARWAL	AAKASH	THIRD
III - E	VARSHINI VEERAMALLY	AAKASH	FIRST
III - E	ADVIKA PRASHANT KUMAR TAWALE	JAL	SECOND
III - E	AKSHAJ BAIRI	JAL	SECOND
III - E	VIHAAN JAIN	PRITHVI	THIRD
III - F	VISHNU NARAHARI	AAKASH	FIRST
III - F	BOGI SIRI CHANDANA	AAKASH	SECOND
III - F	HARSHIT HITENDRA ATHAWALE	AGNI	SECOND
III - F	KARTHIKEYA VADLAGATTU	PRITHVI	THIRD
III - G	ATHARVA SRIVASTAVA	PRITHVI	FIRST
III - G	SUSHANTH KUMAR DARAPUREDDY	JAL	SECOND
III - G	AARUSH MAMIDI	AAKASH	SECOND
III - G	GANAK ASHISH RANGE	AAKASH	THIRD
III - G	PRATEEK REDDY MADADI	AAKASH	THIRD
III - H	HRUSHIDHAR KONE	AAKASH	FIRST
III - H	NAVYA DAVULURI	AGNI	SECOND
III - H	HARIKA GADELA	AAKASH	THIRD
III - I	ACHINTTYA KOMAR SINGH	AAKASH	FIRST
III - I	ANWESHA JOSHI	AAKASH	SECOND
III - I	RAVELLA SAATVIK	PRITHVI	THIRD
III - J	DIVYAANA DAS	JAL	FIRST
III - J	SAI KARTIKEYA VENKATA KOMARINA	AGNI	SECOND
III - J	NAKSH THAKUR	AGNI	THIRD



Grade - III JUST A MINUTE IHC



Grade - IV **MATH O MANIA**

“The only way to learn mathematics is to do mathematics “

A little competition can inspire math students to greater achievement. It challenges students to use their math skills in new and creative ways. It also provides a challenging and engaging mathematical experience that is both competitive and educational. As a part of extended learning, Maths-o-Mania was conducted in DPS Miyapur.

The quiz was conducted in 3 rounds as mentioned below:

Preliminary Round-I

- This round was conducted on Thursday, 8th July 2021 through Google form in each section by class teachers.
- 20 MCQ questions were asked based on the previous grade/logical reasoning/real-life application to be solved within 30 minutes.
- Top 4 scorers from each house were selected for the second Preliminary round.

Preliminary Round-II

- This round was conducted on Saturday, 10th July 2021 through Google form for all the selected students from round one together across all the sections at the same time.
- 10 MCQ questions were asked based on the previous grade/logical reasoning/real-life application to be done within 20 minutes
- Top scorers from each house were selected for the final rounds.

Tiebreaker

- This round was conducted through Google form for all the selected students from the second preliminary round together across all the sections at the same time.
- 5 MCQs questions were asked based on the previous grade/logical reasoning/real-life application.
- Time Limit- 5 minutes
- Top scorers from each house were selected for the final rounds.

Final Round

- The Quiz was played amongst the 4 houses on Thursday, 22th July 2021.
- Conducted by Ms. Prachee Ms.Divya, Ms. Meenakshi, and Prithvi house captain.
- Only selected students joined through a particular id provided to them and other students witnessed the event through YouTube live in their respective classes with the class teacher.
- This quiz had 4 rounds

Round 1	Find the errors [8 questions, 2 questions for each team; Time -30 sec for each question]
Round 2	Video-Based [4 questions, 1 for each team; Time – 30 sec]
Round 3	Puzzle Round [5 questions for each team in 1 min]
Round 4	Picture based [1 question for each team; time 30 sec]



The winners are:

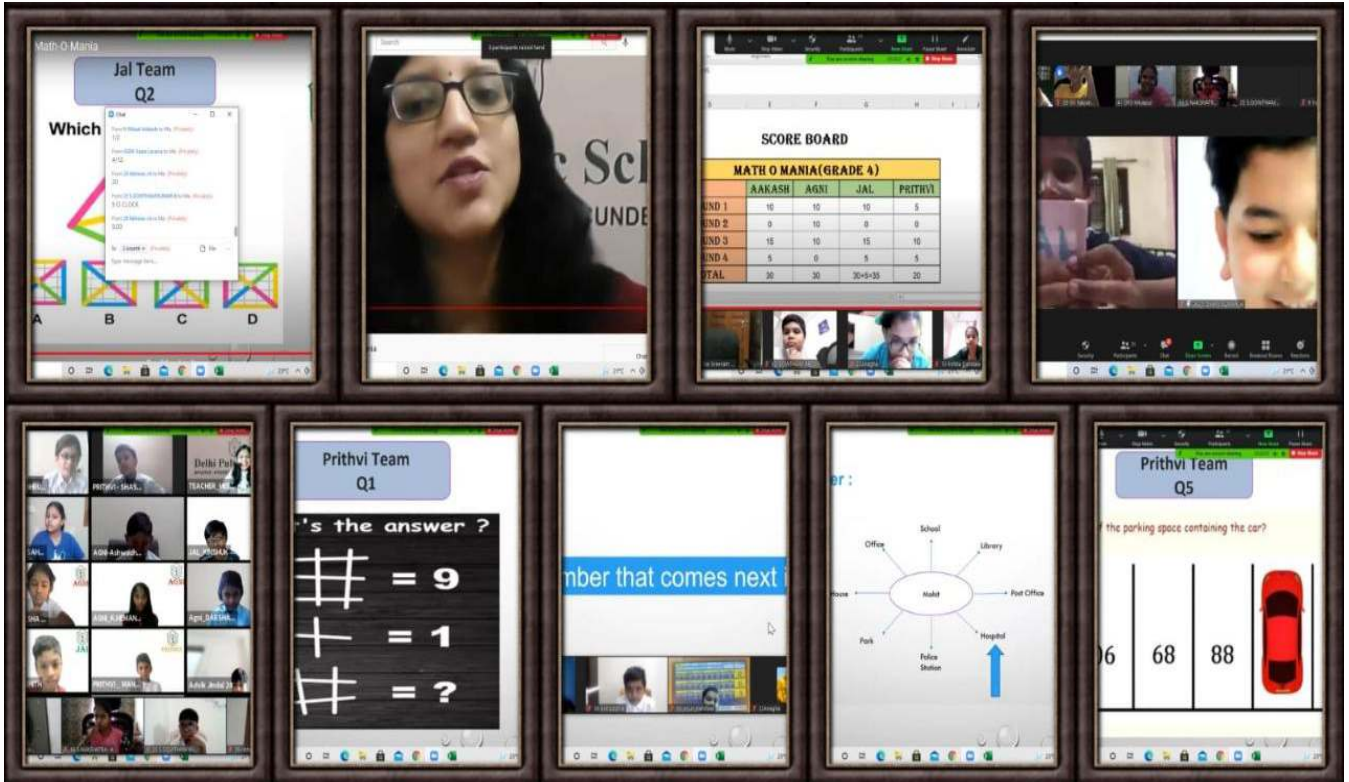
Grade - IV

CLASS / SEC	NAME OF THE STUDENT	HOUSE	POSITION
IV C	VARSHITH SAI VIGNESH REDDY VIPPALA	JAL	First
IV F	KINSHUK AYITHAM		
IV H	ISHITHA MATHEWS		
IV I	VIDHAN KUMAR		
IV A	LIKHIT ESWARA SAI PIDUGU		
IV A	ASHWADHSAI NEMALIPURI	AGNI	Second
IV F	VAYUGUNDLA SRI AKSHITHA		
IV G	K. HEMANYA		
IV H	A. N. MOKSHA ANAGHA		
IV I	VARIMADUGU DARSHAK REDDY		
IV A	SRI NAKSHATH	AAKASH	Second
IV E	SOHA AMREEN FATHIMA		
IV F	DHRUV KALA		
IV H	AARUSH VARALA		
IV J	R NAGA LAKSHMI SAHASRA		
IV B	AARUSH MO HAPATRA	PRITHVI	Third
IV D	MANAS KALADI		
IV E	NANDAGIRI SAHASRA ARUNIMA		
IV F	SHASHWAT BANERJEE		
IV H	ADVIK JINDAL		

Take away for students:

Students enjoyed the whole process of competing for knowledge and fetching marks for their houses. And on a broader view, they managed to learn a lot more about the subject concepts and how to apply them in a competitive environment in a limited time.





MATH O MANIA

Prithvi Team Q1

Once upon a time, there lived four Friends:

George Lily Tyson Casper

Prithvi Team Q1

CLUES

- The dog belonging to Tyson is not a Beagle nor a Bull dog.
- Digger's owner's friends enjoy taking her out woodshed way.
- Lily doesn't like taking her dog into the wood.
- The Bulldog, which is rather lazy, does not belong to George.

Agni Team Q1

Agni Team Q1

CLUES

- Captain's shape has four lines of symmetry.
- Frazier's shape has just 1 line of symmetry.
- Tyger's shape has maximum lines of symmetry.
- Flame's shape has maximum number of vertices.
- Sally's shape has two lines of symmetry.

Jal Team Q1

SCORE BOARD

MATH O MANIA (GRADE 4)				
ROUND 1	ANAND	AGNI	JAL	PRITHVI
ROUND 2	10	10	10	8
ROUND 3				

Jal Team Q1

ANSWER THE FOLLOWING:

1) Which two house number Sum is 10000?
 2) Which house will be on third position if the house numbers are arranged in descending order?

1205 1005 805 605
 405 305

Prithvi Team Q1

This is what they found:

- The fish were all of different weight.
- The lightest fish weighed 9kg.
- Ben and Joy fish weighed 14 kg altogether.
- Joy and Roy fish weighed 15 kg altogether.
- Jen and Ben fish weighed 12 kg altogether.

Find out:

- Find out weight of each fish.
- Whose fish is heaviest?

Agni Team Q2

The Product of all the numbers on the keypad is equal to 3,62,880

Prithvi Team Q1

Agni Team Q1

Q5

Which letter is 8th to the right of 12th letter?

ABCDEFGHIJKLMN OPQRS

Jal Team Q2

Which is the top view?

Answer Time

George-Casper the Beagle Lily Bruno the Bull dog Tyson Ares the Labrador



Jai Team Q1

CLUES

- ❖ Captain's shape has four lines of symmetry.
- ❖ Frazer's shape has just 1 line of symmetry.
- ❖ Tyger's shape has maximum lines of symmetry.
- ❖ Flame's shape has maximum number of vertices.
- ❖ Sally's shape has two lines of symmetry.

Jai Team Q2

Which is the top view?

Prithvi Team Q3

How many lines of symmetry does this figure have?

ANSWER Time!

SHAPES	SALAMANDER
	Sally
	Captain
	Tyger
	Flame
	Frazer

CLUES

- The dog belonging to Tyson is not a Beagle nor a Bull dog.
- Digger's owner is female and enjoys taking her on woodland walks.
- Lily doesn't like taking her dog into the wood.
- The Bulldog, which is rather lazy, does not belong to George.

ROUND 3 puzzle

Agni Team Q5

In how many ways can Sheelu reach her home?

Agni Team Q2

3	2	5
18	14	?
3	4	3
5	4	

SCORE BOARD

MATH O MANIA (GRADE 4)				
	AAKASH	AGNI	JAL	PRITHVI
ROUND 1	10	10	10	5
ROUND 2	0	10	0	0
ROUND 3	10	10	10	10
ROUND 4	5	0	5	5
TOTAL				

Grade - V Sathvik Aahaar

It is stated that “Praninam Punarmoolamaaharam” – the route of all beings is nothing but food itself. Only- proper food is not sufficient to be healthy. The time, place, quantity and manner of food intake are also necessary. The mental factor of a man is reflected by the type of food he takes.

Keeping in view the present pandemic situation in mind, it clearly shows that our lifestyle and food habits play a major role in keeping ourselves healthy. As a step towards health, students were given the task to prepare a healthy diet using Sathvik ingredients.

This competition was conducted in two rounds. In the first round, the students were asked to submit a video recording of their preparation along with recipe in a pdf document. On receiving the videos and PDF, the science teachers were allotted to choose the best two recipes from their respective classes. For the Final round, a total of 20 recipes were selected. The final was held on Zoom platform on Saturday, 17th July, 2021

FINAL ROUND

In the final round the students were asked to present their dish in front of the panel of judges and speak about its nutritional value for 30 sec.. They were then judged based on their food item and responses of the questions asked by the judges. All the participants confidently presented their dish and answered the questions raised by the judges



The panel of judges were:

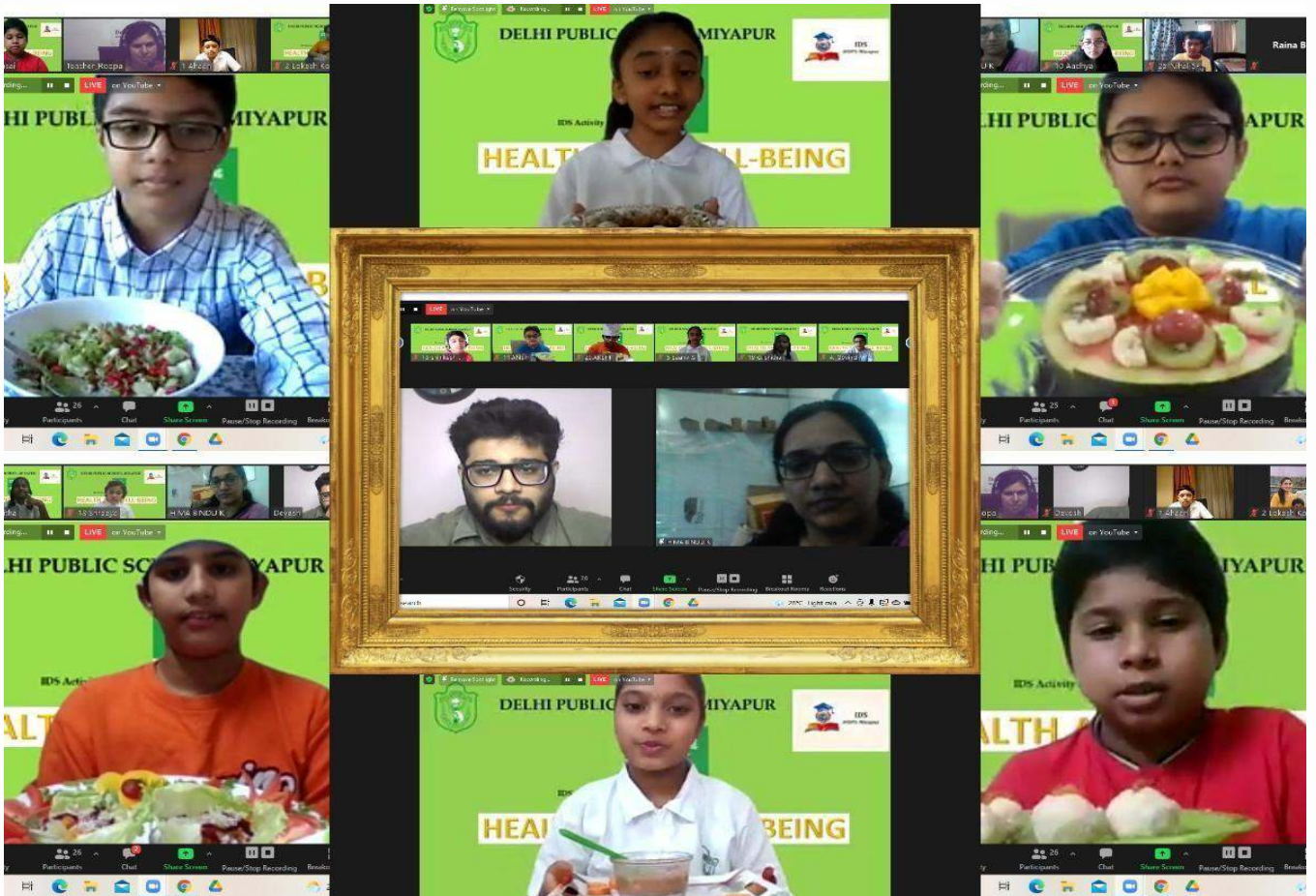
- Ms. Hima Bindu - Nutritionist
- Mr. Devesh - Pastry chef, food photographer and desert consultant, Alumni of DPS Hyderabad

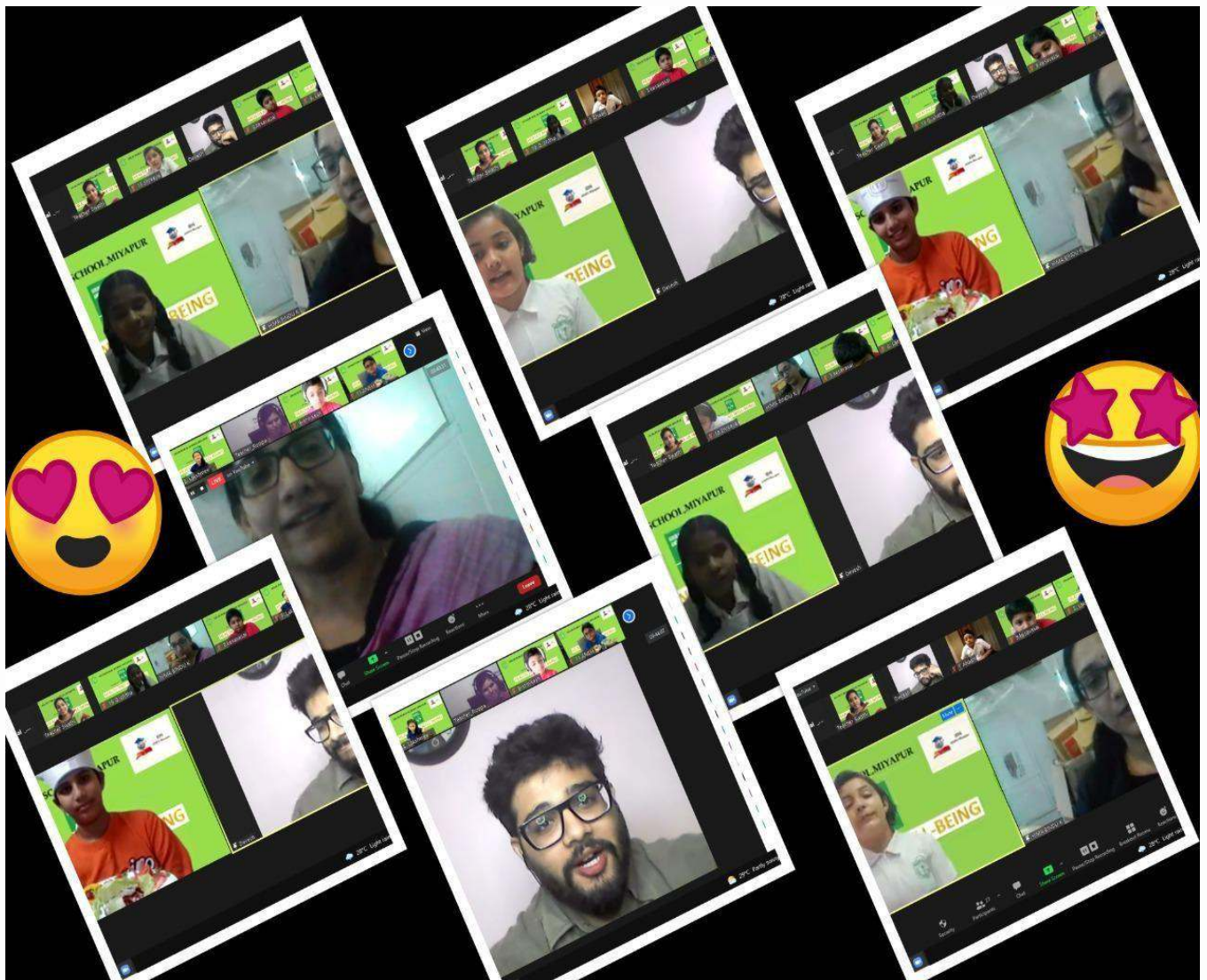
The winners are:

Grade - V

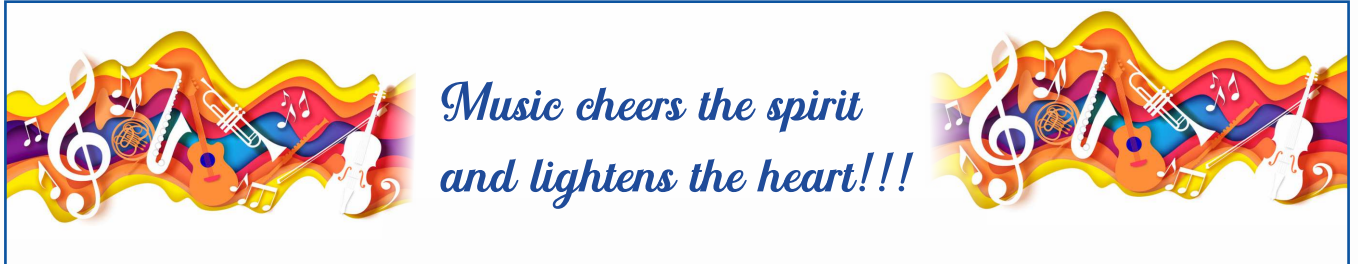
CLASS / SEC	NAME OF THE STUDENT	HOUSE	POSITION
V - F	ANSH KAUSHAL KUMAR PRAJAPATI	JAL	FIRST
V - I	SHREEYA SHARMA	AAKASH	FIRST
V - E	AADHYA SAXENA	AGNI	SECOND
V - J	GADI ISHITHA	PRITHVI	SECOND
V - J	DAMERA AKSHIT	PRITHVI	SECOND
V - G	ANMOL DEVNANI	AAKASH	THIRD







Grade - VI RADIO JINGLE COMPETITION



To bring out the hidden talents of our students, an Inter-House Radio Jingle Competition on the theme “E-tourism” was organized by Delhi Public School, Miyapur, for the students of Class-VI on 23rd July, 2021.

Students from their respective houses participated in the competition with full enthusiasm to showcase their talent.

The competition was conducted in two rounds. During the preliminary round, students were asked to send their recorded videos which were presented to the jury members to select the finalists for the competition.



All the selected participants put forth their enthralling performance in final round and were judged on four aspects:

- 1) Relevance to the theme
- 2) Lyric content (originality, clarity of message, language and phrasing),
- 3) Creativity (use of props, instruments and vocals, costumes) and
- 4) Overall presentation.

The mellifluous jingles pulled the heartstrings of the audience.

The winners are:

Grade - VI

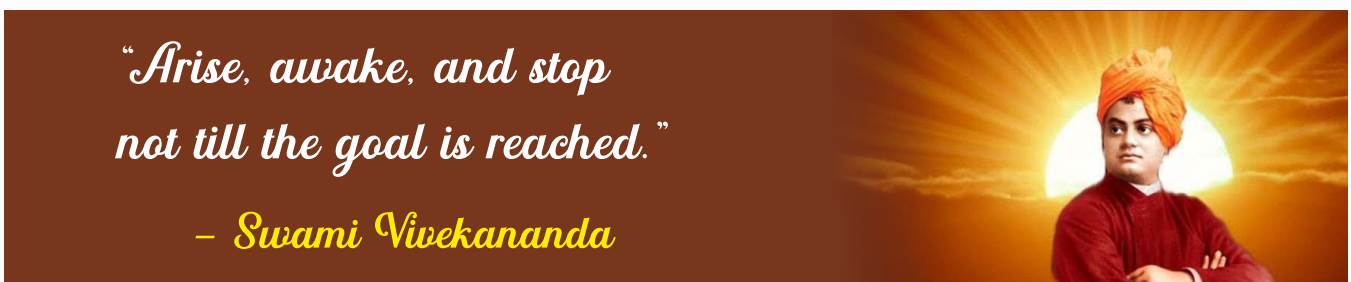
CLASS / SEC	NAME OF THE STUDENT	HOUSE	POSITION
VI F	KASHISH VORA	AAKASH	FIRST
VI D	AAHANA DADU	JAL	SECOND
VI D	A KARTHIKA HARINI	AGNI	SECOND
VI A	ANCIKA PERUVEL	JAL	THIRD



Grade - VII Declamation – Inter-house Competition

An Inter-house English Declamation Competition was organised for Grade 7.

The topics given were:



The competition started with a preliminary round conducted on 7th July where all the students of Grade 7 enthusiastically participated. The final round of the competition was held on the 14th July 2021. The competition was organised virtually and the final round was telecasted on YouTube live and all the grade 7 students were spectators of this event. The competition aimed at exploring and encouraging public speaking in children and giving them a platform to display and hone their communication and public speaking skills and also introduce the audience to great speeches of iconic personalities.

The students were filled with excitement to witness their peers presenting their speech. The audience showed a keen sense of zeal and enthusiasm in being a part of the programme and displayed a great control of the moment on this virtual mode. Our panel of Judges- Ms.Raina Bhatt, Ms. Oliva and Mr.Gauransh Kapur encouraged and motivated the students with their positive comments. Overall this competition was a treat to all.

The winners are:

Grade - VII

CLASS / SEC	NAME OF THE STUDENT	HOUSE	POSITION
VII - C	NIDHI RAJAKUMARA	AAKASH	FIRST
VII - E	ASHREEFA MUSKAAN SHAIK	JAL	FIRST
VII - D	SAI VENKATA KOUSHIK	AGNI	SECOND
VII - D	NAGA SAI ABHINAV NALLAM	PRITHVI	THIRD





Grade - VIII News-casting Competition



*“Journalism is what maintains democracy.
It's the force for progressive social change.”*

News is important for a number of reasons within a society. Mainly to inform the public about events happenings around them and may affect them. Often news is for entertainment purposes too; to provide a distraction of information about other places people are unable to get to or have little influence over. News can make people feel connected. The competition conducted by DPS Miyapur gave an impetus to the students to plunge themselves into the act of spreading awareness on food wastage.

The news-casting was done in two rounds. In the preliminary round, the students were asked to submit their 2 min recorded videos on the theme – Food Wastage. Based on those videos, the finalists were selected.

On Wednesday, 4th August, 2021 the Final competition was held live through Zoom platform. The competition was judged by Ms Saima Shaikh & Ms Smita Parikh. The use of virtual background gave a real NEWS room feel.

Take away for students:

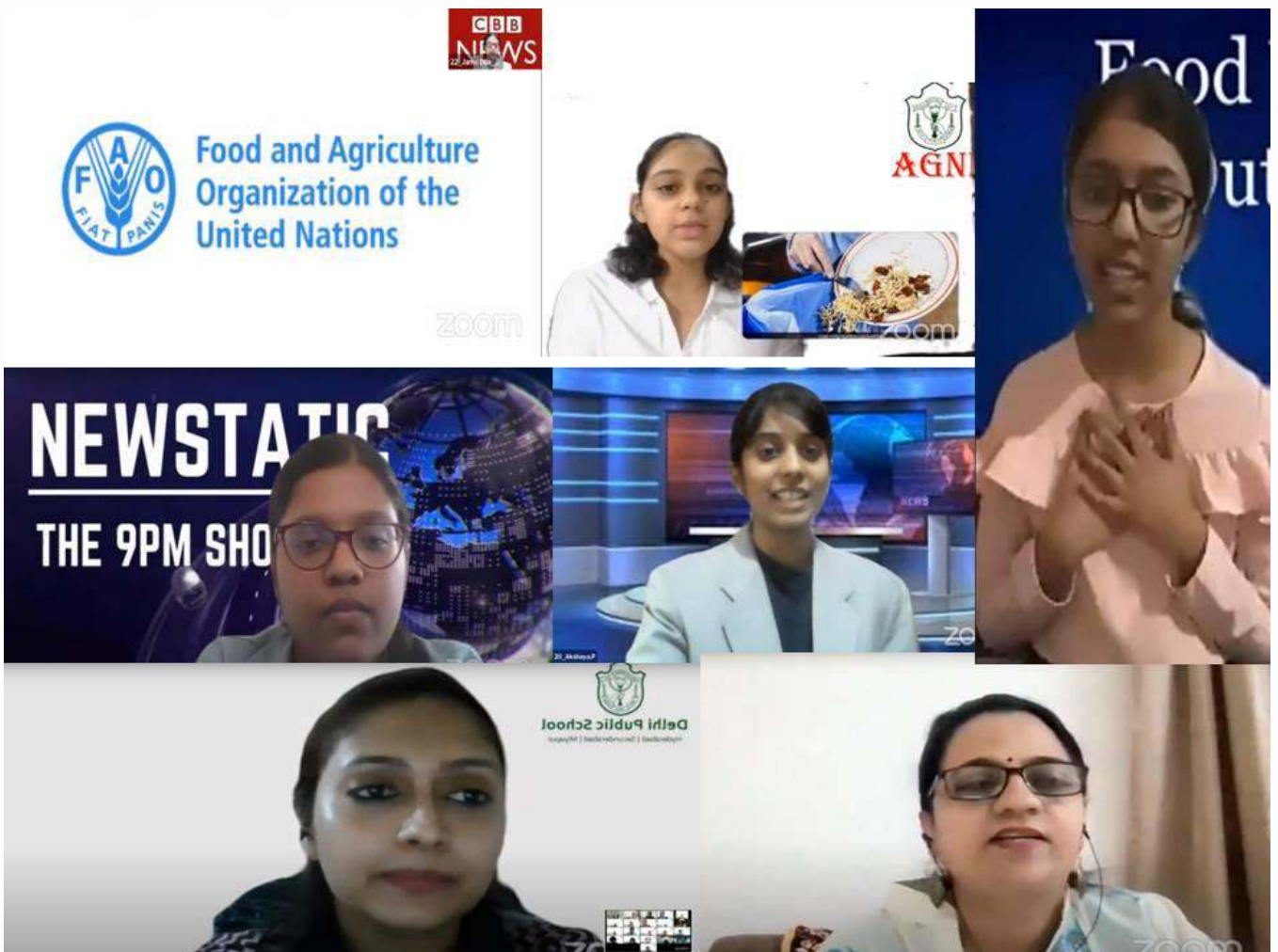
The selected students showed their organizational skills by accentuating the core areas of food wastage. The competition provided the students a platform to test their skills and bring to the forefront their hidden potential. It allowed their confidence to rule the news casting session. The competition further strengthened the student's articulateness and command over English language. Students gave innumerable solutions to the ever-growing problem of food wastage. Moreover, they exhibited how each student has in him or her the capability to analyse a problem and pose solutions to it.

The winners are:

Grade - VIII

CLASS / SEC	NAME OF THE STUDENT	HOUSE	POSITION
VIII - E	ISHITA DADU	AAKASH	FIRST
VIII - A	YASHANSHI MISHRA	JAL	SECOND
VIII - B	MEHER LAHIRI GUDIPATI	AGNI	THIRD





FOOD loss waste

Category	Percentage
Fruit and vegetables	45%
Meats and fish	45%
Fish	35%
Cereals	30%
Wheat	20%
Dairy	20%
Oils and fats	20%

Food wastage in the world

Category	Percentage	Amount
Household	51.16%	74 kilos
Food service	12.39%	15 kilos
Food processing	26.45%	34 kilos
Agriculture	-	-

121 Kilo / person (yearly)

NEWS **BREAKING NEWS** Food is getting increased day by day and in order to

AGNI **AAKASHI**

Grade - IX & X OUR START-UP IDEA

An inter-house competition 'OUR START- UP IDEA' was organised for Grades IX and X. This event was based on Design Thinking, where the students needed to recognise the issues that plague us, then ideate and come up with ideas and solution that would showcase their imagination, creativity and bring out the best in them.




The competition started with a session conducted on 11th June by our honourable Principal Ms Gowri Sarkar. During the session, the students were exposed to the concept of Design thinking and were briefed about various innovations small or big already in use in our daily lives. She motivated the students to come-up with their own innovations.

After this session the students were given two weeks' time to ideate and submit their abstracts. The students were grouped House wise and were motivated to work collaboratively.

The students participated enthusiastically in this competition and submitted their abstracts. In the preliminary round the best abstracts were shortlisted and the teams were encouraged to present their ideas in the final round of the competition.

The final round of the competition was held on the 23th July 2021. The competition was organised virtually and the final round was telecasted on YouTube live for the other students and parents to watch..




Problem F in schools

- trouble li benches.
- Water bottle led
- And issue on mainta the orde

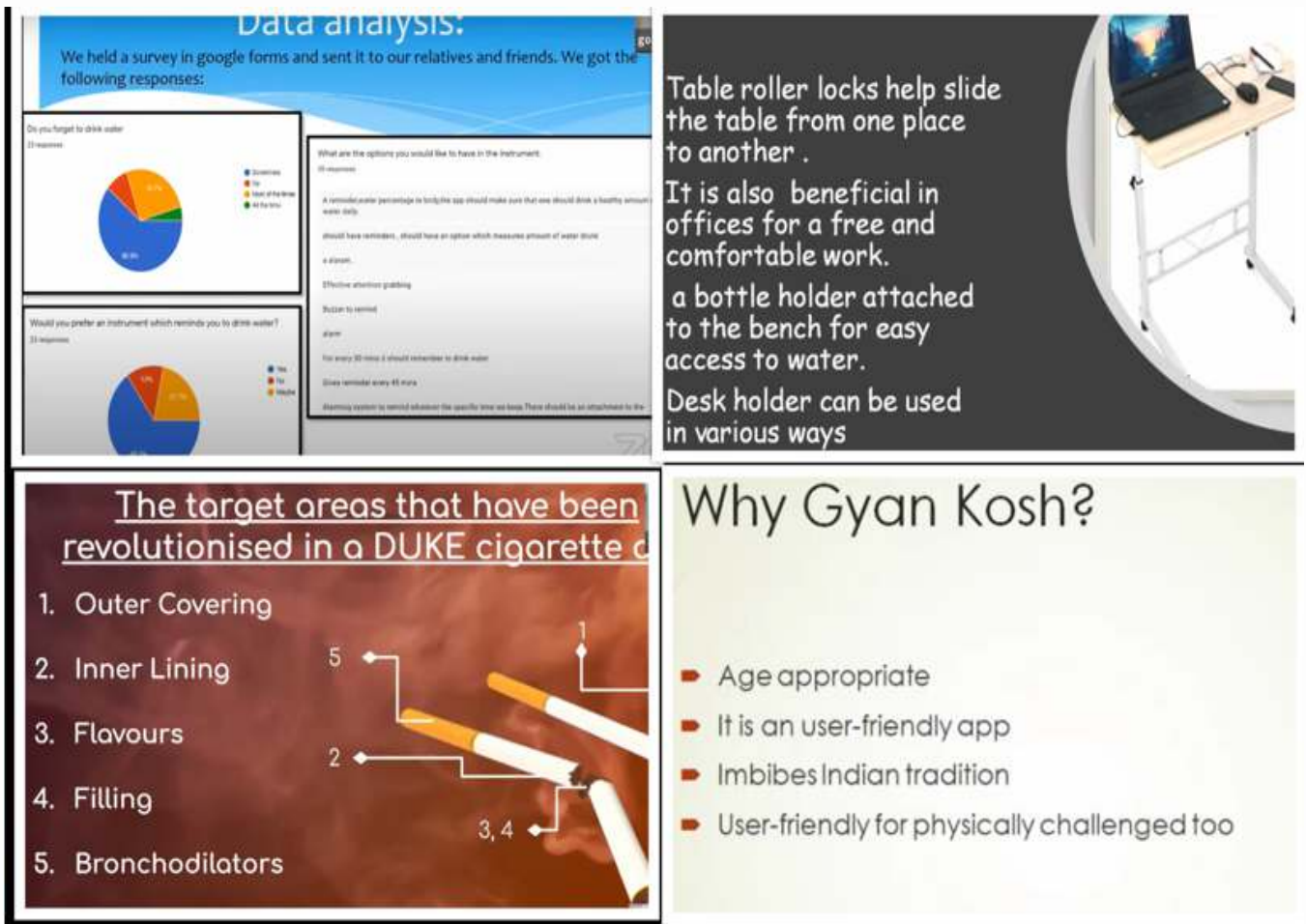
Costing	
Item	Cost
Tricycle	INR 1100
Ultrasonic Sensor Setup + Structural Modifications + Object Detection Model	INR 2000
Micro Generator	INR 1000
Minimum Cost	INR 13000/

Making Changes



An internal frame has been created, and layers have been added in order to facilitate movement





Final round was an interesting session conducted by Anshi and Drishya and guided and motivated by our Principal Ms Gowri Sarkar, Jal House warden Ms Tomali and IHC coordinator Ms Deepthi. Our panel of Judges- Mr. Ganesh Vadeeswaran, Mr. Mohnish Yerra, an young entrepreneur and a DPS Hyderabad Alumni and Mr Vineet Bhatt encouraged and motivated the students with their positive comments.

The competition aimed at giving a platform to the students to showcase their wonderful Start Up ideas and innovations, its features, saleability pitch, viability in the market and the target customers.

Team Gold Diggers promoted a website based on Knowledge and Wisdom of Senior citizens and their expert advices and services to the younger generation in the form of wardrobe improvement, antique decorations, culinary items, counselling sessions to name a few.

Team Cryptolabs Kinetic 1.0 presented a 3-D model of a fully equipped smart table with multiple features as roller lock ups to help slide, places for accessories, posture corrector, Bluetooth enabled etc.

Another **team, Emission Primes** came up with an idea of a water bottle with a timer and buzzer to remind us for drinking water at regular intervals.

Team Brute Force designed a sentence stopper which will lock the sentence in the book for book worms.

Team Gyan Kosh came up with an audio assisting app for connecting young minds to the roots like Indian History, Vedic math, Home remedies to name a few.



Team Cerulean Creators presented an idea on converting Sound to Electricity.

Team Igniting Innovators talked about replacing harmful cigarettes with herbal cigarettes for the smooth transition from heavy smoking to no smoking.

All the competitors were quizzed on their product ideas and the students confidently presented their point of view based on the research work done.

The audience was thrilled to witness their peers presenting their start up ideas. The audience showed a keen sense of zeal and enthusiasm in being a part of the programme and displayed a great control of the moment on this virtual mode.

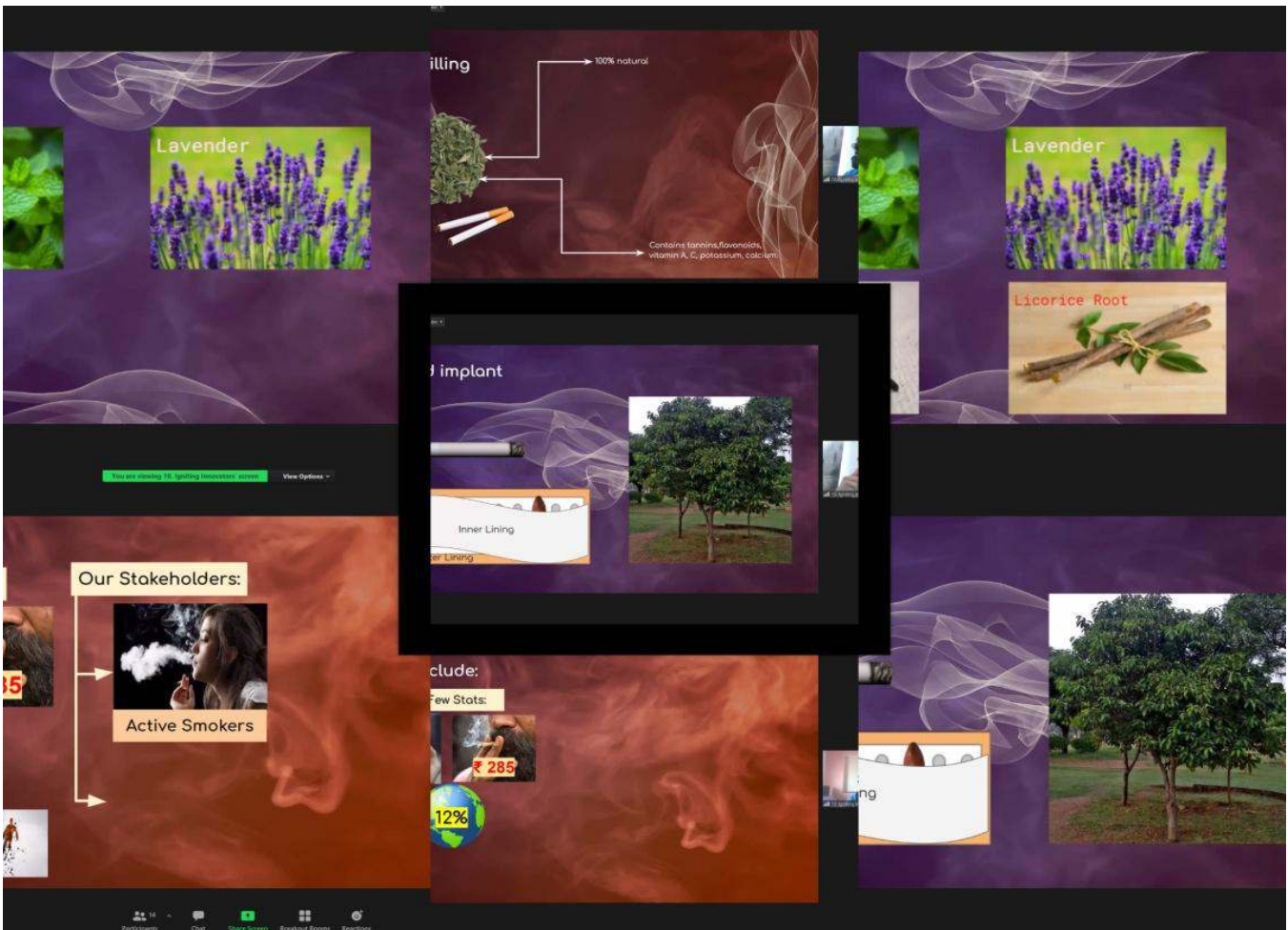
Overall, this competition was a treat to all of us.

The winners of the competition were:

Grade - IX & X

NAME OF THE GROUP	NAME OF THE PARTICIPANTS	CLAS /SEC	POSITION	HOUSE
IGNITING INNOVATORS	1. AADIMULAM TARAN 2. UDDARAJU JAYA SINDHURA 3. MAITHREYA KNV 4. LOLLA VENKATA SRIRAM 5. SRISTI PRAMANIK	AGNI	X - A	FIRST
BRUTE FORCE	1. LAHARI REDDY DOMMATA 2. HEMANYA NAGABANDI 3. CHAITANYA BOMMISSETTY	PRITHVI	IX - C	SECOND
THE GOLD DIGGERS	1. SRISHTI GAUTAM 2. SAI SANJANA VITHALA 3. SRIVAISHNAVI THARANILATH 4. MANITEJ GUBBALA	AGNI	IX - A	THIRD
CERULEAN CREATORS	1. KANURI SAI KARTHIK 2. DIYAANSH REDDY KANTAREDDY 3. PRANAMYA VARMA G 4. RAYAPUDI AKHIL 5. NIKHIL HANUMANTHU	AAKASH	X - A	THIRD








The Result

Our final tricycle was fitted with ultrasonic sensors and a device fed with the object detection program. This cycle provides a mode of transport to the blind and does not contribute to pollution. It acts as a means of physical exercise.

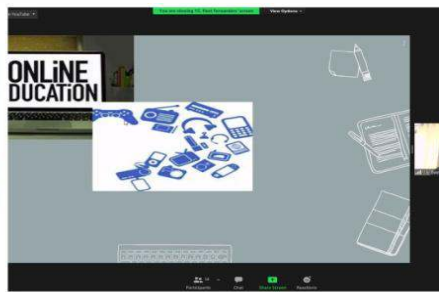
Our cycle is a beacon of hope for the visually impaired as it creates a sense of self-esteem, freedom and independence.



I-SENSE

Measures the distance of the user's head from the screen. When the user is too close to the screen, the indicator lamp glows.

Captures multiple images at regular intervals, compares it with the ideal image and sends an alert signal.



MODIFICATIONS

- Use of Ultrasonic Sensors
- Basket (Area)
- Programmed Sensor
- Object Detection Device

BONUS

A micro generator which converts mechanical energy to electrical energy.

FUNCTIONS-APP INTEGRATION

- BADGES
- PUSH NOTIFICATION
- SET GOALS
- INVITE FRIENDS



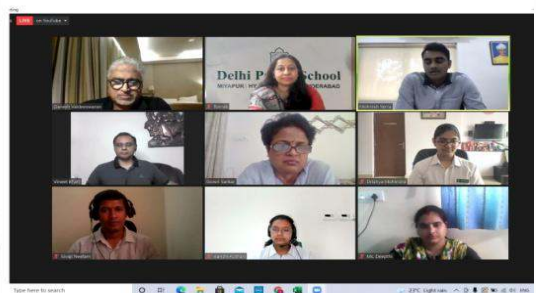

COMMON ISSUES IN SCHOOL GOING CHILDREN

According to a survey published in Indian Journal of Ophthalmology, children reported the following symptoms due to digital device use.

Symptoms:

- Eye Fatigue
- Red Eye
- Dryness
- Burred Vision
- Double Vision
- Headaches

Many children had no eye related issues before the pandemic.





Gold Is Gold!
Our elder's precious knowledge be lost forever!

DELHI P... SCHOOL
MEYAPUR HYDERABAD

BENEFITS

- Students solve different difficulty level questions.
- Challenge their themselves with these questions, stimulating their learning fun.
- Students can earn rewards for solving questions.
- Create a healthy competitive spirit among students.
- Harvest attempt among students to understand the topic, deeply.
- Encourage in attempting the questions involving their concepts and solutions.
- Facilitation of learning.
- Students receive more questions to solve and more fun in learning.
- Students can earn rewards for solving questions.

Teacher moderating the group!

Students get score according to their efforts!

Student1 Student2 Student3

Other Students Posting Solutions and Evaluating Answers

Other students posts answers!! Get Reward on correct answer!

Students posts questions on active Topic

Or penalty points!!


sets an active Topic in the App

on the app.



Fruits/Vegetables Carving

"Art is a fruit that grows in human, like a fruit on a plant, or a child in its mother's womb."



Dipsites of Miyapur are nothing short of any talent. Give it an art or craft, literature or experiment, they always excel and create new benchmarks. They retain no stone unturned, grabbing every opportunity on their path. The school always seeks the ways to create opportunities. One such way is the Inter House Fruits/Vegetable Carving competition that was held on 30 July 2021. This challenged the students of Grades IX and X, and exhilarating designs were the fruits of the competition.

The students were inducted with a circular on 16 July 2021 and they were well prepared for the LIVE event that took place on 30 July 2021, in the presence of their respective class teachers. They were instructed to take the pictures before and after the process and send to the respective emails. It was stunning to see the responses and delighted to note that both boys and girls had given a tough task for the judges. Based on the criteria given, a group of students were selected from each section for the final judgment.

The results of the competition may limit in number but the priceless efforts and creativity showcased by our Dipsites in the competition is innumerable. Thanks to ever enthusiastic students who have actively taken part and made the competition a grand success.

The winners of the competition were:

Grade - IX & X

S. No.	NAME OF THE PARTICIPANTS	CLAS /SEC	HOUSE	POSITION
1.	SANJANA P	IX - C	JAL	FIRST
2.	HITEESHA NAIK	IX - B	JAL	SECOND
3.	RAEES MINHAAJ SHAIK	X - B	AAKASH	THIRD
4.	MANASVI	IX - D	AAKASH	FOURTH



TRAIN



SALAD





Breakfast with Buddies

Sprouts have an important number of nutrients which make them very rich. Even though the specific ratio of nutrients varies from one sprout to the other, all of them generally contain high levels of folate, magnesium, phosphorus, and vitamin K. In fact, sprouts have higher amounts of these nutrients, than fully-grown versions of the same plants.

The students need a variety of salads, colourful vegetables, and sprouts to abide by the theme and promote healthy eating habits among children. All Grade 3 students as part of the BWB theme got colourful and nutritious salads for breakfast.

These two recipes contain ingredients such as bananas, paneer and potatoes. These ingredients have rich nutrients, fibers and vitamins. Bananas contain fiber, potassium, folate, and antioxidants such as vitamin C. All of these support the health of the heart. Potatoes have rich vitamins, minerals and antioxidants. Paneer stimulates hemoglobin production and it even aids in building a strong immune system. The Vitamin B complex present in paneer is highly essential for the growth of children. It helps in improving concentration and also enhances memory in kids.

Eating a healthy breakfast is linked to improved concentration, increasing energy, a higher intake of vitamins and minerals, and a healthy body weight. One week the students of Grade 3 enjoyed a crispy frankie and delicious banana nutella milkshake in their BWB theme.



Breakfast with Buddies Menu
2nd July, 2021

Main dish-Toast two slices of bread. Now, add chopped vegetables (of your choice) to some mayonnaise. Thereafter spread the vegetable and mayonnaise mixture on one slice of bread and put the other slice on top. Your dish is ready!

Side dish (optional)-Take a glass of milk, add half cup of sliced fruit (of your choice), put a spoon of sugar and some ice. Grind these ingredients and decorate it. Tada! Your Fruity Fruit Shake is ready.







Let's Relish The Breakfast

16th July, 2021


Oats Idli **Banana Nuts Smoothie**

The Oats Idli is rich in protein, vitamins, minerals and soluble fiber with less calories. This is very nutritious as well as a delicious dish.

Side dish- Loaded with nutrients, flavour and luscious creaminess, this banana nuts smoothie has got it all! It's refreshing, wholesome, nutty, and completely satisfying!!! It makes a perfectly nutritious breakfast.









A Day @ DPS Miyapur

LKG Colour Week

A whole week on 'Colours' was celebrated with the students of LKG. Each day was dedicated to a particular colour. The students thoroughly enjoyed aligning their outfits to each day's colour. Children were also taught the "Colours all-around" rhyme for the whole week. The young wonders participated with enthusiasm showing different coloured objects they could find in their house for each Colour Day. Below are a list of activities performed for each Colour Day.

RED:

Red Colour Rhyme, Red Riding hood Story with props, Cherry Making activity using bottle caps, Red Colour PPT with different red colour objects.

YELLOW:

Yellow Rhyme, Story on a yellow colour, PPT with different yellow objects, Show and tell on yellow objects by children, Clay modelling to make mango.

GREEN :

Green Rhyme, Story on Green Colour, PPT on Green Colour objects, Balloon printing activity to make Caterpillars.


PURPLE :

Purple Rhyme, PPT with Purple objects, Thumb printing activity to make Grapes, mixing red and blue colours to get Purple Colour.

ORANGE :

Orange Rhyme, Story on Orange Colour, PPT with Orange colour objects, Lemon Volcano Activity.







Take Away Activity

Take-away is the main point or key message to be learned or understood from something experienced or observed. It can develop concentration, critical thinking and amp the students imagination. Take away crafts encourage children to play and experiment in a fun and relaxed environment. Working with materials teaches them about colours, shapes, and textures. It enhances a child's hand-eye coordination building levels of manual dexterity. Children were told to make a paper plate face using paper plates, colour strips, ribbons, and crayons. They enjoyed doing so while expressing their emotions and creativity.





"Art has the role in education of helping children become like themselves instead of more like everyone else."

- Sydney Gurewitz Clemens



Art & Craft activities foster communication, listening, attention, and imagination. We at Delhi Public School

focus on learning through play as these activities can enhance mental health and well being as well as fostering

a whole range of development skills in kids.

Children had fun while doing the below activities with the given guidelines :

- 1) Holding crayons with three fingers (tripod grip) thumb, index, and middle fingers.
- 2) Start coloring from left to right.
- 3) Should be colored within the borders.



ROCKET COLOURING ACTIVITY



FLOWER COLOURING



BALLOON DECORATE WITH COLOURFUL DOTS



UMBRELLA COLOURING ACTIVITY



Homemade Clay



Mango making on Yellow day



Making Eye & Ear



Making Nose & Tongue





UKG

The beautiful world of colours

“Stop RESISTING, Start CREATING!”

Children are naturally creative. It is our job to give them the freedom, materials, and space to let their creativity blossom to its full potential. Art has a very important role in helping children become more like themselves instead of more like everyone else. When children are involved in colouring and creative activities it helps them to develop their observation skills, ability to listen to instructions, explore different textures, and recognize different colours. Colouring is a fine motor strengthening tool that many occupational therapists recommend and use in treatment sessions. A few benefits of colouring are:

- It Promotes Hand-Eye Coordination
- Helps practice proper pencil grip
- Helps with early writing skills and
- Promotes creativity





Kids nowadays spend too much time in front of televisions and computers, but are still unaware of the current happenings around the world. Conversations with parents and peers allow children to learn new things and have an opinion of their own on various matters. It is critical in today's world to enhance your child's awareness of his/her surroundings. In this increasingly competitive world, any edge that your child can use must be developed to ensure he/she has good prospects in the future.

One way to help your children be more aware of their surroundings and create opportunities for them is by increasing their general knowledge and keeping them updated at all times.

General Knowledge cannot be mastered in a single day. It is a gradual process and reflects the innate desire to be aware of your surroundings.

We at DPS Miyapur, focus on children, make them aware of the day-to-day things, which are happening around them. We show them live examples of the things available at home. For example, for cleanliness and healthy living – we showed them objects like toothbrushes, soap, towels, buckets, nail cutters, etc that we use to clean ourselves regularly. Children also brought many objects for the same. This is how we give them live examples by doing activities like brushing, cleaning shoes, throwing trash in the bin.





Preprimary children are incredibly inquisitive and are able to grasp the basic principles of math through play activities and structured learning.

Concepts learnt during early years helps in developing awareness among children of the many similarities and differences among objects and things present around them.

Concepts such as big/bigger/biggest, tall/taller/tallest, zero, equal to etc are taught to children. Concepts at DPS are taught to children by introducing them through real objects which makes it more interesting for them to understand and remember.

Activity sheets are designed catering to the concept to gauge the awareness of the child. In today's online teaching time children happily participate in taking their learning of concept to next level thereby showing objects easily available around them and in turn connecting it to concept learnt, which makes it more fun and easier to remember for them.







In the process of learning something new, everyone makes mistakes. Sometimes, these mistakes can be discouraging, especially if they are hard to erase. But, when it comes to working with a lump of clay, child can easily correct the mistakes. These skills involve the development of the muscles in the hands and fingers.

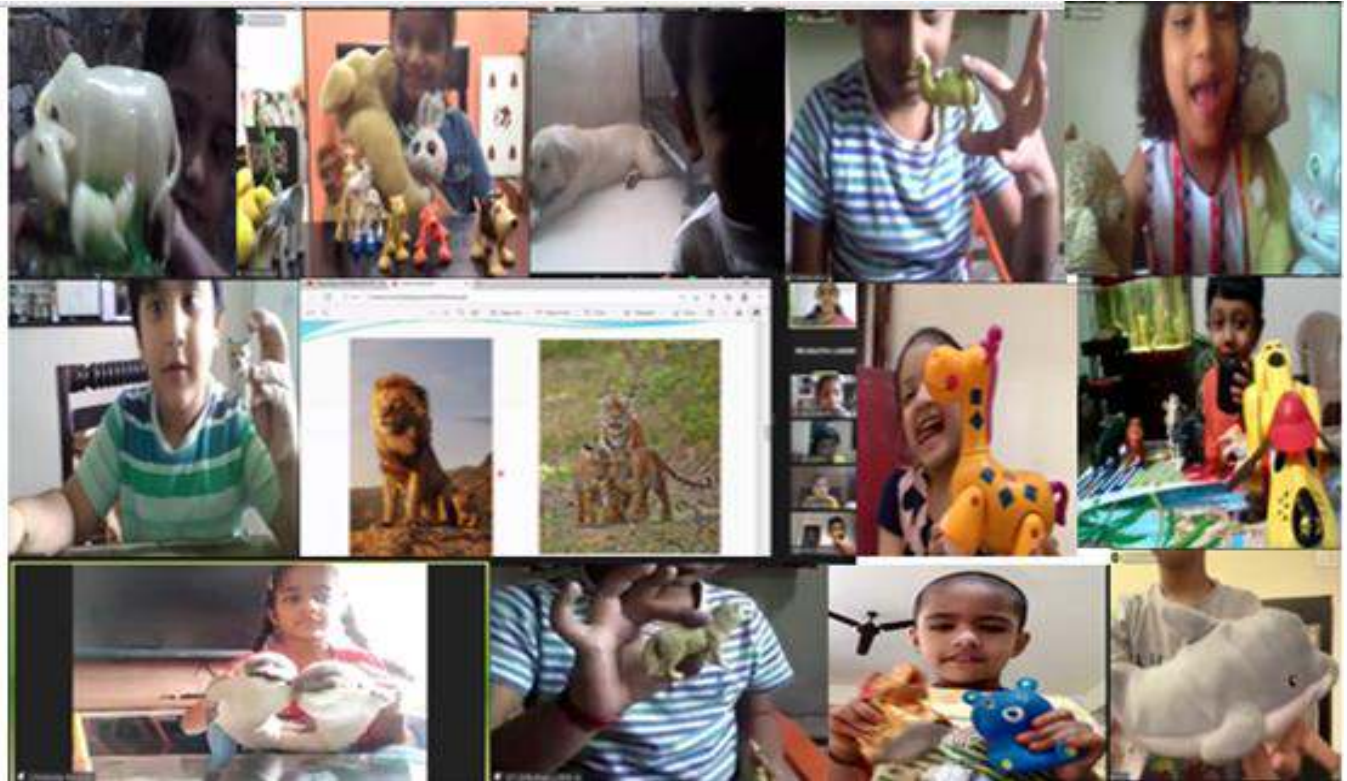
Clay is a substance that can be moulded into an endless number of forms. In the process of learning Letters, UKG Telugu Students were requested to take clay or play dough into their hands and make letters. All of them participated in this activity with enthusiasm.



Public speaking skill is one of the most important tools of language learning. It helps a child to Improve communication skills. In UKG, Telugu students were asked to speak five lines on their favorite fruit. Students were very confident and spoke really well about the benefits of eating fruits daily also each one of them have exhibited an item related to the topic.



As part of learning animals' names in Telugu an activity has been conducted in UKG. In the virtual Telugu class students showcased their animals toy collection and got to know that every animal has unique characteristics. Few children even introduced their real pets.



Family words were introduced by teacher in all the three sections.

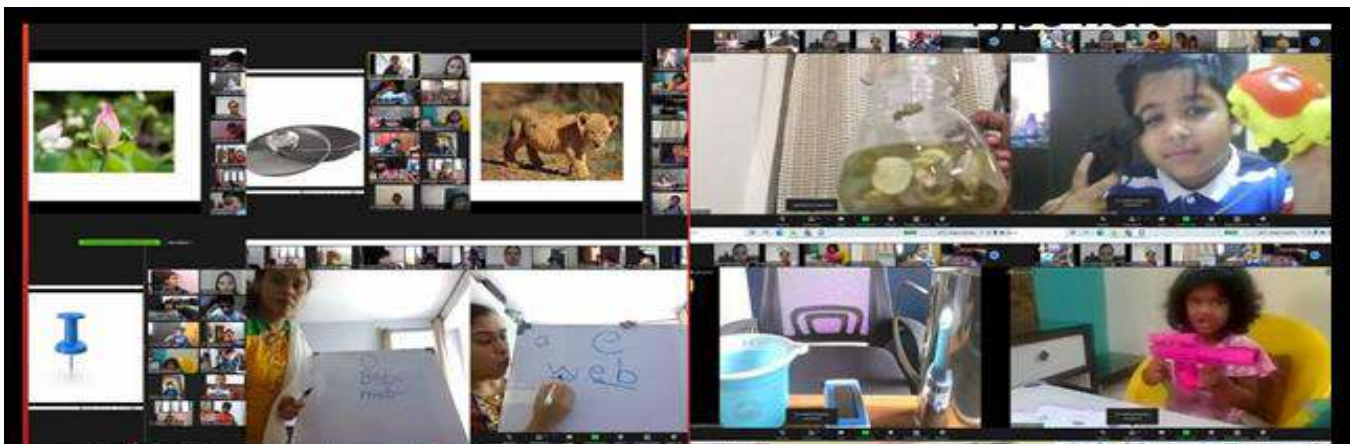
Children have learnt alphabets, vowels, consonants.

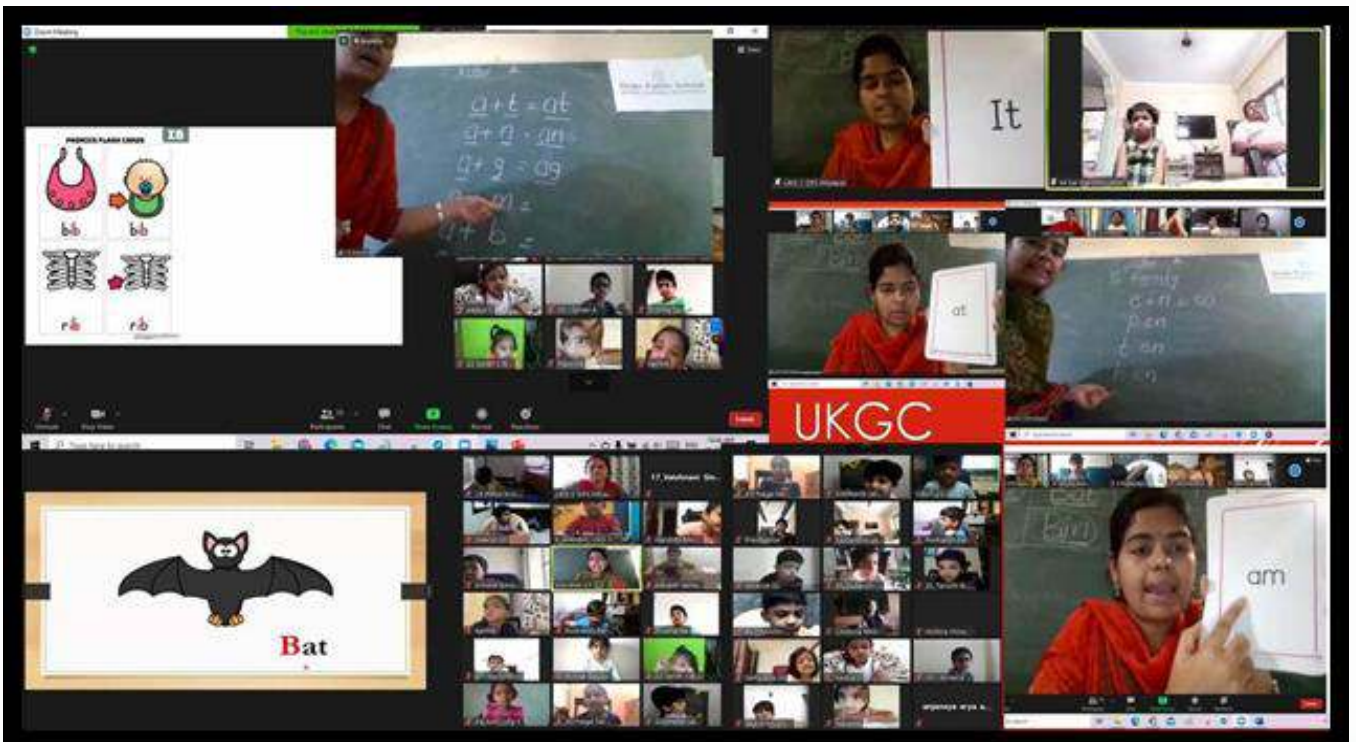
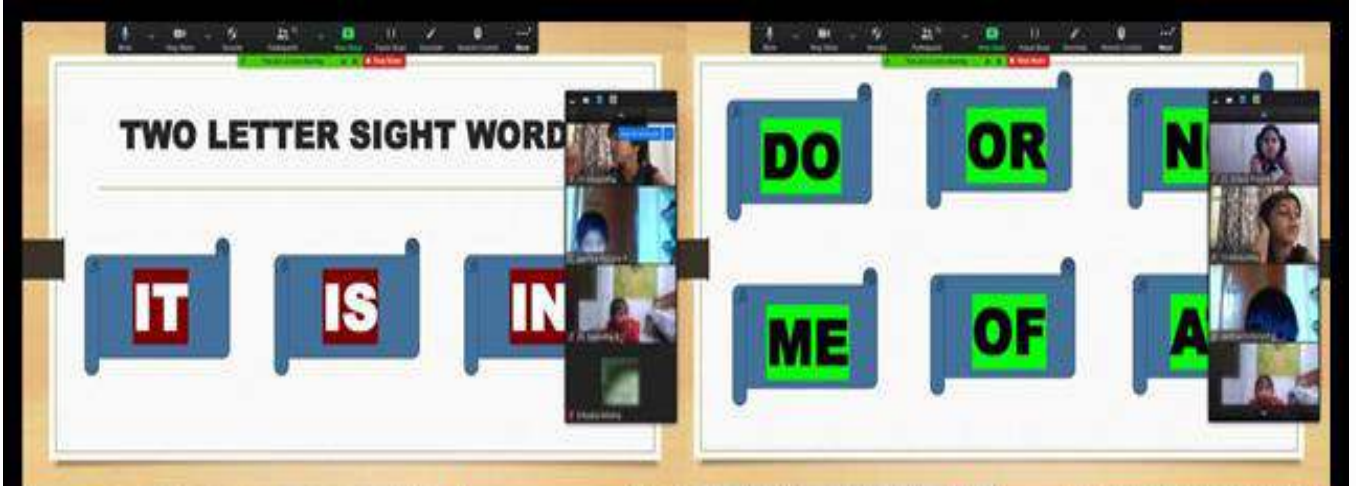
Sight words were introduced using flash cards and ppts, where children were taught to look at the word and read and how to use sight words in sentences.

Now they have learnt how we can add alphabets and make words. they have learnt how to make three letter words and their meaning.

a,e,i,o,u family words were taught using ppts, and by writing three letter words on board. Children were even asked to underline the words which they had learnt from newspaper, old books etc.

Children were even introduced rhyming words.





Sprouts have an important number of nutrients which make them very rich. Even though the specific ratio of nutrients varies from one sprout to the other, all of them generally contain high levels of folate, magnesium, phosphorus, and vitamin K. In fact, sprouts have higher amounts of these nutrients, than fully-grown versions of the same plants.

The students need a variety of salads, colourful vegetables, and sprouts to abide by the theme and promote healthy eating habits among children. All Grade 3 students as part of the BWB theme got colourful and nutritious salads for breakfast.

Grade - I Vowels and Consonants

In this activity the students had to draw a tree and separate vowels and consonants on it. Its aim was to make the students understand the importance of vowels, to learn new vocabulary, to practice phonic sounds and to understand the usage of vowels.

Through this activity the students were able to differentiate between vowels and consonants. They could write a letter or letters to represent consonant and short-vowel sounds and were able to distinguish between vowels and consonants.






Short and long vowel sounds

In this activity, children were shown a few words and were asked to classify them into long and short vowels with the help of flashcards. Its aims included to understand the difference between long and short vowels, to learn that long vowel sounds are the same sounds as the name of the letter, to understand short vowel sounds are the other sounds that a letter can make and to be able to identify long and short vowel sounds by the sound of the vowels. Throughout this activity students could recognize and differentiate between the sound of the letter and the name of the letter. When students know how to decode vowels, it helps them with understanding words.



Mindmap “sand”

The activity was done for the poem 'Sand'. Children were asked to draw a colourful mind map based on the questions which were given to them in their notebooks. Its aims included to learn more about sand and where can we find it, to know different kinds of shells and objects that we find in sand, to understand the physical properties of sand through audio and visuals and to discover the outcome of the activity usage of magnets on sand through video. Through this activity the children have learned about the different places where sand can be found, the games that we can play in sand and the students could also share their own experiences with sand.



Days of the week

A model of this activity, 'days of the week', was shown in class by the teacher and children were asked to make the same. They were asked to make a day of the week wheel and three arrows in front of the wheel so that they can check What day is today? What was yesterday? And, What will be tomorrow? Its aim was to identify the days of the week and how many days there are in a week. To learn the spellings and order of the days. To know the first and last day of the week and to write the days of the week. Through this activity the students were able to identify all seven days of the week in order. They were able to answer random questions asked by the teacher for example - what comes before Monday, etc. And they learned to identify the days in the calendar and were able to answer which day comes before and after.





Bundle Counting

This activity was done in the class by using coloured pencils and other objects. Children were asked to count ten pencils and put them together in a bundle and add one pencil every time to the bundle and find the total. Through this activity, children learned that each bundle's value is ten and by adding numbers we can count forward. They can compare the numbers and recognize the number values. They have also learned to count backward and forward.



Topic : Paper Collage



An activity was done in the virtual classes for Grade 1 with hangers and cloth pegs. This activity was done with the aim to make students understand the concept of addition. The students used hangers for plus symbols and pegs to add the given numbers by the teacher. Through this activity the students were able to understand the role of addition in daily life. The activity helped them to learn to add objects. They learned what happens when a number is added with zero.



Weather and seasons

The students of Grade 1 were asked to draw the pictures shown by the class teacher according to the seasons. This was done with the aim of making students understand the difference between weather and season.

- To learn about the three seasons and the difference between them.
- To know that we wear clothes according to the season.
- To learn about different seasonal fruits.

At the end of this activity, Students were able to understand that we wear different clothes in different seasons. They learned about seasonal fruits and the precautions we take during harsh weather.





Clothes

The students were divided into groups and given different themes for example formal wear, clothes for summer, winter, and rainy. Children dressed according to the theme on their flashcards and spoke a few lines about what they were wearing. This activity taught students about different types and styles of clothes, to distinguish between casual and formalwear, to know about different kinds of material from which clothes are made and to know the source of raw materials cotton, wool, silk, etc. Through this activity, children were able to learn about different types of clothes. They were able to express their thoughts on their dress. They were also able to analyse the roles of weather and occasion in clothing choice.





Grade - II **Addition**

This Math activity was conducted on July 8th, 2021 during the online class across all sections of Grade 2. The objective of this activity was for children to be able to understand the addition of 2-digit numbers with and without regrouping. Before starting the activity children were asked to make 7 to 8 bundles of matchsticks using rubber bands, each bundle containing 10 matchsticks. Teachers gave the instructions and made children understand the concept of addition with and without regrouping using matchstick bundles to represent 2 digit numbers. For example, the number 23 was represented using 2 bundles and 3 matchsticks.


At the end of the activity, the students had learnt to write numbers in the correct place (tens, ones). To solve problems related to addition of numbers. To add two 2-digit numbers with and without regrouping and to add different objects together and to find out how many objects are there in total. The students tried addition and had fun with different combinations of 2-digit numbers of their choice.

**Story problems**

This Math SEA activity was sent to the students on July 13th, 2021 during the online class across all sections of Grade 2. Students were explained step wise on how to solve a story problem in their previous classes. They were asked to read and understand the story problem and then underline the key words. They were also asked to justify how the problem was solved. They were also taught how to write statements when they encounter a story problem in simple sentences by understanding the problem.

Through this activity the students learnt to read and define a problem, solve day to day problems related to addition of numbers and set up math story problems correctly and work on how to understand and write a word problem. Word problems teach problem solving, perseverance, open mindset and creativity. It shows kids how math works in the real world.





Speaking skills

As part of Grade 2 Telugu classes, the teachers conducted a speaking skills activity based on their first lesson, which is about 'flowers'. Students displayed a few flowers and spoke about them. Through this activity students improved in framing the sentences flawlessly, they also learned to use a few new words and pronounce them effortlessly. This activity helped students improve their language fluency and gained perfection in speech. Students participated in this activity very enthusiastically.

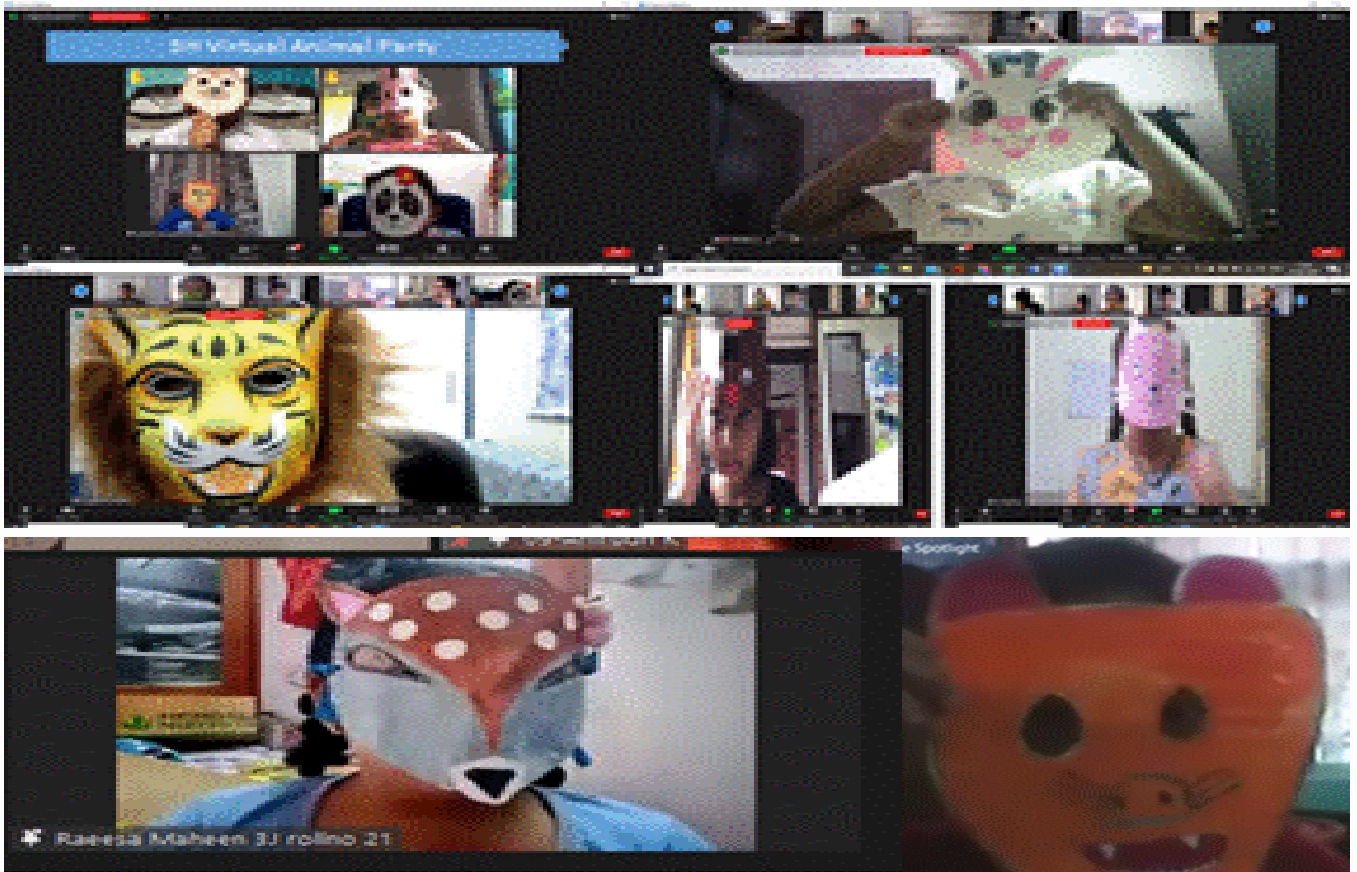
Telugu Grammar activity

To make the lessons more interesting the telugu teachers of Grade 2 decided on giving the students not only a fun but also an educational activity based on the grammar topic 'dworthwakshar'. Students were asked to bring some objects and name them. They were then asked to write them down and identify the dworthwakshar if any. Through this activity, students not only understood the topic but also got a grip on the language. Their thinking and writing skills were also tested by this activity. They thoroughly enjoyed partaking in this activity.

Grade - III Animal Masks

As an activity for the chapter 'Eating Habits of Animals', the students of Grade 3 made animal masks. They were divided into groups named herbivores, carnivores, and omnivores. The activity helped the students learn about the different eating habits of animals and their respective classification. They enjoyed doing this fun and engrossing activity.





Addition flower

The Addition Flower is a great activity to use as an assessment of the student's addition skills and to enhance their logical thinking skills. The Children of grade 3 were asked to calculate the sum of a few given numbers. Depending on the sum, they coloured the petals of the flower as mentioned in the instructions of the activity.




What a unique planet our earth is

We live on a unique planet. Learning about our Earth and its place in the solar system is an essential and insightful part of a student's education, as it teaches them how valuable our planet is and motivates them to keep the planet as safe and healthy as possible. The students of Grade 3, studied and recapitulated the various information about our Planet 'Earth' by watching videos related to the topic, exchanging their knowledge through the Globe, world map, and key facts they had learned during the classroom discussions. It was an enriching learning experience for the students to learn about our home 'Earth'.




Types of sentences

Learning becomes more captivating and easier to remember when it is task based. Keeping this in mind, the English teachers of Class 3 conducted an activity to check the students' understanding of "Types of Sentences". The children were told to get 4 different coloured strips. The teachers read out some sentences and the students had to raise the corresponding strip to identify the type of sentence.



Happiness Jar Activity

In order to increase positivity, students were instructed to take a jar and label it as 'Happiness Jar'. Every day the child was supposed to write down a positive word on a piece of paper and drop it in the jar. The activity began during the summer vacation and continues till date. This activity has built up enthusiasm and has helped students expand their English vocabulary. It is an absolute joy to know that the efforts put into this activity have paid off, when the children share their positive word and its meaning with the rest of the class.

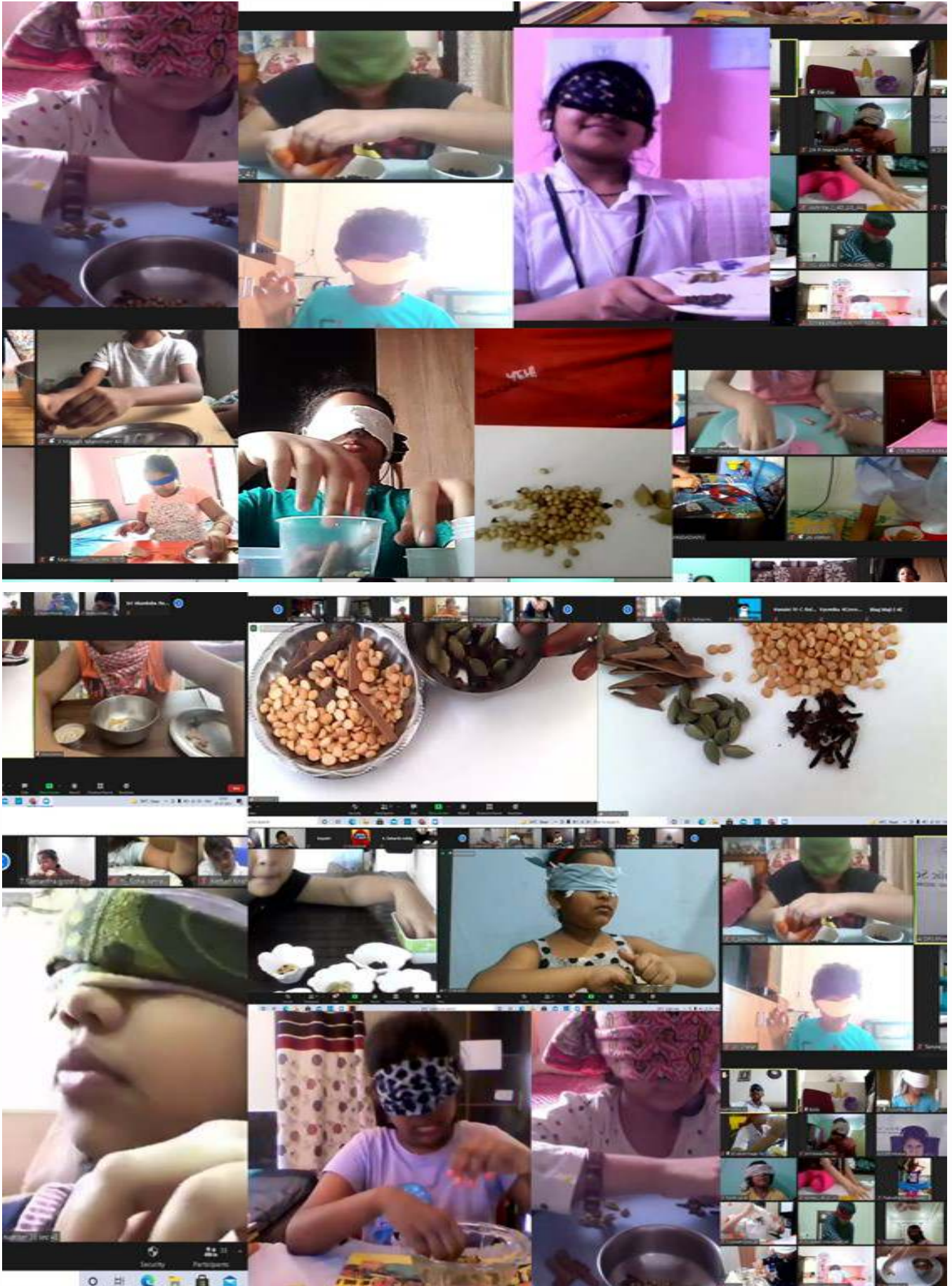


Grade - IV Blind Fold Activity

To sensitize children about the importance of having sight and what it's like not being able to use the sense to see, a blindfold activity was conducted across sections in Grade 4. The activity was part of the Insights-Resources- Application (IRA). The IRA is a teaching strategy used to avoid surface learning and to sensitize children on being caring, compassionate and thankful. This activity was conducted to simulate the disabilities relating to eyesight and as a general awareness of the challenges that people with disabilities face.

As part of the activity, children were asked to bring different types of spices in a bowl. They were then asked to get blindfold and segregate the spices separately by using his/her's sense organs. Children took the help of their family members when blindfolding and arranging the spices. Throughout this activity, science integration was done successfully, where children identified the different spices and learnt about the sense organs. Children used their sense of touch and smell while segregating the spices. It was a fun and educational activity which was thoroughly enjoyed by the children. The aim is to make the children understand and explore the sense of sight while learning about the other senses, which was successfully achieved through the activity.





Grade - V Paragraph writing activity

*“There are no secrets to success.
It is the result of preparation,
hard work and learning from failure.”*



The students of grade 5, across all the sections were divided into groups for a paragraph writing activity. Each class was divided into 6 groups.

Each of these groups were shown a picture and then sent to the breakout room. The children then deduced and came up with the main idea, the topic sentence, supporting sentences and the conclusion. This activity helped the students in learning to work as a team as well as improve their writing skills.

Travel Brochure

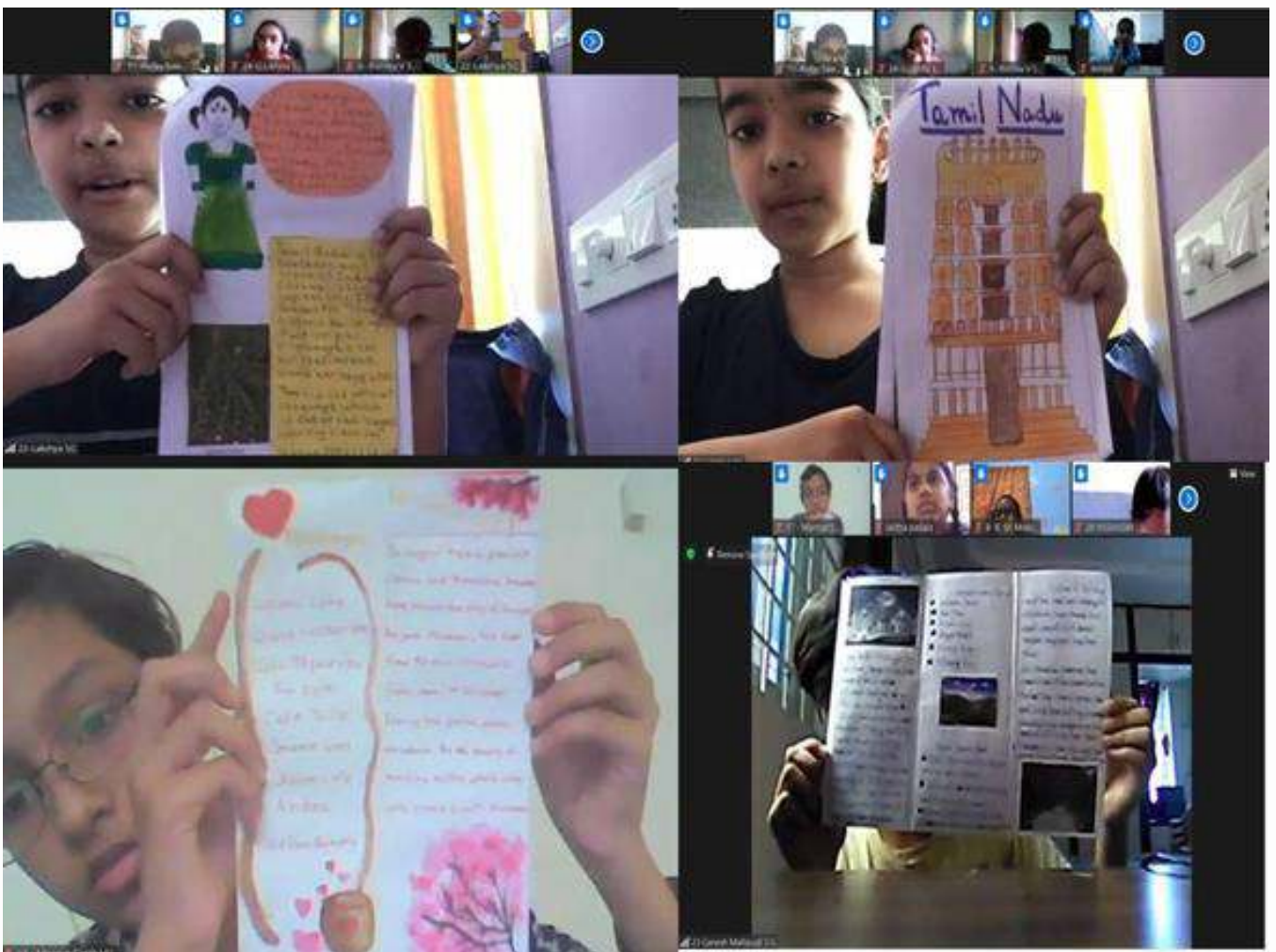
Students of Grade 5 were taught a lesson called 'Dal for the Nawab', in which they learnt about the culture and lifestyle of the city of Lucknow. To exhibit their knowledge, the children were asked to make a travel brochure of any place in India that they had visited. Their hand-made brochure included things like the details of the place for example, famous tourist spots, restaurants, best time to visit, how to reach the place, food, culture and one thing they liked the most about that place. The students were asked to show the brochure in class. This activity helped the students understand that visiting places is not only for having fun but also to enhance their knowledge about the rich culture and traditions of the places they visit.



Major Landforms

A subject enrichment activity was conducted for students of Grade 5 after the explanation of the social science topic, Major Landforms. Students were instructed to analyze the different landforms and write about their favorite one and present it pictorially on an online platform called Padlet. This activity of writing about their favorite landform is an extension of understanding their writing strength. In their write-ups they have to include the features of their

favorite landform and think reflect on it. This adds comprehensive learning and content revisiting in the activity. They were asked to make drawings of their landform to determine their creative sensibilities with originality of thought and expression. The inclusion of pictures drawn by them adds the element of fun along with learning.



Mark me right activity

In this activity the students were instructed to mark latitudes by using a world map and colour paper on a sheet and label the important imaginary lines. This activity helped the students learn the important features of latitudes like they are parallels to each other and their size reduces as it approaches the poles. Also, they learnt the degrees of the major latitudes and how to write them. The places on which the important latitudes pass became clear to them. They could also play with the flipping lines of latitudes guessing the names and degrees and this encouraged the children to do more activities like this.





Weather and climate

The students were instructed to record the weather at 9:00 am and 3:00 pm with a pictorial representation for the upcoming weekend. This activity provided the students a chance to observe the weather of a day practically and notice the changes in its condition at different time periods. When they provided a pictorial representation of the same they learned the symbols where they could easily denote which part of the day was sunny, rainy or cloudy.



Advance Organizer

The students of Grade 6 were asked to recollect about the effect of nutrients and connect them to the diseases caused due to consumption of excess or deficient quantities of them. They were instructed to draw it in the form of a graphic organizer in their notebooks. The students were allowed to choose a nutrient and describe the effect of the nutrient, when taken in the right quantity, taken in less quantity, taken in excess quantity.



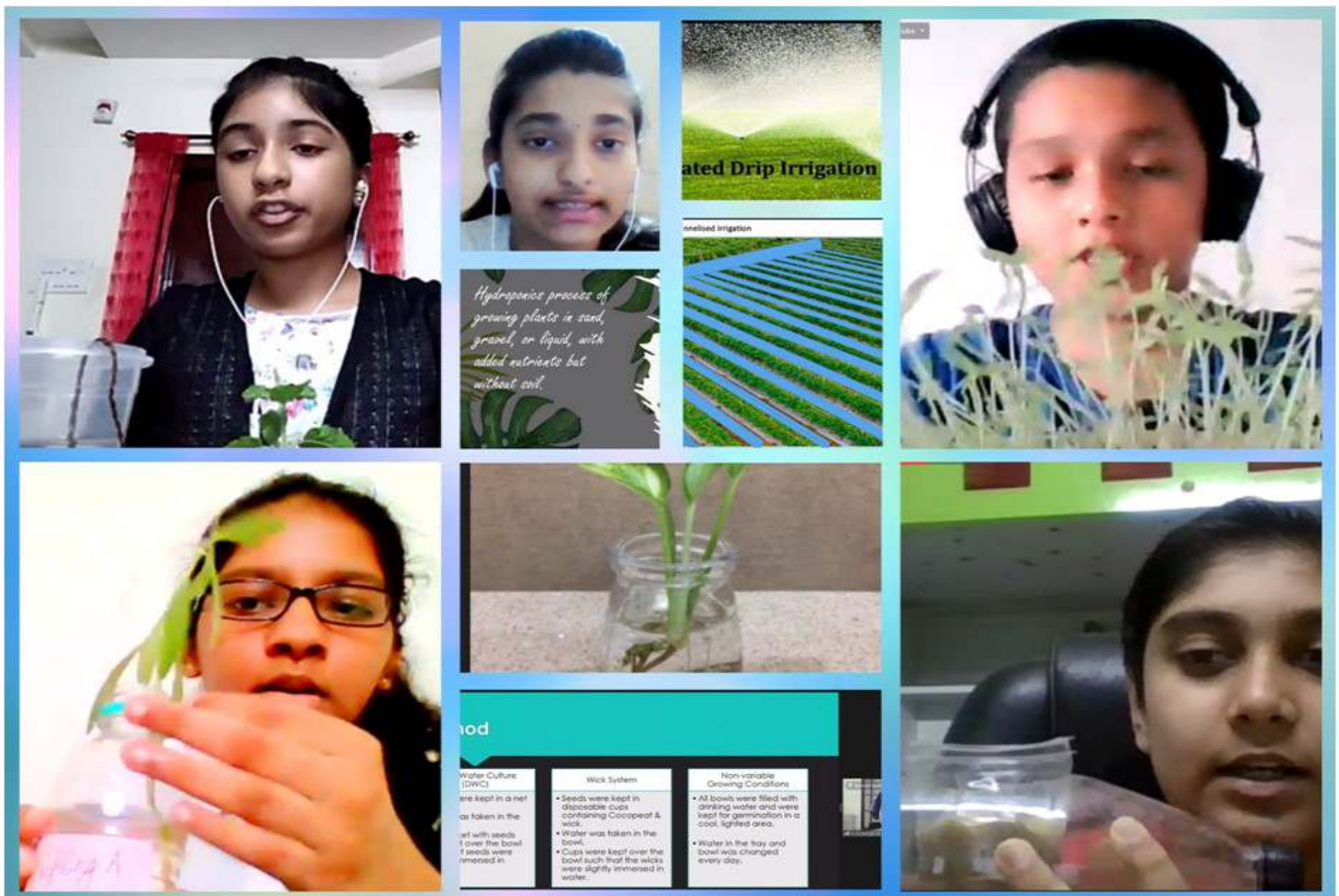
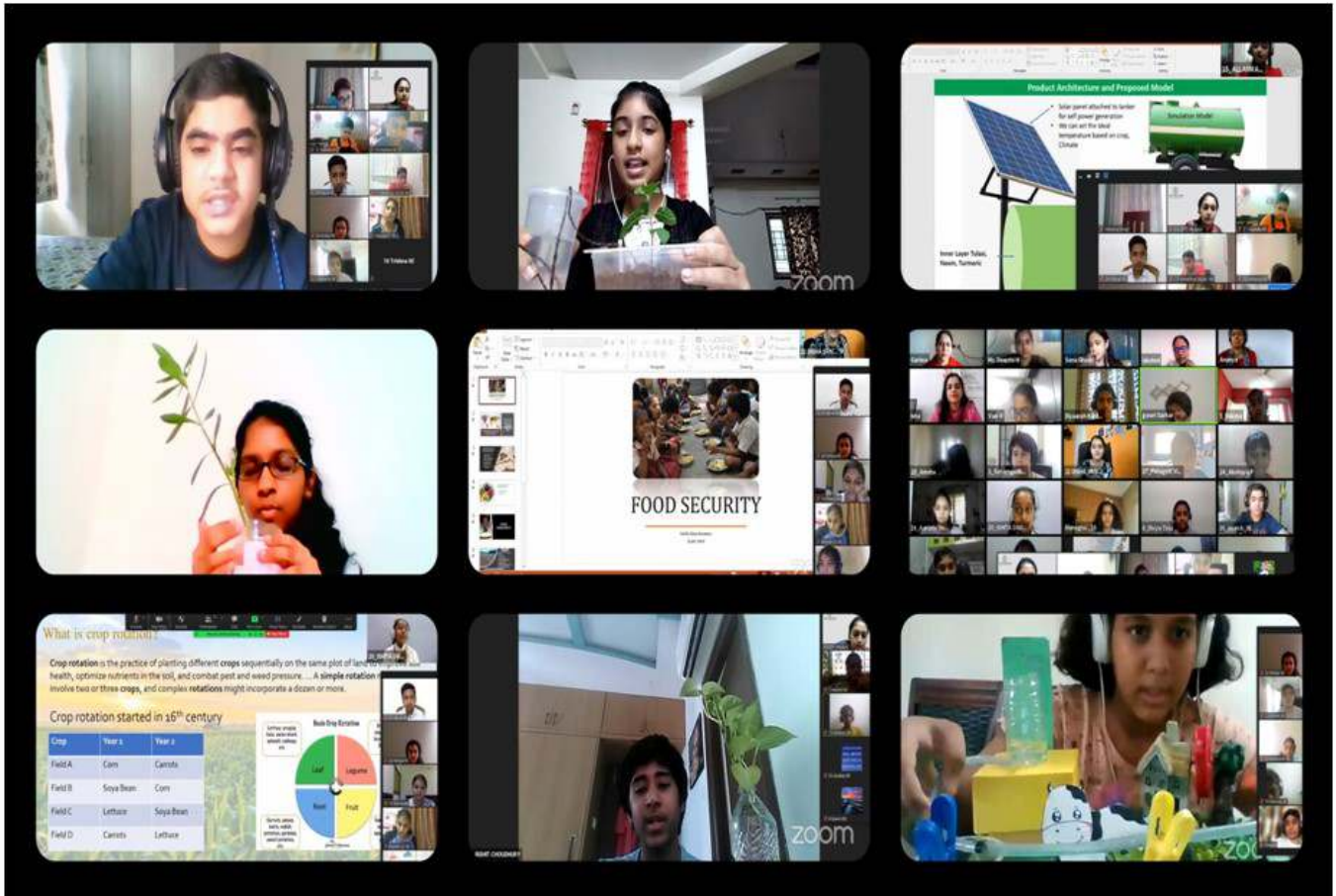
Grade - IX

Innovative Techniques of Growing Plants in Small Spaces / Home Balconies

Students of Grade IX were lucky enough to have a wonderful session by Dr Barnali Mal (USA) on Innovative Techniques of Growing Plants in Small Spaces like Home Balconies. Dr Barnali, being an expert in the topic, thrilled the students both with theory and practical, and enriched the curiosity in them to plunge themselves into an act of home gardening.

The session began with the introductory note by our respected head, Mrs. Gowri Sarkar and carried on with Dr Barnali. She began explaining about soil PH and the importance of identifying the PH levels and displaying a couple of samples of soil and their PH level.





Grade - X **Turmeric magic**

The students of grade 10 were asked to creatively test the action of turmeric as a visual indicator on paper using acidic and basic items found in their households, like lemon juice, vinegar, soap solution and detergent solution. The red colour indicates the presence of a base and no colour change indicates the presence of an acid.



Making of a scientist

*“Curiosity is the spark behind the spark of every great idea.
The world belongs to those who are curious.”*



This statement was given to the students of grade 10. Based on this topic, the students were divided into 5 groups and were asked to validate these statements by researching famous personalities, drawing real life instances and presenting them in the class in the form of 3-minute messages.



Conclusion

As we march into the month of September with new hopes and ambition, we look back upon the unforgettable memories of July which included the induction of our young leaders, nail biting inter house competitions and weekly tests, that fuelled this jam packed month. Thank you for being with us on our academic journey.



The Editorial Team

The Members of Literary Club, DPS Miyapur



**SANGHITA
DUTTA**



**DHAIRYA
PURSWANI**



**RAVVA
SRINITYA**



**SHYLAVI
GARIKAPATI**



**PRANEEL
SADANGI**



**MANVITHA
PANDILLA PALLI**



**YASHANSHI
MISHRA**



**ABHIGNA
RAMAVAJHALA**



**SAMARDH
CHENNURU**

UNIT OUR NEXT ISSUE, STAY SAFE, STAY HAPPY AND STAY HEALTHY !

Phone : +91-7331100202/303

Email: info@dpsmiyapur.com

