



DELHI PUBLIC SCHOOL, Miyapur

DIPSBUZZ

VOLUME. 9 ISSUE. 4

Page-1



DPS, Miyapur has always aimed at giving a holistic educational experience comprising of exciting classroom activities, memorable field trips, creative competitions, perfect assemblies, highly energetic games and has also provided opportunities for students to participate in different inter school competitions to enrich and assess their educational experience. In this respect, July was indeed a joyful month as the students of DPS, Miyapur got the opportunity to go on exciting and educational field trips, participated in highly competitive inter school competitions to prove their mettle and showcased their creativity and talent through beautiful assemblies and various inter house competitions.

INVESTITURE CEREMONY

Delhi Public School Miyapur brings forth the Leaders for Tomorrow

‘Great leaders never set out to be leaders, they set out to make a difference. It is never about the role. It is always about the goal!’

Delhi Public School Miyapur, conducted the prestigious Investiture and Awards Ceremony on 1st July 2023, inspiring the young students to discover the spark of leadership in them. The Student Council, consisting of forty-six student leaders, was scrupulously elected for the academic year 2023-24, with the purpose of impacting the school community positively. The students and the teachers of Grade VIII, along with the dance and music teams of the school, wonderfully orchestrated this whole ceremony to make it all the more endearing!

The auspicious event commenced with the lighting of the ceremonial lamp followed by the prayer song that created a divine atmosphere all around. The students, very eloquently, spoke about the essence and qualities of leadership, thereby motivating the audience to awaken the leader within! The programme was graced with some amazing dance and song performances. There was a stunning classical dance performance that invoked Lord Ganesha, instantly striking a chord with the audience. Then there was a very inspiring song that was composed by the Music Teacher of DPS Miyapur, Mr Mohit. The amazing melody and the rhythm of that song left the audience awestruck!

The Principal, Ms. Gowri Sarkar addressed the gathering and thereby welcomed the Chief Guest, Mr Durga Prasad IPS, DGP (Retd.) and the Pro-Vice Chairman, Mr. Ramesh Gorantla. DPS Miyapur was honoured by their presence. The Principal mentioned that leadership was not just about the thoughts but also about the actions and values of the person. She highlighted that a good leader should always strive to lead by example!

Next, came the most consequential part of the ceremony. The esteemed guests, accompanied by Principal Ma'am, handed over the leadership responsibilities to the Student Council members, by pinning the badges and putting the sashes around them. The young leaders consisted of the School Heads, the Sports Captains, the House Captains, the School Ambassadors, the Editorial Team (Darpan) Secretaries, the Community Outreach Team (Disha) Secretaries and the Peer Counsellor Team (Mitra) Secretaries. After that, the responsibilities of the House Wardens were

handed over to the selected teachers by the Principal. The emerging leaders, headed by Head Boy, Moses John and Head Girl, Parakh Kaushik, took the solemn oath to sincerely deliver their duties with absolute commitment and integrity! These leaders were now the torchbearers of the values of DPS Miyapur. Head Girl, Parakh Kaushik, in her acceptance speech said that it was a responsibility that was entrusted upon her and she hoped to live up to the expectations of the school. That was indeed a very proud and sacred moment for everyone, especially the parents, whose happiness surely knew no bounds! The Award Ceremony for the students commenced right after that. The meritorious students were presented with Scholar jackets, Scholar Blazers and Silver Coins(10gm) for their remarkable achievements in academics for the year 2022-23.

The respected Chief Guest addressed the gathering, and his motivating words inspired the young minds to believe that each of them was capable of bringing about a positive difference in the school as well as the society and thereby transforming the vision of DPS Miyapur into a reality!

He quite insightfully remarked that a true leader must have both passion and compassion and should know how to value his/her team. After that, the dance performance resonated with the theme of leadership, and it completely rocked the audience! Some of the proud parents happily shared their thoughts about DPS Miyapur. They acknowledged the immense contribution of the school to their children's lives. They also appreciated the efforts of the Principal for constantly striving to give the students the best in education and also ensuring that all her students get an excellent all-around development.

Finally, the Head Boy rendered the Vote of Thanks, and the ceremony concluded with the National Anthem. It was indeed a very memorable occasion, and everybody was proud to see the young students embarking upon a new journey as leaders.





**“Happiness is not by chance,
but by choice.” – Jim Rohn**



Inauguration of the Activity Room

“What we learn with Pleasure, we never forget.”
~ Alfred Mercier

Activities are not just pastimes; they are essential building blocks in a child's growth and development. Thus, the activity rooms are designed to make learning more fun and exciting.

From fostering cognitive abilities to nurturing emotional intelligence and physical fitness, these experiences contribute to well-rounded individuals ready to face life's challenges. As educators, providing ample opportunities for children to explore different activities is an investment in their future success and happiness.



To encourage and support the students' curiosity, creativity, and enthusiasm as they embark on a journey of self-discovery through a diverse range of activities, the Activity Room was inaugurated at DPS Miyapur by the Principal, Ms. Gowri Sarkar, on 31st July, 2023.



G20 - Fostering Global Cooperation and Unity

Grade 9 and 11

The students of Grade 9 and 11 organized a captivating special assembly centred around the topic of G20, a prominent international forum for economic cooperation and global issues. The assembly was graced by the Principal ma'am, Ms Gowri Sarkar and the headmistress, Ms Raina Bhatt.

The assembly commenced with a ceremonial lamp lighting, symbolizing the invocation of knowledge and wisdom.

To provide a historical context, a visually appealing timeline presentation was delivered, illustrating the establishment and evolution of the G20. The timeline highlighted key milestones and significant events in the forum's journey, enlightening the audience about its purpose and growth as a global platform for cooperation and dialogue.

This was followed by a melodious song, embodying India's presidency and the G20 motto, "Vasudhaiva Kutumbakam" (The world is one family). The song celebrated the values of inclusivity, harmony, and mutual respect, emphasizing the spirit of unity that the G20 promotes. Accompanying this melodious rendition, students adorned in the traditional attire representing the member nations of the G20 paraded on stage, accompanied by the powerful message of "Vasudhaiva Kutumbakam" – the world is one family.

A dynamic and interactive street play was performed, showcasing the functioning and importance of the G20. The play engaged the audience through lively performances and demonstrated how G20 member countries collaborate to find solutions and foster development.

Another captivating dance was presented, focusing on the theme of peace as a fundamental objective of the G20. The lyrics highlighted the importance of cooperation and diplomacy in addressing global challenges, reminding everyone that peace is the cornerstone of progress and prosperity.

A skit was enacted, portraying a G20 Meeting of Agricultural Chief Scientists held in Varanasi, India. The skit showcased the exchange of ideas and collaborative efforts among scientists from various countries to address agricultural challenges, promote sustainable practices, and ensure food security. The skit demonstrated the role of G20 in fostering international cooperation to benefit humanity. It highlighted the role of Millets in providing food security cover to the entire world.

A mesmerizing classical dance depicting the meaning of G20 logo with captivating mudras was the highlight of the entire presentation.

To enhance audience interaction, a chatbot was incorporated, providing a fun element during the assembly. The entire assembly was threaded with an engaging script.

At the conclusion of the assembly, both the principal and the headmistress were requested to share their reflections on the event. They provided feedback on the students' performance, highlighting the importance of such initiatives in promoting awareness, global citizenship, and the development of essential skills. The questionnaire was also shared with the students of grades 9 to 12.

The special assembly on G20 successfully conveyed the significance of international collaboration, economic cooperation, and the pursuit of peace. Through the timeline presentation, street play, songs, skit, and the inclusion of a chatbot, the students effectively educated and engaged the audience. The assembly left a lasting impression, reminding everyone of the shared responsibility to work together for a better future. As the national anthem reverberated through the auditorium, it served as a reminder of the pride and unity that binds the nation and its aspirations for global harmony.



“When you have a dream, you’ve got to grab it and never let go.” ~ Carol Burnett







BAGLESS DAY

Happiness is seeing the smile on a child's face

Grade 4

Several days are observed as No Bag Day at DPS- Miyapur to help children experience joyful learning. Students of Grade 4 had their Special Assembly on Thursday, 13 July 2023. The special assembly was followed by Bagless Day -2 for grade4. A plethora of activities were planned that revolved around the theme- "Safety and Well Being." and these activities also provided a platform to the young learners to apply what they have learnt during the entire process of preparing for a theme based assembly. Reflections written by children after the completion of activities were thought provoking and children were able to connect and grasp the real essence of the assembly.





"You have brains in your head. You have feet in your shoes. You can steer yourself any direction you choose.

~Dr. Seuss

BAGLESS DAY -3

Grade 6

“What We Learn With Joy, We Never Forget.”

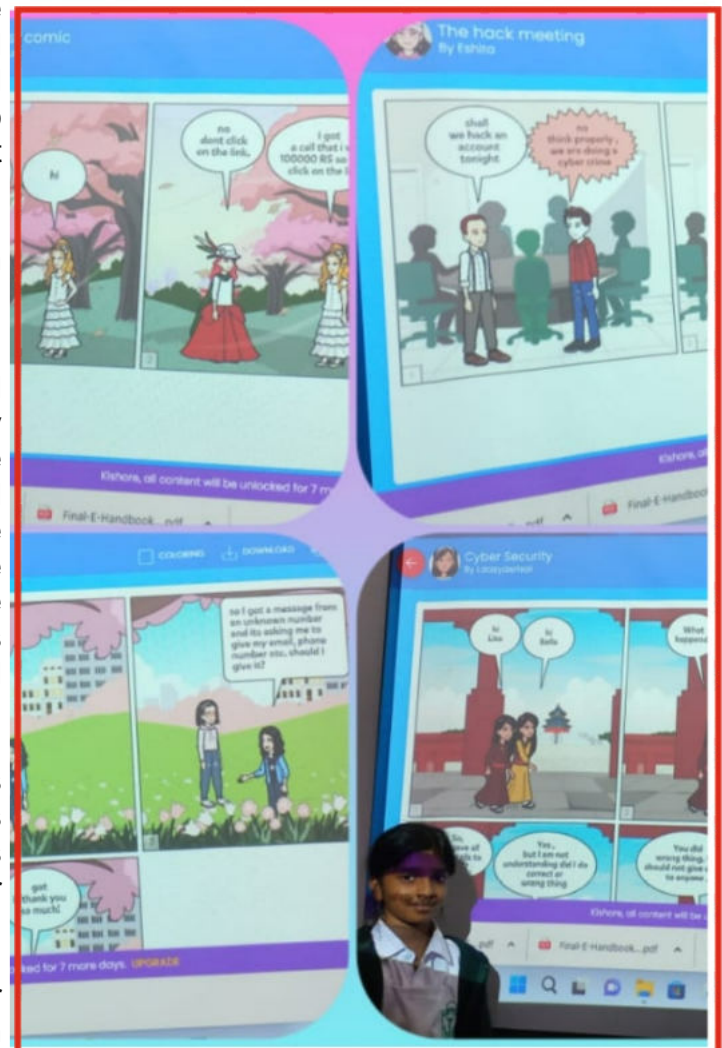
Bagless day in school not only provides a platform to encourage students to participate in extra-curricular activities but also is an attempt to provide a different module of learning for better performance. The third bagless day was observed for Grade VI on Friday, 7th July 2023 to retain the freshness in learning. A plethora of fun filled and engaging activities were planned - movie making, art activities, digital literacy, fireless cooking and essential skills that focussed on developing creativity, speaking, listening and fine motor skills of the students.

For the better execution of the plan, children were grouped section wise and each group was allotted a different activity. Our junior directors understood the nuances of movie making, the enthusiastic artists felt delighted while giving colours to their imagination and making beautiful greeting cards. Students also discovered their flair for stitching and learnt about the essential skills like covering books, gift wrapping, table etiquette, stain removal using kitchen solvents and had hands-on experience with the simple tools like peeler, hammer etc.

The young chefs enjoyed making and relishing delicious fruit salad and some healthy juices. Their cheerful countenance while offering their dish to teachers was beyond words. Tips to make tutti frutti at home were shared by students themselves. At the same time, students were sensitised about the need to avoid wastage of food. The focus was to make them realise the importance of food and the ill effects of wasting food.

Another important skill that was taught was budgeting. The students presented their views on topics like “Why saving money is important?” and “How do they spend their pocket money?”

Teachers too had a wonderful time with their students as they were able to interact much more than usual school days.









FIELD TRIP

GRADE 7

"The threads of the present are woven in the past"

In lieu of the above saying, the students of grade 7 of DPS Miyapur were taken on a field trip to the H.E.H Nizam's Museum in two batches. The first batch (Section F,G,H,I and J) went on 12th July, 2023, Thursday and the 2nd batch on 19th July, 2023. The excited batch of students started their journey at 8:15 am in the morning in a pursuit to know more about their past.

The Nizam's museum had a treasure of information about the Nizam's rule during Qutub Shahi and Asaf Jhahi dynasties. The students were awestruck by the beauty and finishing of the different artifacts used by the Nizam's and awe inspired by the efficient and all inclusive and secular rule of the 6th Nizam of Hyderabad, Mir Osman Ali Khan, one of the richest men in the world during his times.

The secular nature of the architecture of Osmania University, the extravagant life of the Nizam, the different models made out of silver and gold for the development of Hyderabad, the stories of Nizam's philanthropy moved the children in more than one way. The Manual lift, the 3D picture made out of diamond dust and the walk-in wardrobe were the major attractions.

The knowledge and understanding gathered in the visit of the museum made up for the long but pleasant journey. Overall, the visit to the Nizam's museum was a resounding success, providing the students with a profound and enriching educational experience. As they returned to school, they carried with them a newfound admiration for their history and a renewed curiosity to explore the threads that connect their present to the past.







“Field trips can create wonder and excitement for learning, and so educators should leverage field trips as a tool to launch questions and research . “

INTER HOUSE COMPETITIONS

NIMBLE FINGERS GRADE- LKG

"We are what we repeatedly do.

Excellence, therefore, is not an act but a habit."


– Aristotle

Fine motor skills are a central part of our lives. By developing their fine motor control, children are able to access so many more things, and become confident and able people. Developing fine motor skills in children is incredibly important. Everyone understands the impact this will have on early writing, but this is only a tiny portion of the full picture.

To enhance the fine motor skills, NIMBLE FINGERS (sorting the grains) competition was held on 13th JULY, 2023 in LKG class. Each student was given 1 minute to complete the task. All the students participated actively in the competition.

It was a treat to watch the little children participate in the first Inter-house competition with full interest and enthusiasm. It was a very good attempt to bring children one step further in enhancing their life skills like being able to do the work, eye- hand coordination and boost self- esteem. All the students enjoyed the event throughout. They sorted out 6 different grains with keen concentration and followed the teacher's instructions very well.

Children were judged based on attention & concentration, identification of grains, neat arrangement and time limit.





THE WINNERS ARE:

S.no	Class	Position	Name	Gender	House
1.	LKG A	FIRST	AADYA KOGANTI	GIRL	JAL
		SECOND	MAMIDI TAHASWINI DHURVIKA	GIRL	PRITHVI
		THIRD	DIKSHITA BHATTACHERJEE	GIRL	AGNI
2.	LKG B	FIRST	VEDASREE NAGASAI KALLEPALLI	GIRL	PRITHVI
		SECOND	AGASTYA	BOY	AAKASH
		THIRD	SAHITHI MANNA	GIRL	AAKASH
3.	LKG C	FIRST	NAGAMANDLA SAHASRA	GIRL	AGNI
		SECOND	BOINA KARTHIK	BOY	AGNI
		THIRD	GOPIREDDY GOPIKA YASHASHVI REDDY	GIRL	JAL
4.	LKG D	FIRST	VEMULA SRI ANVIKA	GIRL	JAL
		SECOND	KORUKONDA JERUSHA	GIRL	AAKASH
		THIRD	NIVRITHI REDDY MUTUKUNDU	GIRL	AGNI

S.no	Class section	Position	Name	Gender	House
4.	UKG D	FIRST	1.NANDANI KATTA	GIRL	PRITHVI
		SECOND	1.SOHA REDDY MANYAM 2.KONGARA DEVANSH HARI HARAN	GIRL BOY	PRITHVI JAL
		THIRD	1.CHAITRA ANUMUKONDA	GIRL	JAL
5.	UKG E	FIRST	1.ADVIT KUMAR SINGH	BOY	PRITHVI
		SECOND	1. KVS GOKEERTI 2. KAJA DHRUV	GIRL GIRL	JAL JAL
		THIRD	1.MARELLA MEDHA TANMAYEE	GIRL	JAL



**“I cannot teach anybody anything.
I can only make them think.” ~ Socrates**

VEGGIES EXPRESS

UKG on 13th July, 2023

The world is but a canvas to imagination.

~ Henry David Thoreau

Every child is an artist and almost all creativity comes from purposeful play. The Tiny tots of kindergarten enjoyed the IHC - Fun with veggies which was held on 13.07.2023. It has taken place in their respective classrooms between 10a.m to 11 a.m. Practice for this competition has given a week before in the craft and painting book. Our tiny tots from UKG enthusiastically participated in this activity.

This competition enhances the child's spatial awareness, eye - hand coordination, fine motor skills, recognition of colours, identifying different vegetables and their shapes. Students brought different vegetables and made that day so colourful by printing vegetables using different colours.



The teachers guided the children step by step the art of vegetable printing. Children made expressions of vegetables on the provided print out sheet of umbrella which was given to them. children did vegetable printing with creativity as every child is an artist. Creativity is all about experimenting, growing and having fun.

THE WINNERS ARE:

S.no	Class	Position	Name	Gende	House
1.	UKG A	FIRST	1. MALLELA	BOY	AAKASH
		SECOND	1. MANCHINA KARAN SAI 2. SAANVI SREE KADANDA	BOY GIRL	AAKASH AGNI
		THIRD	1.RAYABHARAM SAI SANVIKA	GIRL	JAL
2.	UKG B	FIRST	1.TEJAS PATEL	BOY	PRITHVI
		SECOND	1.PRANEESHA SADANGI	GIRL	JAL
		THIRD	1. DIVISHA SINGH	GIRL	AAKASH
3.	UKG C	FIRST	1.HEZA NIAM	GIRL	AGNI
		SECOND	1.OBULAMPALLI SKANDAN	BOY	AGNI
		THIRD	1. ANIRUDH SINGARAPU	BOY	AAKASH



SO



CUTE







**“Opportunities don't happen,
you create them.”**

SHAPE YOUR THOUGHTS

**“We become what we behold. We shape our tools and then our tools shape us”.
-Marshall McLuhan**

THEME - SCENERY with the given shapes (circle, oval, rectangle, triangle, diamond, square)

Learning shapes not only helps children identify and organize visual information, it also helps them to learn skills in other areas including reading, math and environmental science. For example, an early step in understanding numbers and letters is to recognise their shape. Learning shapes also helps children understand other signs and symbols. To help your child learn abstract art in a fun way, DPS, Miyapur organised “Shape your Thoughts” inter-house competition for Grade 1.

Students were asked to bring the cutouts of the shapes and arrange the shapes into a scenery. Students participated with great enthusiasm and interest.



The Winners are:

S.no	Class	Position	Name	House
1.	1 A	FIRST	V SARVAN VIBHAV	PRITHVI
		SECOND	SAMSrita SEETHEPALLI	JAL
		THIRD	BOTTA SREE HARI JIGYAAS	AGNI
2.	1 B	FIRST	SHRESTA SAMAL	JAL
		SECOND	VASAM PARTHU NANDAN	JAL
		THIRD	YUVINVEER KAMAR	AAKASH
3.	1 C	FIRST	REKULAPALLY NIHASVI REDDY	AGNI
		SECOND	AAVYA TRINAYANI BHARDWAJ	JAL
		THIRD	CHITTA VAISHNAVI	AAKASH
4.	1D	FIRST	HANITH SAHOO	JAL
		SECOND	CHITTEPU SRINIVASA REDDY	AKASH
		THIRD	ABHIRAM BOJJA GATTU SAI KARTHIKEYA	AGNI PRITHVI
5	1E	FIRST	THOTA ISHAAN	AAKASH
		SECOND	MITHILESH PUPPALA	AGNI
		THIRD	SRI ADHARVA ACHANTA	AGNI
6.	1 F	FIRST	SHANVIKA DAS	AAKASH
		SECOND	SANSKRITI SAMAJDAR	JAL
		THIRD	DHRUVA GADEPALLI	AGNI

S.no	Class	Position	Name	House
7.	1 G	FIRST	KOPPULA AAGHNYA	AAKASH
		SECOND	LAVU NIHAL	JAL
		THIRD	NANDINI CHAUDHURI	AGNI
8.	1 H	FIRST	SREERAMA HARSHA VARDHAN	PRITHVI
		SECOND	SHREYAS VIHAAN PARANAM SHUBHANGI BISOI	PRITHVI PRITHVI
		THIRD	SEREDDY YOGNAVI	AGNI
9.	1 I	FIRST	MAHIRA GUPTA	AGNI
		SECOND	AADI MENGHANI	PRITHVI
		THIRD	VISHITA KUTTHUMOLO	JAL
10.	1 J	FIRST	YUVAAN SHARMA	PRITHVI
		SECOND	P VEDITH	AGNI
		THIRD	POTNURU NISHANT	AGNI

**“Your attitude, not your aptitude,
will determine your altitude.”**

~ Zig Ziglar

POETRY RECITATION - OUR NATURE OUR FUTURE

Grade 2

*"Poetry is when an emotion has
found its thought and the
thought has found words
~" Robert Frost*

Poetry recitation is a literary work where ideas and feelings accentuated with the use of distinctive style and rhythm, delivered through a public speaking activity with focus on rhythm, alliteration of some repetitions. Poetry recitation helps to emphasize the sound and the rhythm of language, thus building a child's phonemic awareness and help to solidify a foundation for reading abilities.

Taking all these facts into consideration, DPS Miyapur organized a Group Poetry Recitation Competition (Our Nature Our Future) for Grade 2 on 05.07.23.

Each section was given a name to create its own uniqueness.

1. SECTION A- BLAZE (Nature)
2. SECTION B - CANYON (Nature we love you)
3. SECTION C - ARIEL (Mother nature our future)
4. SECTION D - DAPHNE (Make it green)
5. SECTION E - TREVOR (Why you must chop the trees down?)
6. SECTION F - CASPIAN (Nature Knows)
7. SECTION G - AURORA (Nature Our Future)
8. SECTION H - AMBER (Walking through nature)
9. SECTION I - JASPER (The nature and the future)

The competition inspired the young poets to come forward and recite in groups. The children of each section came up with different poems related to NATURE and recited them with great fondness, creativity and confidence.

They exhibited their creativity with placards, drawings, crafts and things that depicted nature with great zeal and enthusiasm. The perfection of expression, thoughts, emotions, rhythm and music of words was greatly appreciated by the Headmistress Ms. Raina Bhatt ma' and the Judges.

And the winners are....

S.No	Section	Team Name	Position
1	Section H	AMBER	I
2	Section A	BLAZE	II
3	Section I	JASPER	III

The winner team was awarded with certificates by Headmistress Raina Bhatt Ma'am and Judges Ms. Roopa Handebagh & Ms Srijita Sarkar. The programme concluded with Ms. Nirmala, giving the vote of thanks followed by 'Thank You' cards.







POWER OF MATHS

Grade 8

“Go down deep enough into anything and you will find mathematics.”
~Dean Schlicter

To add colors to students' imagination regarding the importance of **Math** in their daily life, an Inter House Competition was conducted for Grade 8, where the students designed a poster on the theme **“Mathematics for enabling a better world ”** on 7 **July, 2023**. The aim of the competition was to encourage students to understand the significance and role of **Math** in our society.

The competition was held across all the sections of Grade 8 under supervision of the class teachers.

Students were instructed to bring the required material to design the posters on the theme “**Mathematics for enabling a better world**”.

All the students performed exceptionally well in the activity and showcased their creativity to the fullest. They used their imagination and skills to come up with unique and beautiful posters. After careful consideration and evaluation of the projects, the judges selected the best three posters based on their creativity, usage of materials and presentation. Overall, the activity was a great success, and the students were able to showcase their creativity and understanding that- Mathematics is critical to problem solving and making sense of the world we live in. It was heartening to see the students' enthusiasm and eagerness to learn and create.

The winners are:

Serial No.	Name of the student	Class/ Sec	Position	House
1	AKSHITH PACHIRIPALLI	VIII A	I	AGNI
2	JOSHITHA PENMETS	VIII A	II	AAKASH
3	PRITIKA AJWANI	VIII A	III	AGNI
4	SHIREEN MUKHERJEE	VIII B	I	AAKASH
5	VARSHA JAYANTHI	VIII B	II	PRITHVI
6	SLOKA KADIYALA	VIII B	III	AGNI
7	SRISHTI JAIN	VIII C	I	JAL
8	DHRUV DEVINENI	VIII C	II	AGNI
9	AARAV KOHLI	VIII C	III	AAKASH
10	HARSHITH MAK	VIII D	I	JAL
11	NASANI AKASH	VIII D	II	JAL
12	SAANVI GUNNALA	VIII D	III	AAKASH
13	AAHANA SAMIR PATEL	VIII E	I	AAKASH
14	AAKANKSHA BAKSHI	VIII E	II	AAKASH
15	AVISHI CHATTERJEE	VIII E	III	AAKASH
16	PRERANA KULKARNI	VIII F	I	PRITHVI

Serial	Name of the student	Class/Sec	Position	House
17	VANGARA LAKSHMI SAHASRA	VIII F	II	AAKASH
18	DEEPTI PARTHASARATHY	VIII F	III	PRITHVI
19	TANDRA ROSHNI GOUD	VIII G	I	PRITHVI
20	AADRIT SARKAR	VIII G	II	PRITHVI
21	ERRAVALLI AKSHAYA PRIYA	VIII G	III	PRITHVI
22	ALISHA PRADHAN	VIII H	I	AAKASH
23	ISHITA TRIPATHI	VIII H	II	PRITHVI
24	GONTHINA ASHWIN	VIII H	III	JAL
25	GANDLURI AATRESH	VIII I	I	AGNI
26	PARTA PRATIM BEHERA	VIII I	II	JAL
27	RACHEPALLI DEVANSH	VIII I	III	PRITHVI
28	KAVURU RITEESH	VIII J	I	AAKASH
29	THANAI KRISHNA.S	VIII J	II	AGNI
30	KASHAMENA PRANAVA	VIII J	III	AAKASH

Few glimpses of the event:







PRE PRIMARY

WORKSHOP ON COMMUNICATION SKILLS AND STORYTELLING WITH MUSIC AND MOVEMENT.

WORKSHOP CONDUCTED BY : PRAGATI THOTA

The session began with an opening activity, where participants were blindfolded and led by a navigator. This activity emphasized the importance of trust and communication in building a successful learning environment.

Throughout the event, Ms. Pragati highlighted the key takeaways for the participants. She emphasized the importance of a teacher's body language and patience in fostering a memorable learning experience for students. She also highlighted the significance of making children comfortable to facilitate communication and presented various activities and examples to analyze the reasoning behind children's actions. Additionally, she provided tips for handling parents by providing objective and subjective statements about their child.

The session concluded with a bear hunt story enactment and drawing sequence activity. This activity encouraged participants to use their imagination and creativity, while also emphasizing the importance of storytelling and communication.

Overall, the event was an interesting and motivational experience for the participants. Ms. Pragati's activities and examples provided valuable insights into effective communication skills and storytelling techniques. The event was well-received by all participants.





EVENT: POOLAPALUZA

LKG & UKG

A pool party was organized in the name of “POOLAPALUZA” by DPS, Miyapur for kids of LKG on 27th, June '23 and for UKG on 28th June 2023. Kids enjoyed the party, bubbling with excitement and enthusiasm in their colourful swimsuits, splashing water at their friends. The pool area was filled with the giggles and laughter of the little munchkins. The main reason for organizing the party was to develop and improve their gross motor skills through running, dodging, hopping and sprinkling.

A photo booth was arranged for the kids to get snaps of their great day and a colourful background was set up near the pool area.

The day started with encouraging the child to sing rhymes and participate in activities, pool party followed by a story session and ended by tapping their feet to their favourite songs.





LKG - JULY (23-24)

YELLOW COLOUR DAY

"Yellow is the colour of happiness, cheerfulness, hope and the promise of a positive future. It also instills energy, open communication and sparks creative thoughts."

LKG classes celebrated Yellow colour day on 14.07.23. Parents of each section from Roll numbers 9 to 12 were invited to attend the event.


Teachers have introduced the colour Yellow through story and rhyme. Children were excited to listen to the stories and brought objects that are associated with this colour and recited the yellow rhyme joyfully.

Children came in yellow t shirts and were encouraged to speak two lines about the object they brought. Parents took the role of the teacher and encouraged their group of students to do individual activity such as palm print chicks and group activity such as earbud prints in the sun. Every one of us participated in an outdoor activity.

Parents were happy to see the classes being organized, teachers being patient and giving clear instructions to the students, in between making them do some energizers to grab their attention and children's response.



At the end children gave Thank You cards for Parents saying "Thank You Uncle/Aunty for coming". Parents were requested to write their feedback form.



GREEN COLOUR DAY

“GREEN IS THE PRIME COLOR OF THE WORLD, AND THAT FROM WHICH ITS LOVELINESS ARISES.”

LKG children celebrated Green color day on 30.06.2023. Parents of Roll number 1 to 4 from each section are invited for the color day. Kids came in Green color dress. They brought Green color objects and spoke about the object which they brought. Children sang Green color rhyme with teacher followed by green colour story to kids.



RED COLOUR DAY

“Red colour is significant in many cultures, It is associated with love western culture as it symbolizes good fortune and joy in our country.” LKG children celebrated Red color day on 07.07.2023. Parents of Roll number 5 to 8 from each section are invited for the color day.


Kids dressed up in RED. They brought Red colour objects. Children recited Red colour rhyme with their teachers followed by Red color story narrated to the children.

Parents participated in printing activity on strawberry with Ear bud and also group activity with students. One of the parents narrated a story to the children and engaged them.



TOPICS COVERED IN MATH PRE-MATH CONCEPTS

Pre-math concept or pre-math skills refers to the mathematical concepts or skills that a child builds during their early years, informally. Introducing these skills to children before introducing the actual math concepts to them is recommended for their better understanding. LKG teachers have introduced different pre-math concepts and numbers through stories, different objects, tracing number on salt trays and flashcards. Big & small, Tall & short, Full & empty, More & less, Heavy and light, Fat and thin.



TOPICS COVERED IN ENGLISH

Strokes Sight words Letter introduction

Pre - writing skills are the fundamental fine motor skills that children need to develop before they begin to write. Pre - writing skills help the child to build their finger strength, eye-hand coordination, wrist movement and grip strength.

Strokes- Vertical and Horizontal lines and letters 'Ll' and 'Ii' were introduced to the kids. Letters were first introduced through story and word wall. Letters were also drawn by using straw, ice cream sticks and scale. Writing practice of letters was given through different methods like tracing in salt tray, sand, wooden board and slates. Sight words- I, me, my, you, we- were also introduced.



CIRCLE TIME

Everybody's got a different circle of competence. The important thing is not how big the circle is. The important thing is staying inside the circle."

-Warren Buffett.

- Circle time is when kids sit in a circle around the teacher to prepare for the day ahead. Children generally look forward to a routine event like circle time.

Children learned the concepts in circle time. The topics discussed during circle time are done with full on hands activity to kids.

"Good manners will open doors that the best education cannot."

~Clarence Thomas.

Good manners for kids are fundamental standards of practice that teach children how to act in a social setting. This knowledge is necessary for the development of an attractive personality, optimistic attitude, and socially acceptable behavior. It also aids in inculcating socializing and emotional skills, and moral values in kids. To acquire good manners, a youngster requires ongoing motivation, instruction, and support. They learned when the magic words should be used like THANK YOU, WELCOME, SORRY, EXCUSE ME, MAY I.

- Next children learned about MY FAMILY.
- Family is a very important part of our everyday life.
- Family includes: Grandmother, Grandfather, Mother, Father, uncle, aunt, cousin, brother, sister and myself
- Children spoke about their family members also.



UKG

TOPICS COVERED IN MATH

Backward counting Number Names After & Between numbers

In preschool math the goal is to help children develop a sense of math around them, to notice and use numbers, and to use math concepts to explore their world.

The main objectives of teaching number system to primary stage students are: To develop a proper understanding of the number system , to enable the students to recognize the numbers by their place value and face value and to enable the students to identify the numbers collectively as the groups of ones, tens, and hundreds.

Number name matching activity was done in the classrooms, where a child had to match the number with its name by reading the given number name card.

Number recognition is essential when learning to count backwards or doing backwards counting. This, in turn, builds another skill in children, which will help them learn to subtract, get proficient with mental maths, etc., in the future.






TOPICS COVERED IN ENGLISH

Phonics CVC words ('a' family) Sight words Rhyming words

Revised alphabet with phonetics using flashcards, PPT , slate, notebook and green board. Hand written cards were stuck on the table for children to read to build good reading practice. Reading to young children is an important way to help them build language skills. It exposes them to new words and ways of using language. It also helps them learn general information about the world, which makes it easier for them to learn about new subjects.

Sight words are common words that kids recognize instantly without sounding them out. Recognizing words by sight helps kids become faster, more fluent readers. Given sight words practiced orally by using flashcards. Children were asked to frame sentences using sight words.

Rhyming words were explained by giving many real life examples which children can relate and understand. Children participated actively and found the word which rhymed with the given word.





TOPICS COVERED IN CIRCLE TIME

Healthy and Junk Food My Neighbourhood Community Helpers

Children were introduced to the topic of Healthy and Junk food with various examples, stories and rhymes. They explained about the 'Balanced Diet' that one must eat everyday which includes fruits, vegetables, cereals, and nuts. Teachers also made them aware of 'Healthy and Junk food'.

A sorting activity was done in the class, where kids have to sort the Healthy and Junk food pictures and paste them on the given charts accordingly. This hands-on activity helped them to understand the topic clearly through visual recognition.



Hindi:

बच्चों ने लगाया | A4 sheet पर स्वर अक्षरों तथा उनसे सम्बंधित चित्रों को पहचान कर सही अक्षर और चित्रों पर अपने अंगूठे का छाप

अन्य गतिविधि में बच्चों ने अंगुली की सहायता से रेत पर अक्षरों को अनुरेखण (Trace) किया। बच्चों ने उत्साहपूर्वक इस गतिविधि में भाग लिया।



UKG A CLASS ASSEMBLY: Rivers of India

Assembly brings the entire school together as a family. It is the beginning of each day which establishes a positive tone for teachers and students and encourages positive involvement of all students in running of the assembly.

Our Tiny tots of UKG actively participated in the Rivers of India assembly held on 11th July 2023

The assembly started with the prayer, delivered the thought for the day, news, followed by the Indian pledge.

Children have spoken well on different rivers of India and their importance.

Each and every student enthusiastically participated in the assembly. It was concluded with the song on Rivers in which all the students and class teachers took part in.

The assembly was well received by both, students and the teachers, and it came to an end with the National Anthem





UKG-B CLASS ASSEMBLY : My Country My Pride

“I live my life with pride, and my nation is my pride.”

Assemblies may help students hone their public speaking skills and extinguish their stage fright. Assembly gives a sense of pride to students as they get the best opportunity to display their hidden talents. The primary goal is to provide a scope to build confidence among students, develop a feeling of being united, to learn values and skills, inspire and encourage them to reach their full potential. On 18th July 2023, the little munchkins of UKG-B exhibited their skills by being a part of the class assembly “My Country My Pride”. It started by welcoming the guests, prayer recital, delivery of the news, Word for the day, thought for the day and Pledge.

Children spoke about the country India, special events of the country, and national symbols by showing placards, singing a rhyme, and ended with a graceful dance describing the beauty of India.




Telugu:

Students got very excited to participate in activities like Identification of letters, pictures and arranging them in order. The goal of all the activities was to enhance the students' understanding skills and learn to express themselves in front of others.

In the Class, Students have learnt Vowels from అ - ఇ.

ABOUT THE ACTIVITY

In this activity, Students have to recognize the letter and need to pick before, after and between letters of the given letter and follow instructions told by the teacher.





GURU PURNIMA CELEBRATIONS:

“.A Guru is not someone who holds a torch for a student.
He is the torch“

Guru Purnima is a day when children pay tribute towards their teachers. The Students of Pre Primary expressed deep gratitude to The Principal Ms. Gowri Sarkar and the Headmistress Ms. Raina Bhatt for being their support and strength. They also thanked their teachers for being their guiding light.

Some of the beautiful moments captured.....





“
HE ALONE TEACHES
WHO HAS
SOMETHING TO GIVE,
FOR TEACHING IS
NOT TALKING,
TEACHING IS NOT
IMPARTING
DOCTRINES, IT IS
COMMUNICATING.
- SWAMI VIVEKANANDA
”

GRADE 1

ENGLISH- ARTICLES, PUNCTUATIONS AND MY FAMILY

Understanding articles and punctuation is crucial for developing strong language skills. By introducing children to articles, punctuation, and their own family, we provide them with the tools to communicate effectively and appreciate the importance of family bonds. Teaching these concepts in an engaging and interactive manner can have a lasting impact on a child's language development and overall well-being.




Truth can be stated in a thousand different ways, yet each one can be true.

~Swami Vivekananda

CIRCLE TIME

Grade 1 learners develop social and emotional literacy through circle time. It helps them bond with their friends and also helps in learning to provide supportive listening.



Hindi (L1) -






Topic : "अ" और "आ" मात्रा

Learning Objectives: गति वि धि का मुख्य उद्देश्य बच्चों को "अ" और "आ" मात्रा समझाना है, तथा उनकी मात्रा पहचाननेकी क्षमता का वि कास करना है।

Procedure: 1) फ़्लैश कार्ड की सहायता से बच्चे "अ" और "आ" की मात्रा के शब्दों को पहचानेंगे और अलग - अलग करके रखेंगे।

2) शिक्षिका श्याम पट पर "अ" और "आ" की मात्रा के शब्दों को लिखेंगी बच्चे तालि का बनाकर उनको अलग - अलग करके अपनी कापी में (नोट बुक)लिखेंगे।

Learning Outcomes: बच्चों ने "अ" और "आ" की मात्रा के शब्दों को पहचानना सीखा ।





Math- Addition and Subtraction

Teaching addition and subtraction to children is a crucial step in their mathematical development. By providing a solid foundation in these operations, children can build essential skills and confidence in problem-solving and mathematical reasoning. Through interactive and practical approaches, children can develop a deep understanding of addition and subtraction.



Telugu (L2) - Sand Pit Activity

Sand pit is a fun and engaging activity for learners that promotes their creativity and imagination. This activity provides kinesthetic practice for pre-writing letter formation and letter practice. The drag or pull in the sand helps build connections for the learner through what we refer to as multisensory practice. When we use multiple senses at the same time, we have a higher chance of retaining the information.



In order to teach the Telugu letters , grade 1 children were instructed to write the letters అ- ఊ in sand and read them aloud. As it was online class activity along with kids, parents also involved and enjoyed a lot.

Learning Outcome: Sand pit activity helps students to develop fine motor skills, creativity, and hand-eye coordination. This activity helped the students to improve their speaking , vocabulary and observation skills. It allows them to express their imagination and unleash their inner artists.



GRADE 2

English - Topic-1 : Draw your favorite animal

Learning Objectives:
The main aim of the activity was to improve their creative skills and vocabulary skills .

Procedure: All the students were asked to use their English notebooks and draw their favorite animal and name it.
Learning Outcomes: Children enjoyed this activity and created and labeling it beautiful animal pictures by drawing, coloring .





English Topic -2: Punctuations



Learning Objectives: The main aim of the activity was to learn punctuations and use them appropriately based on the type of sentence. This will improve the listening skills and analytical skills.

Procedure: Students will prepare flash cards for the four punctuation marks(!, ?, .) using one A4 sheet(cut into four parts), four ice-cream sticks, one black sketch pen. Teacher will write a few sentences on the board without punctuation marks and then ask the children which punctuation is missing. She will ask the children to show the flashcard which has the right punctuation. **Learning Outcomes:** Children will be able to listen carefully, identify the correct punctuation marks to the sentence said and show the flash card correctly.





English: Topic 4 Articles

Learning Objectives: Children should be able to frame words which belong to particular articles (a, an and the).

Procedure: Students will make 3 circles and paste 5 petals to each circle. Each circle will be named as per the articles, A, AN and THE. Students will write the words pertaining to that particular article on those petals.

Learning Outcomes: This activity will enhance their retention skills, analytical skills, creative and fine motor skills.







English : Topic - 3


Sentences


Learning Objectives: Children should be able to frame own sentences on any 3 objects in their mind. This activity will develop their retention skills, analytical skills and creative writing skills.

Procedure: Students will draw any 3 objects of their choice and frame their own sentences on those objects.

Learning Outcomes: This activity enhances the psychomotor, cognitive and affective skills of the students.







English: Topic 5 : Time to be a rock

Learning Objectives: Children should be able to freeze like a rock listening to the instructions.

Procedure: Students will keep moving and when Toto says, they will freeze like a rock Learning

Outcomes: This activity was enormously enjoyed by the students. This activity enhances the listening skills, critical thinking and creative skills.





English: Topic 6- Nouns

Learning Objectives: Children should be able to identify the naming words alphabetically. **Procedure:** Students will be divided into rows, each row will be given an alphabet randomly for which they have to write the name of a person, place, animal and thing with the same alphabet.

Learning Outcomes: This activity involved enthusiastic participation of the students. It enhanced the listening skills, retention skills, critical thinking skills and psychomotor skills.



	Name	Place	Animal	Thing	
1)	Priya	Punjab	Peacock	pencil	4*
2)	Charvi	Chamirar	Cat	can	3
3)	Fancy	France	Fish	Fan	3
4)	Teena	Taj Mahal	Tiger	Tap	4*



General Knowledge Topic : Finding the Way

Learning Objectives: The main aim of the activity was to improve the cognitive skills of the students with the help of a blindfold activity.

Procedure: All the students were taken to the tamarind tree to play this game. Teacher made 4 groups. One child from each group was selected to find out the path to reach the goal with 17 blindfold on and the rest of the students from the respective group will help him/her by directing the way to reach the goal.

Learning Outcomes: Children learnt to inculcate patience and perseverance. They also learnt problem-solving skills.





General Knowledge Topic : Show and Tell (Favourite Toy)

Learning Objectives: The main aim of the activity was to improve the speaking skills of the students with the help of a show and tell activity.

Procedure: All the students were asked to bring their favourite toy a few days in advance. Children will show their favourite cartoon character (Flash card/ soft toy/ puppet) and talk about it for a minute.

Learning Outcomes: Children will be able to identify and analyze the traits of a main character. Children will be able to make a connection between the cartoon traits and their own personal traits.



General Knowledge: Topic : India Tourism and Indian Sportspersons

Learning Objectives: Children will be able to know about some Indian Sports and names of some famous Indian sportspersons. Children will know about some of the tourist places within India

Procedure: Teachers will randomly ask the children to share the names of the places they visited in our country India. Teacher will randomly ask the children to say the names of the sports persons they heard in news and from their friends and family. The students will select any Indian state of their choice and paste the tourist spots and sport persons pictures on a color A4 sheet.

Learning Outcomes: The students will know the names of sports persons from India and also know from which state they belong to. They will also understand the importance of the different states of India and why tourism is important for the economy of the states in particular and country in general.



MATH – Expanded and short forms of numbers

Expanded and short forms of numbers are different ways of representing numerical values. The expanded form breaks down a number into its individual place values, while the short form represents a number using a more condensed or simplified notation. Understand that a three-digit number is made up of hundreds, tens, and ones. b. Identify and name the hundreds, tens, and ones places in a three-digit number. c. Compare and order three-digit numbers using place value.

Learning objectives : Expanded form helps in developing a clear understanding of the place value system. It allows the child to see the value of each digit and its position within a number, which is crucial for performing mathematical operations accurately.

Group Activity: The children are divided into small groups to work collaboratively. Each group is given a set of number cards or manipulatives representing digits and place value blocks. They are tasked with creating numbers using these materials and then converting them between expanded and short forms. This hands-on approach helps reinforce the concepts through tactile and visual experiences.



Learning outcomes:

1. Read the numbers correctly.
2. Separate the numbers into tens and ones in expanded form.
3. Students will learn to
4. Sequence numbers
5. Determine three digit numbers in expanded form and Identify the Place value.

1. Read the numbers correctly.
2. Separate the numbers into tens and ones in expanded form.
3. Students will learn to
4. Sequence numbers
5. Determine three digit numbers in expanded form and Identify the Place value.





Hindi (L1) Topic : संज्ञा और आओ पेड़ लगाएँ

Learning Objectives: गति वि धि का मुख्य उद्देश्य बच्चों को संज्ञा का वर्गीकरण समझाना था तथा पेड़ - पौधों के संरक्षण सेअगवत करवाना था ।

Procedure: 1) प्राणी , स्थान , वस्तु, भाव की तालि का कार्यपुस्ति का मेंबनवाई जो आस- पास जो भी दि ख रहा था, उसेदेखकर बच्चों नेकार्यपुस्ति का मेंनाम लि खे।
 2)बच्चों सेएक डि स्पोसि बल ग्लास लानेको बोला गया , जो आधा गि लास मि ट्टी भी लानेको बोला गया । कक्षा मेंबीजों को मि ट्टी मेंडाला गया और 3-4 दि न रोज पानी दि या गया और फि र अंकुरण(डि स्पोसि बले ग्लास) को बच्चों वापि स देदि या गया ।

Learning Outcomes: बच्चो नेसंज्ञा का वर्गीकरण सीखा और बीज सेपौधा बननेकी प्रक्रिया भी सीखी ।






Telugu (L1) Topic: Dvitva and Samyuktakshar words and related pictures.

Students of Grade 2, during our Telugu class, explored "Dvi Tva" and "Samyuktakshar" with an activity. The students wrote down the grammar points they had learned in class, as well as created their own examples of dvi tva and samyuktakshar words. Additionally, they drew pictures to accompany their words and shared them with the class.

The learning outcome of this activity was that students gained a better understanding of the difference between dvitva and samyuktakshar words. Furthermore, they improved their reading and writing skills with proper pronunciation.





Telugu (L2)

Students have learnt అ - ఆ in the month of June & July based on that planned this activity . In this activity students have selected any 5 letters from అ - ఆ and wrote on a A4 paper and drew pictures of selected letters, and coloured the pictures showed to the teacher.

Learning outcomes- Through this activity students were able to understand Identify and recognize letter related to picture ,and picture related to letter



GRADE 3

Telugu Activity - Bala bheemudu (Role play)

- To develop interest towards mythological stories like Mahabharata
- To listen and follow the principles of parents and elders.
- To understand that we should always use our strength for a good cause.
- To understand that famous persons always use their strength to defeat evil or bad people.



Learning Outcomes

- Students were enacted as mythological characters like Krishna, Hanuman and Jesus etc.
- Students gathered mythological and historical stories from various sources and presented them in the class.
- Students understood that our strength should be used for a good cause and not to cause harm to society.

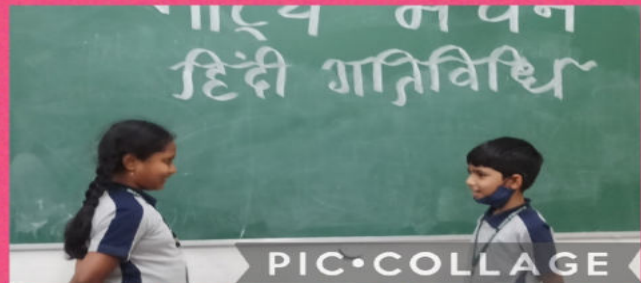
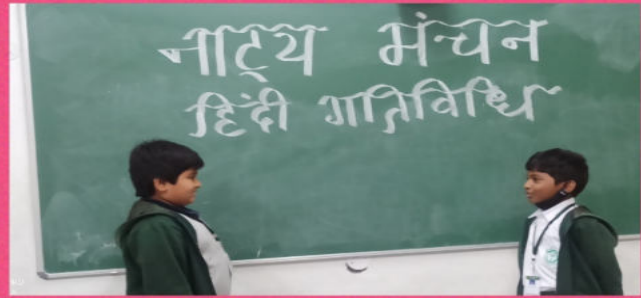
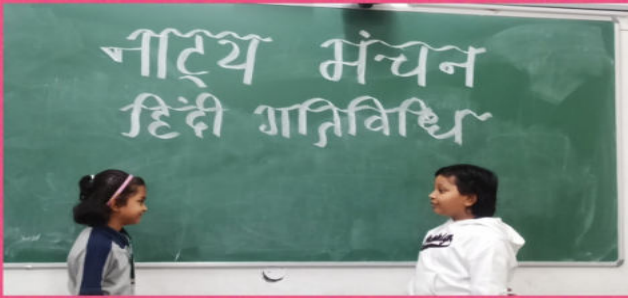


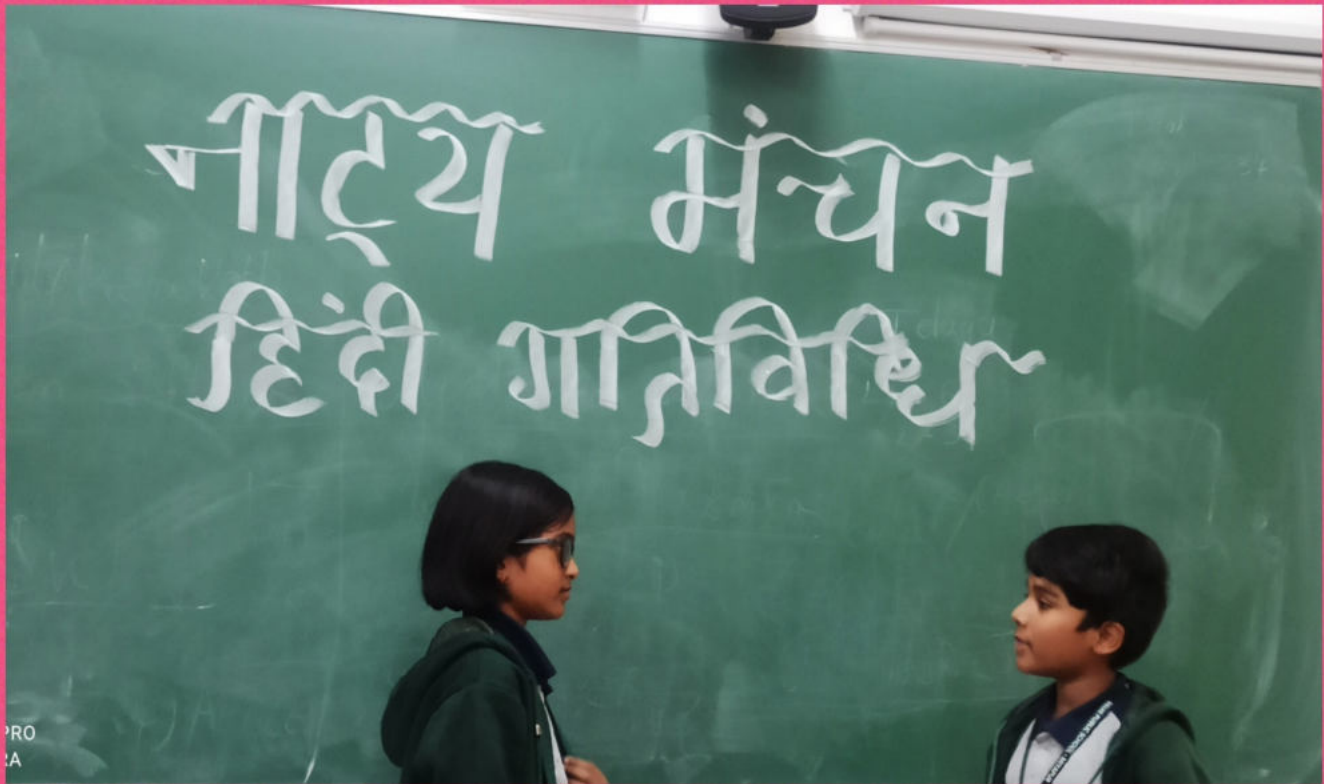


Hindi (L1) - Swachh Bharat

साफ-सफाई हमारे जीवन का एक महत्वपूर्ण पहलू है। यह हमारे जीवन की प्राथमिकता भी है। स्वच्छता जरूरी है क्योंकि साफ-सफाई से हम जीवन में आने वाली कई परेशानियों से मुक्ति पा सकते हैं। स्वच्छता का अर्थ है सफाई से रहने की आदत। सफाई से रहने से जहां शरीर स्वस्थ रहता है, वहीं स्वच्छता तन और मन दोनों की खुशी के लिए आवश्यक है। स्वच्छता, सभी लोगों को अपनी दिनचर्या में अवश्य ही शामिल ल करना चाहिए।







Science - SEA-1 : I CAN EAT A WHOLE PLANT

Objective: To make the students understand that different parts of the plants can be eaten as food.

Procedure:

- A neat labeled diagram of a plant has been drawn by students on a sheet of paper.
 - Different vegetables were laid next to the corresponding parts of that plant diagram in such a manner that it was looking like a plant.
 - Importance of each part of the plant and examples were cited by the students.
- Learning Outcomes:** Students are able to identify different food items eaten by them as different parts of the plant.



Science SEA-2 : MY FIRST-AID KIT BOX

Objective: To make the students understand the basic materials in a first-aid box and their use in treating the minor cuts and wounds/ dehydration.

Procedure:

- The first-aid kit boxes have been made by students by keeping various items (cotton, band-aid, gauze, sanitizer, ORS powder, gloves, scissors, antiseptic cream/ lotion etc.) in boxes (old shoes box, plastic boxes etc).
- The items in their first-aid box have been listed out by students on an A4 sized sheet.
- The uses of each item in the box has been mentioned by the students with simple demonstration by them.

Learning Outcomes: Students were able to identify the contents, understand their usage and



Social - Landforms


Students of grade 3 have learnt about different landforms through this activity . They were able to discover how the earth's surface has been formed. They were able to compare and contrast the various landforms of our country.



ENGLISH: ACTIVITY ON PARAGRAPH WRITING

Kids need fun with their studies. When teachers make learning exciting, students are more willing to participate and often find the lesson not only enjoyable, but also memorable. To spark students' engagement and improve learning outcomes, a Writing Skills activity was conducted. Children were divided into groups and were given topics to choose from and write a paragraph after discussing amongst themselves. Every group came up and shared their work which was an amalgamation of ideas shared amongst themselves. Through this activity the children not only overcame their fear of talking with each other but also it helped them to enhance their vocabulary and most importantly, they learned to express themselves.





**“Learning is not the product of teaching.
Learning is the product of the activity of learners”**

~ John Holt

GRADE 4

Hindi (LI) शिक्षण रणनीति पाठ-4 संगति का प्रभाव

इस गतिविधि के अंतर्गत बच्चों ने दो पात्रों में मिट्टी को रखा। पहले पात्र में सड़ी गली चीजों को डाला और दूसरे पात्र में ताज़े और खुशबूदार फूलों को डाला। बच्चों ने दोनों पात्रों का अवलोकन करके यह जाना कि दोनों मिट्टियों के बीच में अंतर उनके संगति के कारण हुआ है।




SOCIAL-A day in the life of a River

The activity "A Day in the Life of a River," was conducted across all the sections of Grade 4 in their respective classrooms.

Students imagined themselves as rivers and wrote how rivers feel when the water is polluted and when they get trapped in a dam.


They empathized with the rivers and expressed their sadness when pollution affects their water. They also learnt about the harmful consequences of pollution on ecosystems and the need to protect the rivers. This activity inspired the students to take action and raise awareness about water pollution. They pledged to make a difference and preserve our rivers for the future.



ACTIVITY BASED ON ADDITION AND SUBTRACTION

Learning objectives: The students will be able to learn to explore data and analyse it. Children will be applying their knowledge of addition and subtraction.

Learning Outcome:: Children will be able to organise and analyse the data in a systematic manner. They will be able to relate the need of using addition and subtraction in real life situations too.



Types of Sentences

This report presents information about reading and identifying the types of sentences. The sentences activity was conducted across all the sections in their respective classrooms. In this activity students had to either borrow a book of their choice from library or can bring their favorite book from home. They were then asked to read from the book and identify the different types of sentences that they have learnt. And note down the different types of sentences in their note book and read aloud. This not only built their self-confidence but also helped them to learn vocabulary.



Science - Organ System

Objective-To understand the life processes (Digestive system, Circulatory system and Excretory system)

Procedure:

- Students first drew the life process on an A4 sheet.
- Students placed the fruits, pulses, dry fruits, vegetables etc and decorated the life process model of their choice.



Telugu (L1) - Vinayaka chavithi

Students will learn about the story behind the birth of Ganesha. Students will learn about the harm caused to the environment by using plastic and other harmful materials. They learn to use products made from environment friendly materials. Vinayaka Chavithi is known to worship Vinayaka idols made of clay. On immersion one realizes that ponds, wells, rivers, are not polluted. Students made Ganesha with clay, turmeric and leaves and learnt that these items are not harmful to the environment. When the image of Lord Ganesha is drawn on the chart, the passion for painting develops. They develop a passion for reading Puranas and epics.





GRADE 5

Hindi (L1) - Activity - 1

अपनी बुद्धि मानी सेकि सी को मुसीबत में मदद करने घटना का वर्णन कीजिए।

उद्देश्य

- ❑ विद्यार्थियों द्वारा कि सी घटना को सरल एवं संक्षिप्त रूप में प्रस्तुत की क्षमता उत्पन्न करना।
- ❑ शुद्ध एवं स्वच्छ उच्चारण करते हुए अपने विचारों को निभी कता, आत्मविश्वास, धैर्य, भावों और विचारों को क्रमबद्ध रूप से अभिव्यक्त करने की योग्यता उत्पन्न करना।

प्रतिफल

- छात्रों ने उमंग, उत्साह एवं आत्मविश्वास के साथ इस गतिविधि में भाग लिया।
- ❑ छात्रों ने अपने जीवन की घटी वास्तविक घटना के बारे में रोचक एवं अहम जानकारी प्रस्तुत की।
- ❑ छात्रों ने अपने विचारों को सरल एवं सहज शब्दों में बताने का प्रयास किया।





Hindi (L1) - Activity - 2

यह गति वि धि ईद की सौगात पाठ पर आधारित थी। इस गति वि धि में बच्चों द्वारा धन्यवाद संदेश सहित एक प्यारा सा गुलदस्ता बनाकर दीदियों को एक प्यारी सौगात के रूप में दिया गया।

उद्देश्य-

इस गति वि धि का उद्देश्य कामकाजी वर्ग के अंतर्गत आनेवाले सभी लोगों को सम्मान देना, उनके हितों की रक्षा करना है। भेदभाव से दूर रहने के लिए खुद को प्रेरित करना। दूसरों की अहमियत को समझ पाना।

प्रतिफल-

छात्रों के लिए यह एक सुखद अनुभव था। सभी छात्रों ने इस में बड़ा चढ़कर भाग लिया। उन्होंने गुलदस्ता बड़े चाव से सजाए और अपना आभार व्यक्त किया। बच्चे खुद अनुभव कर जान पाए कि दूसरों की खुशी से हमारे मन को कि तनी शांति मिलती है। दीदियों के मुख पर मुस्कान देखकर छात्र फुलेन समा रहे थे।



English - Role Play

The class was divided into 7 groups, with 5 members in each group taking up different roles of Akbar, Birbal, the king's messenger, poor man and his wife. Each group did a fantabulous role play on the story "Birbal's Khichdi"





Hindi (L2)

खोजों और बीनो गतिविधि -

इस गतिविधि में छात्रों को दो दलों में बाँट दिया गया । फिर छात्रों ने एक डिब्बे में से स्वर निकाले और दूसरे डिब्बे में से उससे संबंधित चित्र ढूँढकर एक चार्ट में स्वरों को क्रमबद्ध में चिपकाया ।

इस गतिविधि के द्वारा छात्रों में सोचने *समझने की शक्ति का विकास हुआ।

प्रतिफल -

*समूह में कार्य करने की भावना जाग्रत हुई ।

*बहुत ही उत्साह के साथ छात्रों ने इस गतिविधि को कक्षा में प्रस्तुत की ।



Science :Solubility Test of Different solutes in Water

Children brought different things as per the instructions(oil, detergent, sugar, turmeric powder) given in their Science book. They took water in different transparent glasses and added the things in each glass. After mixing the content well with a spoon , they noted their observations in the given column of their Science TB. With this Hand On experiment, they learnt -

- to discriminate soluble materials from insoluble materials.
- determine that solutions are not only solid in liquid but there are other types of solutions.



Math: Departmental Store--Operations on Large Numbers


Children created a departmental store with a few objects in the class. Students were grouped into, to perform arithmetic operations such as finding the total to be paid for their purchases, calculating the amount to get back when a certain amount was given to the shopkeeper.



Item name	Quantity	Price	Total
Bottle	2	200	400
Pencil Box	3	120	360
Fan	2	75	150
Ball	1	255	255
			₹ 1165



Operations on Large Numbers


 6500 ₹
 Cost of a carton = 6500 ₹
 No. of games = 50
 Cost of each game = $6500 \text{ ₹} \div 50$

$$\begin{array}{r}
 130 \\
 50 \overline{) 6500} \\
 \underline{-500} \\
 150 \\
 \underline{-150} \\
 00 \\
 \underline{-00} \\
 00 \\
 \text{game}
 \end{array}$$

Item Name	Quantity	Price	Total
Painted Bottle	1	200 ₹	
Spiral Bottle	1	75 ₹	
Boys Box	1	120 ₹	Total = 1120
Play Box	1	125 ₹	1500
			1120
			5880



GRADE 6

Science - Activity - Separation of Substances

Aim- To separate the components using the process of sedimentation, cantation, filtration, distillation.

Learning Objective

- To understand the requirement portance of separation of components of amixture.
- To understand methodsof separation and thechoice of the method of separation depending upon the nature of thecomponents ofthe mixture.



Learning Outcome

- Students understood how insoluble solid particles can be separated from a liquid.
- Applications of filtration in daily life. Use of separating funnel to separate two immiscible liquids. Importance of pure substances. Distillation is used to separate two liquids with different boiling points.



English Activity - The Little Prince (Green Board Activity)

Learning Objective

- Comprehend a fictional story that builds itself on imagination.
- Demonstrate their understanding of the importance of plot, setting, character and theme.

Description-

- The story was divided into 3 scenes and students were divided into 3 groups. Scene 1 - Narrator's childhood, Scene 2- Narrator's youth, Scene 3 - Narrator's meet with Little Prince. Children were given 15 minutes time to read and comprehend their scene. The first group of children read the text in turns and illustrated the scene on the blackboard and other groups gave their input.

Learning Outcome

- Students were able to collaborate and demonstrate their understanding of the story through illustrations on the blackboard.



English Activity -DESIGN AN IMAGINATIVE VEHICLE OF YOUR CHOICE

Learning Objective

- Integration of Art with English.

Description-

- Children were asked to design a vehicle of their imagination that they would use for going on an adventure. Children designed the same in their notebooks and beautifully presented the same.

Learning Outcome

- Children were able to develop their creative skills and imagination by designing an imaginary vehicle in their notebooks.



Activity - The Little Prince (Green Board Activity)

Learning Objective

Comprehend a fictional story that builds itself on imagination.

Demonstrate their understanding of the importance of plot, setting, character and theme.


Description-

The story was divided into 3 scenes and students were divided into 3 groups. Scene 1 - Narrator's childhood, Scene 2- Narrator's youth, Scene 3 - Narrator's meet with Little Prince

Children were given 15 minutes time to read and comprehend their scene. The first group of children read the text in turns and illustrated the scene on the blackboard and other groups gave their input.

Learning Outcome

Students were able to collaborate and demonstrate their understanding of the story through illustrations on the blackboard.



A Book is a Gift you can open again and again
 ~ Garrison Keillor

English Activity - STORY VARIATIONS (SEA)

Learning Objective

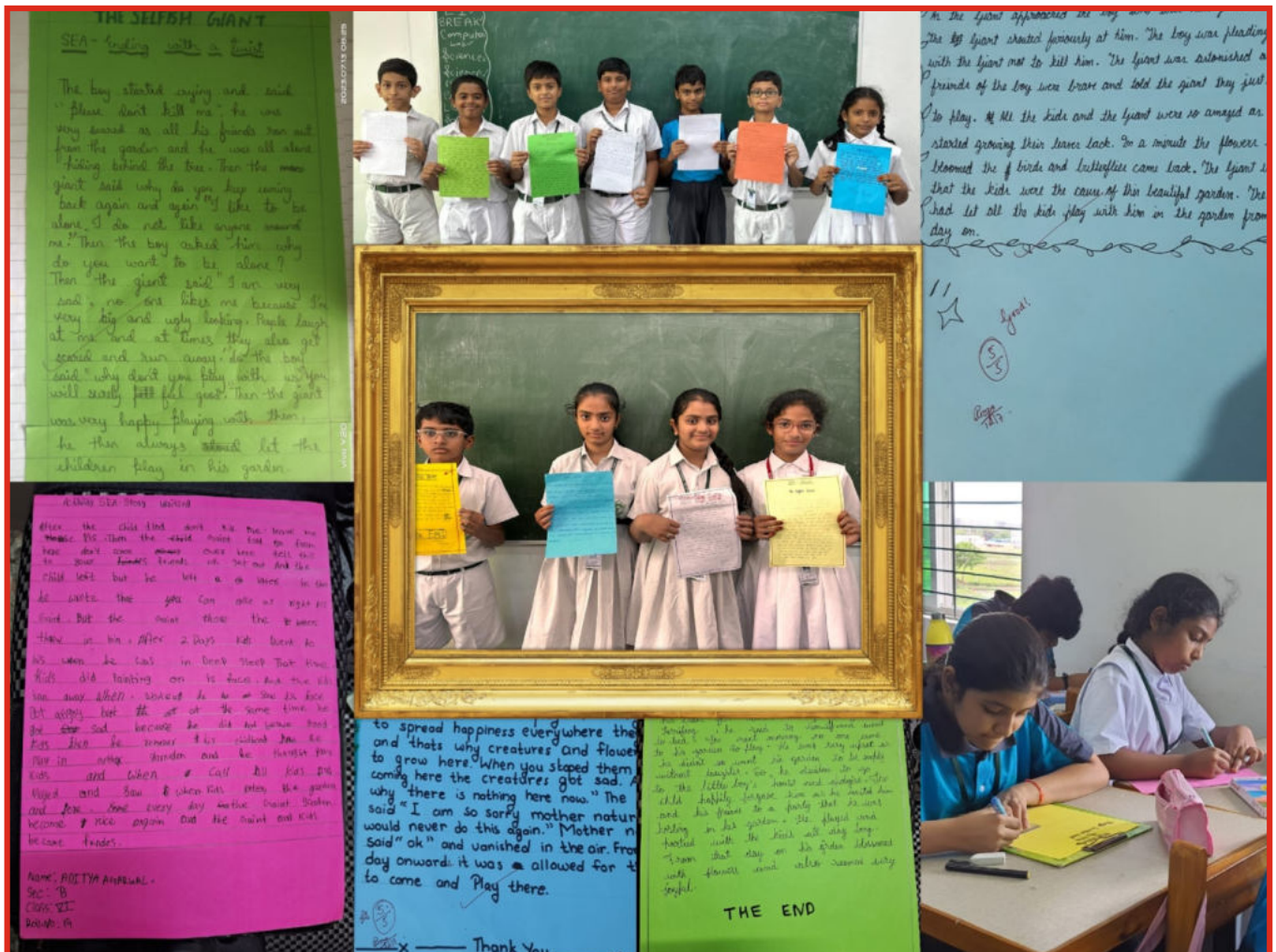
- Learn to think creatively and give different endings to stories.

Description-

The teacher showed a video and the children watched a story being played in the class. After watching the story, children using their creativity gave different endings to the story.

Learning Outcome

- The children learnt to manage time to complete writing a story with a different ending. Write creatively and coherently using good vocabulary, appropriate language, and punctuation marks.




Social Science Activity- Gallery Walk

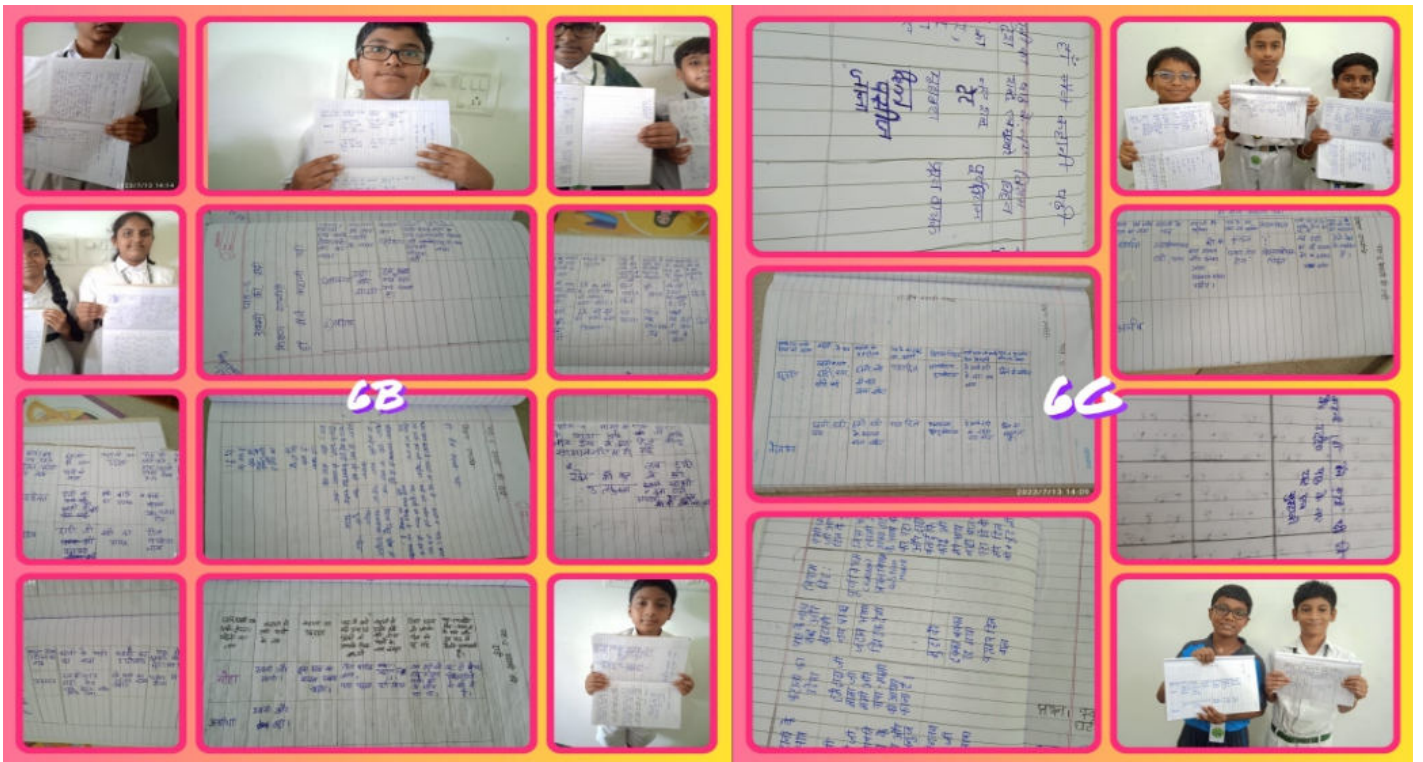

Learning Objectives

- Students can learn, develop better understanding about the planning structure of Harappa and Mohenjodaro in a play way method. Compare and contrast the two early towns .Understanding about the developed drainage system of Indus valley civilization.
- Develop better understanding about the different aspects of this civilization like their lifestyle, trade development, art and craft, metallurgy, seals and their use in trade , etc
- Collaboration and teamwork
- Present their research work ,articulate their thoughts through their presentation.

Description

- Class was divided into 4 groups. Every group was given one topic (Ancient river valley civilizations, Harappa city, Mohenjodaro ,Art and craft in Indus valley civilization) to collect information from their textbook and through the internet in class .
- After substantial research , children presented the information on a chart paper.





Hindi (L2) 'वर्णों का जादू'

Activity : हरि त पट / श्याम पट में बनाए गए चि त्रों को देखकर वि द्यार्थी (उन चि त्रों को) अपनी अभ्यास पुस्ति का में बनाएँगे तथा चि त्रों से संबंधित पहला वर्ण लि खेंगे। अध्यापि का द्वारा हरि त पट पर बनाए गए चि त्रों को पहचानकर खडि या के माध्यम से सही वर्ण लि खेंगे। ('अ' से 'ऋ' वर्णों के चि त्र)

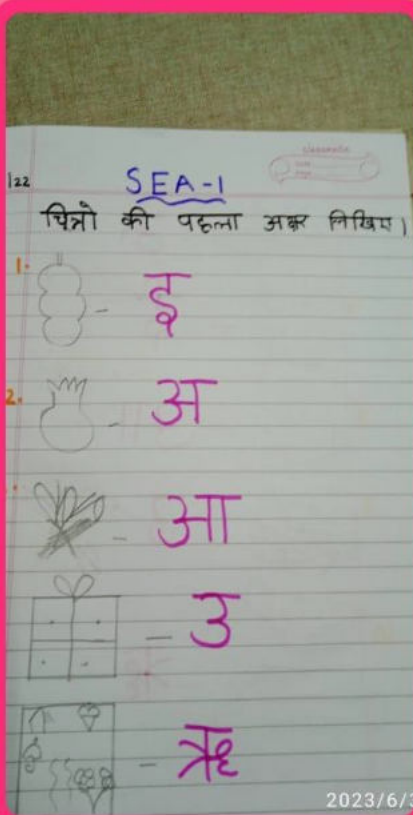
उद्देश्य

वि द्यार्थि यों को चि त्रों के माध्यम से वर्णों की पहचान कराना तथा कला के प्रति उनकी रुचि बढ़ाना।

वर्णमाला के वर्णों के सही क्रम की जानकारी देना तथा वर्णों के लि खि त रूपों को याद रखने की क्षमता का वि कास कराना। प्रति फल

इस गति वि धि में बच्चों ने आत्म वि श्वास तथा उत्साह से भाग लि या।

वर्णों के क्रमानुसार तथा उनकी पहचान की क्षमता का सफलता पूर्वक वि कास हुआ।






Math - Activity -To find the HCF of two numbers using paper strips.

Objectives

- To understand the concept of HCF of two numbers.
- Division algorithm: $\text{Dividend} = (\text{Divisor} \times \text{Quotient}) + \text{Remainder}$

Learning Outcomes

- recalls the concept of Highest common factors.
- Uses the process depicted for finding HCF of two or more numbers by division method.





Hindi (L1) पाठ 5 स्वामी की दादी

उद्देश्य :

छात्रों में हिन्दी भाषा के प्रति रुचि उत्पन्न कराना । शब्द भंडार एवं वाक्य रचना में वृद्धि कराना।

पाठ पठन करके उसके अर्थ को ग्रहण करने की योग्यता का विकास कराना।

प्रतिफल

बच्चों ने इस गति विधि में बहुत उत्साह से भाग लिया। गति विधि के दौरान छात्र नूतन वाक्यों की रचना करना सीखे।

छात्रों ने दो पाठों के बीच समानता जान कर सामाजिक एवं नैतिक मूल्य समझे।



Telugu (L1) Activity- Demonstration/ప్రదర్శన:

తరగతి గదిలో విద్యార్థులను రెండు లేదా మూడు జట్లుగా విభజించి పాఠంలోని పాత్రలను వారిచేతనుకరిస్తూ విద్యార్థులచే కథను చెప్పించుట.



పరిచయం- విద్యార్థులు స్వయంగా ఆ పాత్రకు గల సంభాషణను చదువుతూ పాఠ్యాంశమును వివరించుట

Method -పద్ధతి - పాఠం ఆధారంగా విద్యార్థులచే ఆ పాఠంలోని పాత్రలను వారిచేత చేయించడం ద్వారా కథ మొత్తం అందరికీ అర్థం అవుతుంది.

Learning Outcome

- కష్ట సమయంలో సమయస్పూర్తిగా రీని ఉపయోగించుకోవాలని తెలుసుకుంటారు.
- ఇచ్చిన Activity ద్వారా హావభావాలు, అభినయంతో పాటుగా ప్రదర్శించగలరు. సభాకంపం తొలగిపోతుంది. మంచి ఉచ్చారణ నైపుణ్యం పెంపొందుతుంది.
- స్వయంగా మాట్లాడే శక్తిపదజాల వినియోగం పెరుగుతుంది







Telugu (L2) Activity - అక్షరాలతో పదాల తయారీ

Objectives

- Identifying letters
- Making words by joining words
- To develop language skills and achieve mastery of the language.

Learning Outcomes

- Meaningful words are made by combining letters. Thus increasing vocabulary.
- Words are formed by combining letters.
- New words are created with the help and suggestions of team members.



- Child understands the structure of meaningful words and develops fondness for the language.



Class Assembly - VI B THEME - EVERYBODY'S WATER

It is not the strongest of the species that survives, nor the most intelligent, but the one most responsive to change. – Charles Darwin

A roleplay was presented showing how the world would be the day all the water resources dry up!

GRADE 7

Telugu (L1) - Clay Activity

శిల్పి పాఠ్యాంశానికి సంబంధించి విద్యార్థులు క్లేతో బొమ్మలను తయారు చేశారు. వారు ఆ బొమ్మలను తయారు యడానికిఎంత కష్టపడవలసివచ్చిందో తమ సొంత అనుభవం ద్వారా తెలుసుకోవడం వలన శిల్పి కష్టాన్ని అంచనా వేయగలరు. భారతదేశ శిల్ప సంపద

గురించి ఆ
శిల్పాలను చెక్కిన
గొప్పశిల్పుల
గురించివిద్యార్థులు
తెలుసుకోవడంతో
పాటు శిల్పుల పట్ల
వారినైపుణ్యం
పట్ల గౌరవభావాన్ని
ప్రదర్శిస్తారు. కవికి
శిల్పికిమధ్య
వ్యత్యాసాలను
గుర్తించగలరు. పూ
ర్వం శిల్పులు
చెక్కిన శిల్పాలను
రక్షించుకోవాలని
తెలుసుకున్నారు
వ



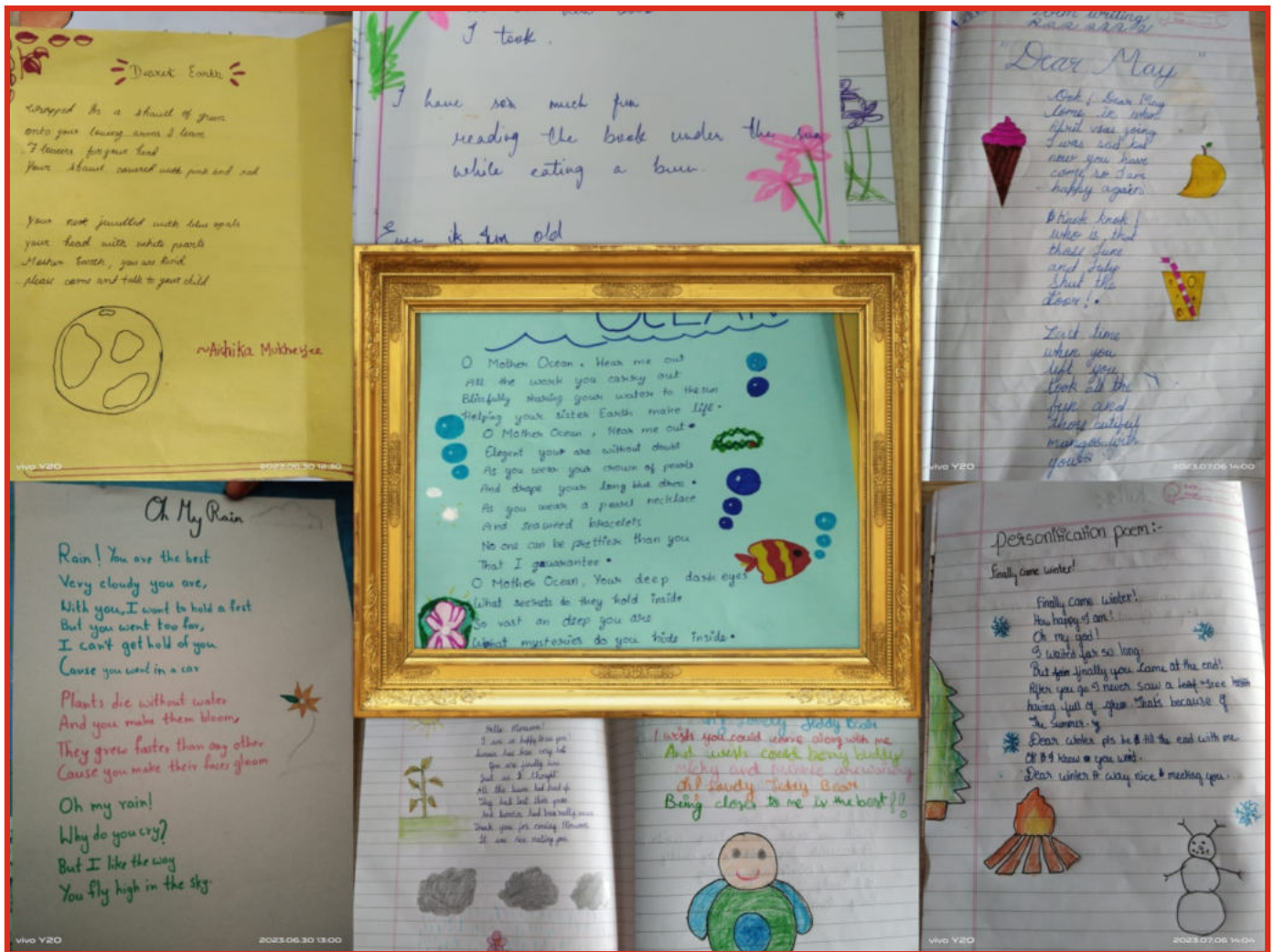
English - Personification Poems

Learning Objective Understand the literary and poetic devices. An activity was conducted related to the lesson 'Dear March, Come In' where children were asked to write short poems on Personification. The students read out their self made poems in the class.

Learning Outcome The students were able to create poems on their own using the literary devices.

- Students portrayed themselves as various water bodies like lake, puddles, sea; and also as humans responsible for the water crisis, as Somebody, Nobody, Everybody; who keep on passing the blame on each other for water scarcity.
- Eventually stressing on everybody's responsibility to conserve water.
- Towards the end of the assembly Grade VI co-ordinator Ms Aarti Channa motivated the students for the wonderful efforts put up by the students and also awarded the winners of scholar badges from the last academic session for their scholarly achievements.
- As a follow up of the assembly, students presented their reflections and also penned event reports, as right from the practice to preparation of props to stage control, everything was managed by the students themselves.





English - Sketch Notes Activity

Children were asked to bring A4 coloured sheets a day prior to the discussion of the poem 'Dear March, Come In'. They were asked to read the poem twice in the class. The teacher then asks the children to transform the poem into sketches individually. For Sketch Notes, students used handwritten words, visual elements such as drawing, boxes, etc. The sketch notes included the main character, adaptation, message, etc.





Social Science- Poster Making Activity

Students imagined themselves as a Political Party Functionary. They designed a poster for his/ her election campaign to mobilize public support.



Social Science – IRA Activity

Students complete a written response to a reading assignment that includes three components:
1) Insights, 2) Resources, and 3) Application.

1. Insights: One sentence bullet points that represent new understandings about the meaning and nature of Endogenic and Exogenic Forces.
2. Resources: One additional source such as articles, case study, videos that have similar thoughts that amplify the content.
3. Application: Write a paragraph about any Natural Calamity they have faced.



Telugu (L1) Children were asked to draw a village considering the features, key places, occupations etc. of the village they have seen. The students drew and wrote in the shapes of their choice the things / features / highlights they have seen in their villages. A conceptual picture was drawn to understand the whole subject.





Telugu (L2)

Activity : విద్యార్థులచే గుణింతపు గుర్తుల గడియారం తయారుచేయుంచుట.

* విద్యార్థులు గుణింతపు గుర్తుల గడియారం తయారు చేసి ఒక్కొక్క గుణింతపు గుర్తును ఎలా పలకాలో నేర్చుకుంటారు.

• గుణింతపు గుర్తును అడిగితే చూపించగలుగుతారు.

Activity : Making a multiplication sign clock by the students.

* Students make a multiplication sign clock and learn how to spell each multiplication sign.

* Multiplication sign can be shown if asked.



Hindi (L1) - Sikshapradh Kahani Vachan

कहानी वाचन -

*सर्वप्रथम छात्रों को एक शिक्षाप्रद कहानी तैयार करके आने के लिए कहा गया ।

*कहानी को कक्षा में हाव-भाव के साथ प्रस्तुत करने के लिए कहा गया ।

*हरएक छात्र द्वारा कक्षा में नीतिपरक कहानी का प्रस्तुतीकरण करवाया गया ।

इस गतिविधि का मूल उद्देश्य -

- *बच्चों को प्रसन्न करना ।
- *बच्चों को एकाग्रचित्त करना ।
- *बच्चों की कल्पनाशक्ति का विकास करना ।
- *बच्चों को अनुशासन में रखना ।
- *पठन या वाचन के प्रति छात्रों में रुचि विकसित करना।
- *छात्रों में भाषा शैली कौशल विकसित करना।
- *छात्रों में तर्क, चिंतन, मनन, विचार करने की क्षमता उत्पन्न करना।
- *छात्रों में सामाजिकता की भावना उत्पन्न करना।
- *कहानी के माध्यम से संदेश देना, छात्रों का चारित्रिक विकास करना।
- *छात्रों में संवेगों, मनोभावों, भावनाओं व कल्पनाओं को उत्पन्न करना।
- *विषय की ओर रुचि, जिज्ञासा एवं ललक उत्पन्न करना ताकि छात्रों का ध्यान विषयवस्तु की ओर आकर्षित हो सके।



GRADE 8

English - Limerick Activity

Learning Objective – Students should be able to Collaborate and Create a Limerick following the rhyme scheme of aabba. Present their poem on an A4 sheet and recite the same with the right expressions. A nonsense verse activity was conducted across Grade 8 after completing the poem, Power Of Music. The class was divided into 5 groups. Each group composed a nonsense verse(limerick) on their chosen topic. They wrote the verse on an A4 sheet taking the viewpoints of every member under the observation of the teacher.

After completion of the work, they presented their work to the class and recited the limerick with the right expressions. It was very well taken up by students and the audience could not control their laughter on listening to the humor added to their creative verse. The best team's work was highlighted on the soft board, they were declared as the WINNERS and appreciated by the entire class.

Learning Outcome - Compose a nonsense poem by planning, revising, editing, rewriting and finalizing by collaborating with the team members.







Hindi (L2)-यातायात के नियम

गति विधि - इस गति विधि के दौरान विद्यार्थियों ने कक्षा में यातायात की बतियों (ट्रैफिक लाइट) का चित्र अपनी अभ्यास पुस्तिका में अपनी कलात्मकता के अनुसार प्रस्तुत करेंगे और उस विषय पर चर्चा करेंगे।

प्रतिफल - विद्यार्थियों ने यातायात के नियमों को हिंदी भाषा में जाना।





Science -Biology Lab Activity From Cell Structure & Functions Chapter

To show the stained temporary mount of Onion peel cell.

Procedure-

Take a medium sized onion, cut its outer surface with a knife. Use forceps to remove the peel of onion. With the help of a needle separate the small portion of epidermis (peel) Keep dilute safranin solution in a watch glass. Put this small peel in this watch glass with a brush and allow it to stain for 3-5 minutes. Transfer the stained peel to another watch glass that contains distilled water in it, to remove extra stain. Take a clean dry slide and place two drops of water/glycerine on the center of the slide.



Social Science -

Students are divided into 7 groups each group will be given a Fundamental Right which they need to explain/present in front of the class.



- The students will be divided into groups and will be asked to prepare five numerical questions.
- Each group will ask the questions to other groups and they will solve them. This repeats for other groups as well.
- Mark given for each numerical is 1 mark. Group with the highest marks will be the winner.



Telugu (L2) :

విద్యార్థులచేగుణింతాల గడియారం తయారుచేయుంచుట. విద్యార్థులు గుణింతపు గుర్తులతో గుణింతాలు వ్రాసేవిధానాన్ని నేర్పు కుంటారు. * గుణింతపు అక్షరాన్ని అడిగితేచూపించగలుగుతారు.

Activity : Making a multiplication clock by the students.


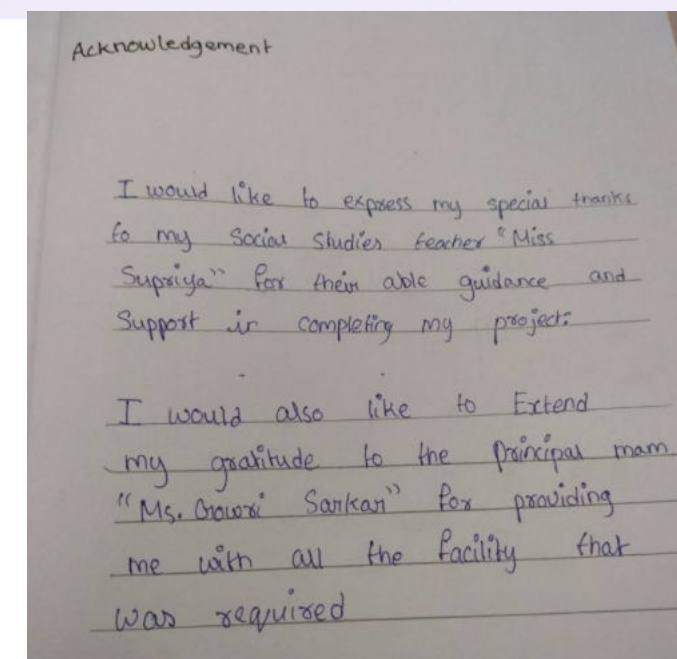
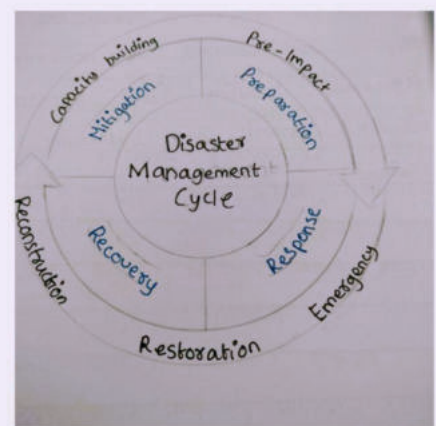



- * Students learn how to write multiples with multiplication symbols.
- * You can show the multiplication letter if asked.



GRADE 9

Social Science: Poster Making

Students did research on Disaster management and learnt about different disasters which can be seen in our country. They did a complete research on Floods and understood how a gentle and calm river becomes violent and dangerous at times. They made posters to spread awareness on how to stay safe during this disaster.





Telugu (L2) : Grid Activity

Letters were written in a grid. Children were asked to form 2, 3 and 4 letter words from it. Students enthusiastically participated in this activity.





Grade 10

Social Science -Economics Ch. - Consumer Rights-

Students did a lot of research about :

Who is the consumer?

What are their Rights?

Are these rights available to the consumers?

How can the market be changed and made more consumer friendly?



They came up with posters to spread awareness about Consumer Rights.



Social Science - 3 Minute Discussion-

This activity was conducted in Civics lesson 2- Federalism, Students had debate in groups on the topics- "Centre-State relation and Hindi to be made the official language in place of English".

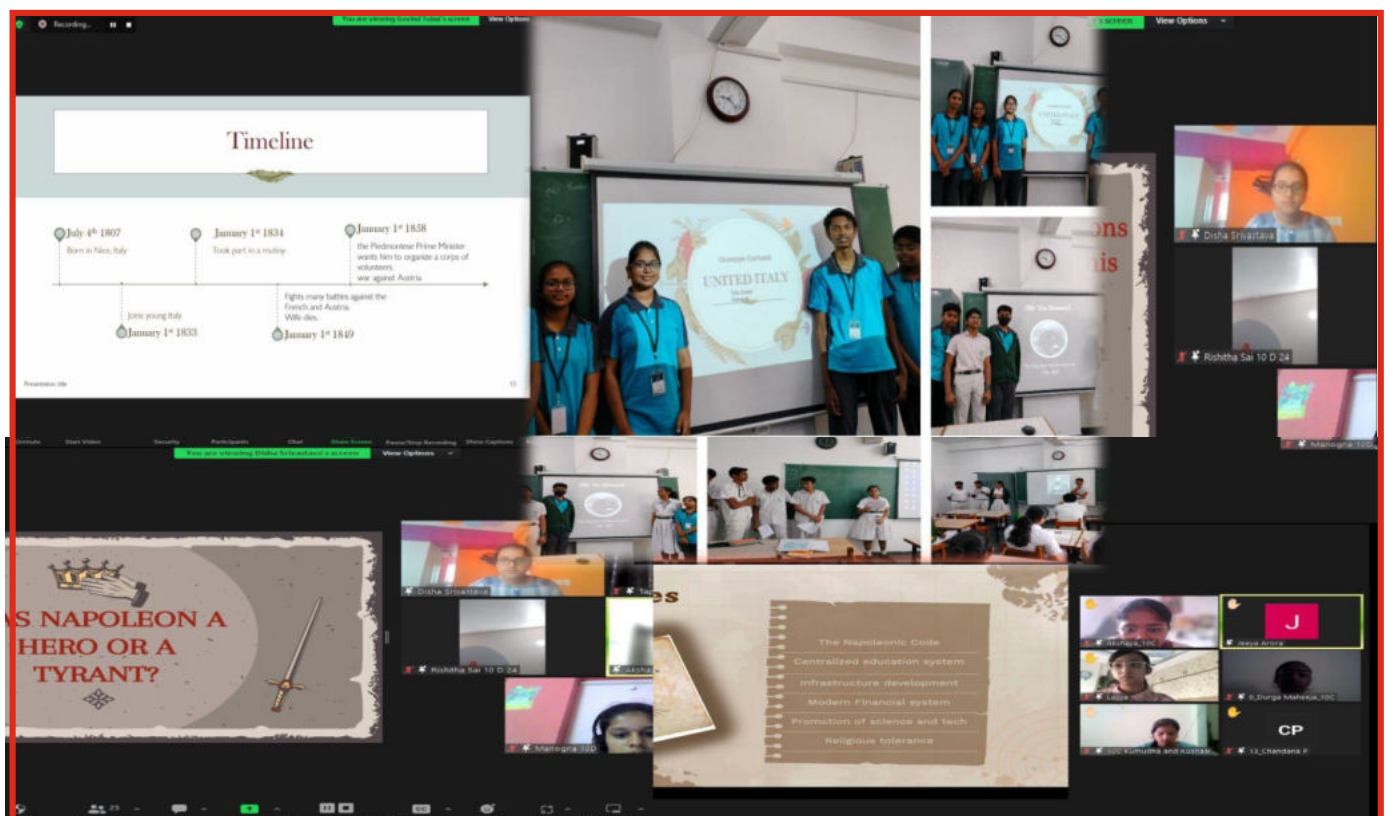
Students came up with innovative ideas and supported their topic very well.





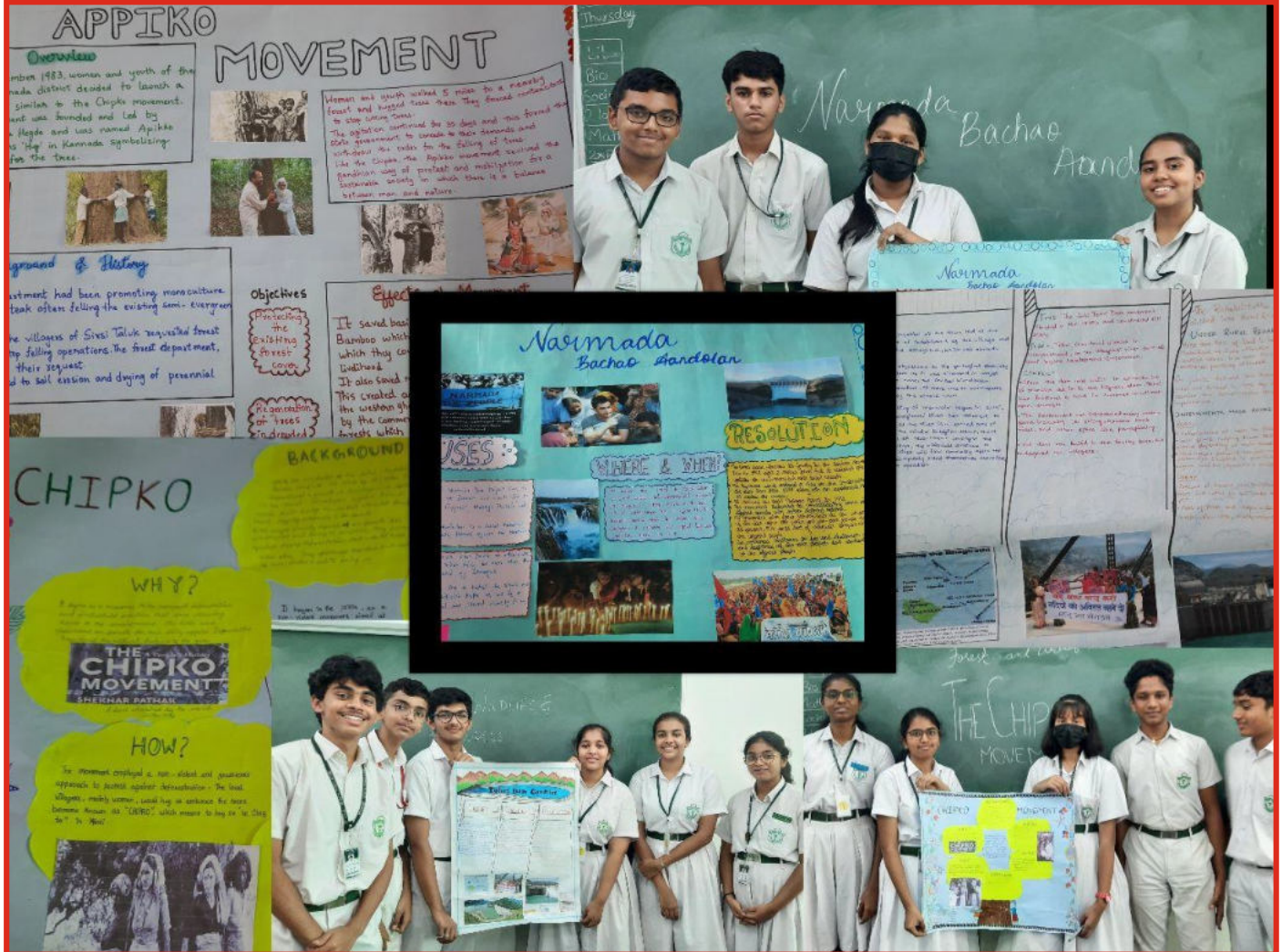
Social Science – Analytical Teams–

This activity was conducted for History Ch.1- Rise of Nationalism in Europe- Students were provided with resources about a few great leaders from Europe and they watched the videos for the same. After that the students presented their research as Proponents, Critics, Example Giver, Summarizer and Questionnaire on different leaders. It was a great learning for the student as they were able to analyze every aspect of that particular leader.



Social Chart and Oral presentations -

This activity was conducted for geography Ch. 2-Forest and Wildlife resources. Students were given different topics related to the ch. like Silent Valley revolution, Bishnoi Movement etc and every group did a lot of research to share the idea on their given topic. Some groups even came up with innovative ideas of Presentation by creating and reciting poems on their respective topics.





Science - Chemistry

To test various acids and bases with various reagents. Stronger acids like Hydrochloric acid, Sulphuric acid, Nitric acid have very acidic pH. So, it turns blue litmus into red and gives a red solution with methyl orange. Similarly, Stronger bases like sodium hydroxide, calcium hydroxide, potassium hydroxide, magnesium hydroxide, and ammonium hydroxide turn the red litmus into the blue. With phenolphthalein, they give a pink solution and with methyl orange they give a yellow solution.



Science – Biology Observation of stomata in epidermal peel:


Objective: To prepare a temporary mount of stomata in leaf peel. Children took a peel of leaf and strained . Then they observed the stomata under a microscope.




Telugu – Ramayana Balakandam

The students of Grade 10 summarized the lesson “Ramayana- Balakandam ” in the form of colourful mind maps.

The students of Grade 10 summarized the Ramayana - Balakandam lesson in the form of colorful mind maps





Math - Lines and angles activity:

In Lines and Angles Math Bingo, kids completed math problems by writing question numbers to mark the correct answers on a 5x5 bingo card. There are two primary goals for Math Bingo: to answer the questions correctly and to mark five answers in a line for a "bingo" as quickly as possible. The students really enjoyed this activity.



We will end this edition of DIPSBUZZ, with some thought provoking quotes
READ... REFLECT... REMEMBER...

If you want your children to turn out well, spend twice as much time with them, and half as much money.

ABIGAIL VAN BUREN

Sometimes the **best way** to help our kids is to **not** help them.

Kristen Welch

If you want children to keep their feet on the ground, put some responsibility on their shoulders.

— Abigail Van Buren

Until our Next issue: Stay Safe, Stay Healthy, and Stay Happy!

Phone: +91-7331100202/303 Email: info@dpsmiyapur.com