



DELHI PUBLIC SCHOOL, Miyapur

DIPSBUZZ

VOLUME. 9 ISSUE. 6

Page-1

DIPSBUZZ

SEPTEMBER 2023

"September invites us to turn the pages and embrace the stories that await, written by the hands of our students."

WELCOME TO THE SEPTEMBER EDITION OF DPS, MIYAPUR MAGAZINE.

September marks the start of a fresh chapter for both students and educators alike. In this edition, we'll explore a wide array of topics that reflect the spirit of September. Read about our students' engagement in recent classroom activities, projects, assemblies, and their accomplishments, whether in academics, extracurricular activities, or competitions, showcasing their dedication and hard work. We invite you to join us on a journey of exploration and discovery.

We hope that this September edition of our school magazine will inspire, inform, and connect us all.

Happy Reading!



AWARDS & ACHIEVEMENTS

YOU HAVE MADE US PROUD

I. TELANGANA STATE LEVEL

ALEENA DEY Grade 6

won **Silver Medal** at
the **State level**
Cultivating Art
Competition
conducted by
Telagana state



SHAIK DIYA Grade 3
won in district level
Cultivating Art Competition
conducted by Telagana state



II. DISTRICT ROLLERBLADE INLINE SKATING COMPETITION

Nischith Naveen
Sudarshanam
 Grade 8B
 Won The **Bronze Medal**



III. SGF DISTRICT SWIMMING COMPETITION at Saroornagar- 26/09/23

AADURI KASHISH
 Grade 6C
 U-14
 1)200 IM 1st (Gold Medal)
 2) 100 Mts Freestyle 2nd (Silver)
 3) 200 Mts freestyle. 3rd (Bronze).



SAMIKSHA PATIL
 Grade 7G
 U-14
 1)200 meters Breaststroke 2nd (Silver)
 2) 50 meters Breaststroke 3rd (Bronze).
 3) 100 Meters Breaststroke 3rd (Bronze).



ISHI AGARWAL**Grade 7G****U-14**

- 1) 100 Mts FreeStyle
1st (GOLD).
- 2) 200 Mts Freestyle
1st (GOLD).
- 3) 200 meters Backstroke
1st (Gold)

**BALA SIDDHARTH****Grade 9E****U-17**

- 1) 200 meters IM -
3rd (Bronze)



Korukonda Lyosha (Grade 3F) from DPS Miyapur along with her partner, Nimma Shanvi Reddy bagged **(bronze) 3rd place** in Doubles.



V. VRS and Vignana Jyothi U-16 Inter School Open Cricket Tournament

WINNERS - DPS MIYAPUR



- | | |
|--------------------------------|-------------------------------|
| 1. P. P. Krish - 10F | 8. Venkata Ssi Nikhil |
| 2. Ayan Bhargava - 10F | Namillapalli - 9F |
| 3. Shaurya Nemawarkar - 10B | 9. Himaksh Dutt - 8I |
| 4. Palleria Sriram Reddy - 10A | 10. Shaurya Vardhan - 10E |
| 5. Chaitanya Bhargava - 10E | 11. Kushaal Kanchibotla - 10C |
| 6. Anugu Rishel Reddy - 10A | 12. DSaksham - 8D |
| 7. Sama Abhinandan Reddy - 9E | 13. Varun Srimanthula - 9A |
| | 14. Ankeerth Thippa - 9E |

Hrishav Mahapatra

Grade 7B

Bagged the 3rd prize in Chess Open Tournament



HYDERABAD ROUND-UP



A day to remember: The medallists of the Pragathi Chess Foundation open tournament. SPECIAL ARRANGEMENT

Aaryn emerges the champion

HYDERABAD: Aaryn Rudrapati of P. Obul Reddy School emerged the under-13 champion in the Pragathi Chess Foundation children's tournament on Monday.

Final placings:

Boys: U-13: 1. Aaryn Rudrapati (4.5), 2. V. Shanmukh Saish (4.5), 3. A. Santosh Kumar (4), 4.

Hrishav Mahapatra (4); **U-11:** 1. M. Ritesh (5), 2. Samavarat (5), 3. N. Naman Durga (4.5), 4. C. Jayaditya (4).

U-9: 1. S. Vishwath Sai (5), 2. Srikrishna Sampathi Rao (5), 3. N. Dikshit (4), 4. P. Poojit Ayaan (4);

U-7: 1. R. Velvendan (5), 2. N. Narayana Srivathstava (4), 3. R. Saathvik Chakravarthy (4), 4. Sourik Biswas (4).

Girls: U-13: 1. K. Hasini (4), 2. G. Annika Reddy (4), 3. K. Hasini (3.5), 4. P. Lahari (3.5); **U-11:** 1. A.

VII. SGFI U -19 boys at saroor nagar (07/10/23)

Moses John

1. 50 mts breaststroke- **Sliver**
2. 100mts breaststroke-**Gold**
3. 200 mts breaststroke-**gold**

Arjun Kandoi

1. 100 mts butterfly-**Sliver**
2. 200 mts backstroke- **Gold**
3. 200 mts Individual Medley-**Gold**



VIII. National Finswimming Championship - 03-09-23 to 05-09-23

Samiksha Patil

Junior D Girls

Surface MonoFins - **Silver**
100 Bi-Fins - **Bronze**

Venue Pune

50 Bi- Fins - **Bronze**



IX. District Yogasana championship At Saroornagar.

- 1). Modagoni Danvi 4B - 1 Gold® category (8-10 Girls)
- 2). K. Bhavagnya 4D - 1 Silver. category (8-10 Girls).
- 3). B. Sri Ruthika 4F - 4th Position category (8-10 Girls).



X. CBSE Gymnastics National Competition

These three Dipsites are representing Telangana at the CBSE Gymnastics National Competition (Artistic Gymnastics under 11 category)

1. Lakshitha Kaalur 4I
2. Jayani Gangesetti 4F
3. Chethan Lathika Rathod 3B

Wishing them all the Best



Project Veer Gatha 3.0

Project Veer Gatha was instituted with the aim to disseminate the details of acts of bravery of the Gallantry Awardees and the life stories of these brave hearts among the students so as to raise the spirit of patriotism and instill amongst them values of civic consciousness.

Project Veer Gatha deepened this noble aim by providing a platform to the school students to do creative projects/activities based on gallantry award winners.

The Ministry of Defence (MoD) in collaboration with the Ministry of Education (MoE) have launched Project Veer Gatha 3.0 in the current year 2023-24 after the phenomenal success of Project Veer Gatha 1.0 conducted in 2021-22 and Veer Gatha 2.0 conducted in 2022-23.

As a part of Project Veer Gatha 3.0, dispsites engaged themselves in various activities on gallantry award winners.

- Projects were interdisciplinary and consisted of art integrated activities like poem, essay writing, painting , multimedia presentation .
- The best entries were uploaded on mygov.in and participation certificates received were shared with the students.

These activities helped the students to

- *know about the real heroes of our heroes who have ensured the safety, independence and integrity of our borders and people.*
- *pay their tribute to the bravehearts of Indian Armed Forces who have etched Veer Gathas in the annals of Indian history.*
- *reinforce their belief in the school motto - Service Before Self.*

Swachhata Pakhwada

1st -15th September 2023

"Cleanliness is not a discipline. It's an expression of love and regard for all lives around us."

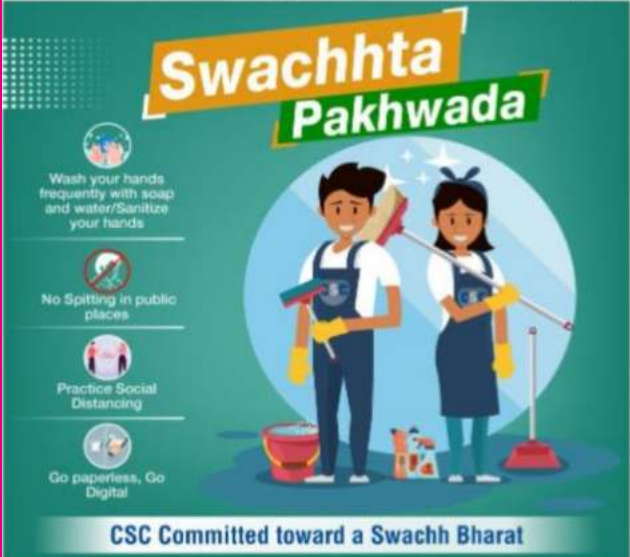
In keeping with the spirit of the 'Swachh Bharat Mission' initiated by the Government of India under the leadership of the Hon'ble Prime Minister, Shri Narendra Modi, DPS Miyapur undertook various activities

- ✓ Swachhta Pledge
- ✓ A rally walk led by students of Grade 6 as Eco-Warriors

- A special assembly was conducted wherein the staff and students of DPS took the Swachhta pledge. Speaking at the occasion, Principal, Mrs. Gowri Sarkar emphasized on keeping the surroundings clean and encouraged students to maintain cleanliness in their classrooms, school premises and even at their homes.
- Students of Grade 6 held a rally walk and went around in other classes for a week as Eco-Warriors. They made posters on Swachh Bharat Abhiyan .
- They emphasized the need for a sustainable environment by reducing plastic pollution or sensitizing others to the immediate environment.
- They advocated the cause of reducing plastic usage and also underscore the importance of using eco -friendly products.

Overall both the activities encouraged students to become change agents in their families and communities by spreading awareness and empathy.

DELHI PUBLIC SCHOOL MIYAPUR (BOWRAMPET)



Swachhta Pakhwada


Wash your hands frequently with soap and water/Sanitize your hands

No Spitting in public places

Practice Social Distancing

Go paperless, Go Digital

CSC Committed toward a Swachh Bharat



In keeping with the spirit of the 'Swachh Bharat Mission' initiated by the Government of India under the leadership of the Hon'ble Prime Minister, Shri Narendra Modi, DPS Miyapur undertook various activities

- ✓ Swachhta Pledge
- ✓ Rally – Grade 6





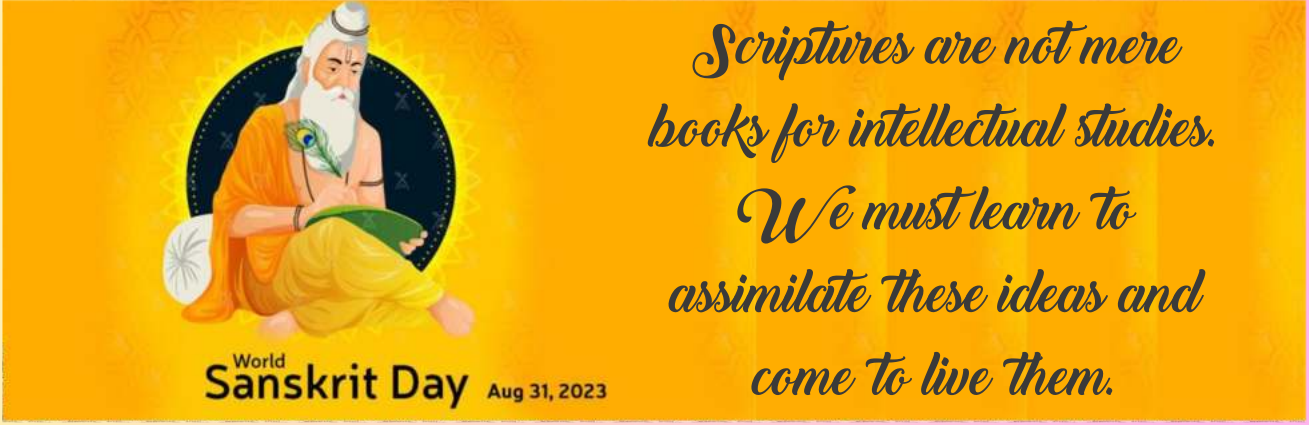


RALLY-ECO WARRIORS



Rally- ECO WARRIORS





World Sanskrit Day, a remarkable event in the history of our school, was held on 31 August 2023 in the school auditorium and was witnessed by the students of grades 6 to 8. This presentation was a unique and culturally enriching experience for both students and staff, as it showcased the significance of the Sanskrit language and its timeless heritage.

The event commenced with the Principal lighting the traditional lamp accompanied by a shloka recited by the students of grades 7 and 8, symbolizing the dispelling of ignorance and the pursuit of knowledge, which is at the core of Sanskrit philosophy. This was followed by a prayer in Sanskrit and the audience was updated about the latest local and global happenings.

Two mesmerizing dance performances were a part of the presentation. These dances were inspired by classical Indian dance forms depicting the values which one must imbibe to be a better version of one's self. A captivating skit was performed by students, showcasing how a child is enamoured by the beauty of Sanskrit language. As a unique twist, some popular songs were translated into Sanskrit and performed. This showcased the adaptability of the language to contemporary themes and demonstrated its relevance even in the modern era.

A qawwali portraying the thought that parents are manifestation of God and caring for them is equivalent to a pilgrimage was presented.

As a mark of respect toward this remarkable language, Principal Ms Gowri Sarkar too shared her valuable thoughts in Sanskrit.

World Sanskrit Day marked a significant moment in our school's legacy. It was the first of its kind, signifying our commitment to promoting and preserving the rich cultural and linguistic heritage of India. This event served as a testament to our school's dedication to holistic education, fostering an appreciation for the past while embracing the future.

The event was a resounding success, celebrating the timeless beauty and significance of Sanskrit. It was a moment of cultural enrichment, fostering an appreciation for the language's history, literature, and its relevance in today's world. The event left an indelible mark on all who attended, igniting a newfound enthusiasm for Sanskrit within the school community.







Janmashatami

(Special Assembly)

By Grade 1(sections A-E)



On 13th September, the students of Grade 1, DPS-Miyapur, had a spectacular Janmashtami celebration that left everyone in awe. The presentation was a blend of devotion, creativity, and enlightenment, as the young talents came together to celebrate the birth of Lord Krishna. The entire presentation conveyed the essence of Janmashtami, leaving everyone with a deeper understanding and appreciation of this sacred festival.

The show began with the enchanting recitation of sacred slokas by the students. The soul-stirring chants created a serene atmosphere. Following the slokas, a thought for the day related to Lord Krishna's teachings was shared, inspiring reflection among the audience. The students delighted the audience with a graceful classical dance performance. The intricate movements and expressions of the young dancers added an artistic touch to the celebration.

The students performed a heartwarming skit depicting how a family celebrates Janmashtami. The skit highlighted the excitement of visiting relatives and friends. The students engaged in a segment where they shared facts about the Bhagavad Gita, one of the most revered texts in the world. This educational segment shed light on the profound teachings of Lord Krishna. A visit to the ISKCON temple to learn about manifestation through devotees, and children discovering the essence of the festival, was also showcased.

A captivating enactment of Lord Krishna's birth was presented, involving the dramatic scenes of Kans imprisoning Devaki and Vasudev, Kansa's anger, Vasudev's journey across the river Yamuna while carrying baby Krishna in a basket on his head

while a thousand-headed serpent, the great Adi-shesh, protected the Lord from the torrential rain, and the heart-warming bond between Yashoda and Krishna along with his mischievous antics, and heroic feats. The student's performances were both engaging and emotionally charged.

The students showcased their physical prowess and coordination in a Dahi Handi performance. Dressed in vibrant attire, they formed human pyramids to reach and break the Dahi Handi, just like Lord Krishna did during his childhood. The audience cheered them with enthusiasm.

The young talents took to the stage in a ramp walk, dressed as various characters associated with Lord Krishna, including Radha, Gopikas, Balarama, Subhadra, Sudhama and others. This segment helped them to gain knowledge and understand the different important characters of the mythology.

The presentation concluded with a lively medley dance performance. The students danced gracefully, incorporating Dandiya moves and energetic beats into their performance. The mesmerizing dance routine was a visual delight for the audience. It ended on a spiritual note as a chariot representing Lord Vishnu, with children sitting as horses and Arjuna in a prayer position, was presented. This symbolic representation touched the hearts of the attendees.

The Principal, Ms Gowri Sarkar, applauded the students for their dedication and hard work. She expressed gratitude to the teachers who guided and trained the children for the assembly. She also appreciated the parents for their constant support.

The presentation concluded with a vote of thanks, acknowledging the efforts of everyone involved in making the event a success. Parents, teachers, and students came together to create a memorable Janmashtami celebration.







TEACHERS' DAY

**A teacher affects eternity;
they can never tell where their influence stops**
~ Henry Adams

Teachers day is a special occasion celebrated in India on September the 5th the birth anniversary of Dr Sarvepalli Radhakrishnan. We celebrate this day to honour and appreciate the dedication and hard work of educators. .

In our school, Teacher's Day is an eagerly awaited event, and this year's celebration was no exception. The day was marked by various activities and heartfelt gestures to express gratitude towards our teachers.



The highlight of the day was the cultural program put together by the students. This program featured a variety of performances, including dances, songs, interviews and poetry recitation. Before the cultural events started, while waiting for all the teachers to assemble from both blocks of our campus the council set up a few games for the early birds to enjoy along with a selfie corner. These games were so much of a hit with the that they had to be closed down for the cultural event to start.

The cultural celebrations were kicked off by the Head girl greeting and thanking the teachers for everything they do for the students and introduced the first dance of the day. After the dance we decided to do something unique by calling a few teachers from pre-primary all the way to high school to interview them onstage, asking them questions about themselves, their experiences and their opinions. This was the first set of interviews of two. Followed by the interview a beautiful poem written by the students was recited appreciating everything the teachers do for us.

The students then sang a few songs and then the second round of interviews commenced. All this was leading up to the final act of the cultural show, The Ramp Walk where we gave all the teachers a chance to show off their walk, clothes, accessories etc. With a little motivation from our principal Mrs. Gowri Sarkar all the teachers made their way to the ramp and had a blast. The teachers were then awarded in specific categories with a sash and a special gift. The whole event was wrapped up with the Head Boy's vote of thanks and a few words from our principal Mrs. Gowri Sarkar

Teacher's Day is a day of reflection and gratitude, where we acknowledge the pivotal role that educators play in shaping the future of our society. The celebration was a resounding success, not only in terms of the organized events but also in the heartfelt emotions shared by both students and teachers. It reminded us of the profound impact that teachers have on our lives, igniting the flames of knowledge and curiosity within us.

As we concluded the day's festivities, we were left with a renewed sense of appreciation for our teachers and a commitment to continue learning and growing under their guidance.

Moses John
Head Boy
DPS-Miyapur















GRADE – III

"The greatness of a culture is found in its festivals".

On September 23, 2023, the vibrant and enthusiastic students of Grade 3 came together to celebrate the auspicious festival of Ganesh Chaturthi. This presentation not only radiated the joy of the festival but also aimed to impart invaluable life lessons inspired by Lord Ganesha. It was a collaborative effort, uniting students, teachers, and staff members, resulting in a resounding success.

The presentation was divided into two slots, two shows. The setting was beneath the shade of the tamarind tree, believed to be the abode of Lord Rama in Hindu mythology. This serene backdrop added to the spiritual ambiance of the event. Parents were invited to witness their children's performances. Their joy was palpable as they observed their little ones dressed as divine beings, gracefully showcasing their talents with enthusiasm and grace.

The presentation commenced with an introduction by the young hosts, emphasizing the significance of Ganesh Chaturthi as a festival of learning from Lord Ganesha. The students invited the coordinator, Ms. Srilaxmi, for her welcome address. The auspicious lighting of the lamp was carried out by our esteemed Headmistress, Ms. Raina Bhatt, followed by a soulful rendition of the "Deepam Jyoti" song by our young Dipsites. It continued with a segment that covered news headlines from around the world, DPS news updates, and an inspiring thought for the day, a segment that encourages the students to stay informed and motivated.

The students recited shlokas dedicated to Lord Ganesha, invoking his blessings. This spiritual atmosphere was further enhanced by an enthralling and invigorating dance performance dedicated to Lord Ganesha. The symbolism of Lord Ganesha was beautifully portrayed on stage, allowing the audience to understand the significance of each aspect of his divine form and it was followed by a melodious song dedicated to Lord Ganesha.

The heart of the presentation lay in the life lessons inspired by Lord Ganesha through short skits and dramatisation. These engaging performances incorporated stories and life lessons related to Lord Ganesha, such as the importance of duty, family, forgiveness, task completion, and self-respect. The event concluded with the immersion of an eco-friendly


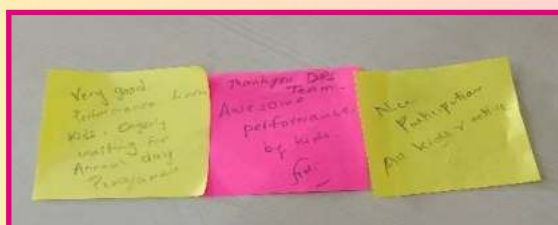
The headmistress lauded the efforts of the young learners, emphasizing the importance of imbibing the teachings of Lord Ganesha in our daily lives. The performance of the students received overwhelming praise and appreciation from the parents in attendance. They were deeply moved by the efforts of the teachers and students in putting together such a meaningful and culturally rich event. Several parents expressed their admiration for the dedication and enthusiasm displayed by the young learners.

This presentation was a harmonious blend of spirituality, cultural awareness, and the transmission of valuable life lessons. The event concluded on a patriotic note with the singing of the National Anthem, leaving everyone with a sense of unity and reverence for the festival and its teachings.











GRANDPARENTS' DAY – LEGACY OF LOVE (LKG & UKG– SEPTEMBER 2023)

"There is nothing more wonderful than the love and guidance a grandparent can give his or her grandchild" – Edward Fays

The Tiny-tots of Pre-Primary DPS, Miyapur celebrated grandparents' day "LEGACY OF LOVE" on 16th September 2023 to honor all the grannies and grandpas.

The program commenced with a **welcome dance** that demonstrates love for grandparents, and followed by **lighting the lamp, prayer, classical dance**, and the most recent news, concluding with the lovely proverb "A Grandparent has Silver in their hair and Gold in their heart."

The **medley songs** were sung in Telugu, Hindi, and English by a group of kids. Kids have enacted a **Telugu skit** of a birthday party where grandparents joined them to celebrate. In the skit itself grandparents took their grandchildren to watch a **Telugu retro medley dance** performed by little ones.

Next was **Qawwali** where children expressed their love for their grandparents. After qawwali, children took their grandparents back to the golden era of 60's, 70's, 80's and 90' through a mesmerizing dance.

The final program was the "**Grand finale**". Children performed on a peppy number where at the end they displayed the letters to form the sentence "**WE LOVE GRANDPARENTS**".

Many grandparents came forward to share their views on the program. Everyone praised the little performers and lauded their confidence. At the end hard work of the teachers, children and their parents clearly reflected in the program. As a token of gratitude, saplings were given to the grandparents. Here are a few glimpses of the event.













**Grandparents are like magicians.
They can create wonderful memories
for their grandchildren out of thin air**

Hindi Diwas



राष्ट्रीय हिंदी दिवस के उपलक्ष्य में दिल्ली पब्लिक स्कूल, मियापुर में 14 सितंबर 2023 को प्रत्येक कक्षा के स्तर पर विभिन्न गतिविधियों का आयोजन किया गया। जिस की शुरुआत सुबह की प्रार्थना सभा में हिंदी के महत्त्व एवं उसकी उपयोगिता के बारे में बताकर की गई।

कक्षा तीसरी के बच्चों द्वारा स्वच्छंद चित्रकला गतिविधि को कार्यान्वित किया गया। बच्चों को इस गतिविधि के दौरान बिना रोक-टोक स्वच्छंद रूप से कक्षा के बाहर एवं अंदर मौजूद वस्तुओं का अवलोकन कर, स्वतंत्रता पूर्ण सोचने और उसे चित्र के माध्यम से हिंदी में नाम सहित प्रस्तुत करने का अवसर प्राप्त हुआ। बच्चों ने इसमें उत्साहपूर्वक भाग लेकर अपनी अवलोकन शक्ति का परिचय दिया।




कक्षा चार के छात्रों द्वारा इस उपलक्ष्य पर हिंदी वर्णमाला के वर्णों का प्रयोग कर अक्षरबद्ध कविता की रचना करने का सुअवसर प्राप्त हुआ। जिसमें बच्चों ने अति-उत्साह से भाग लेकर अपनी सृजनात्मकता का परिचय दिया।



विभिन्न लेखकों एवं रचनाकारों
एवं कहानियों का संक्षिप्त
परिचय देते हुए -

कक्षा पाँच के छात्रों को मुंशी
प्रेमचंद द्वारा लिखित कहानी 'बड़े
भाई साहब' सुनाकर शिक्षा एवं खेल
के बीच के संबंध विषय पर अपने
विचार लिखित एवं मौखिक रूप में
प्रस्तुत करने का अवसर दिया गया।



कक्षा छठी के बच्चों को
व्यांग्यात्मक लेख से परिचित
करवाते हुए 'स्नान' नामक लेख का
ध्यानपूर्वक श्रवण कर उससे
सम्बंधित प्रश्नों का उत्तर देने तथा
आलोचनाओं को हास्यात्मक ढंग
से प्रस्तुत करने के लिए प्रेरित
किया गया।

कक्षा सातवीं एवं आठवीं में प्रौद्योगिकी का प्रयोग कर एक नैतिक कहानी एवं हरिवंश राय बच्चन द्वारा रचित
कविता को दिखाया गया। इसके पश्चात कक्षा को दो समूहों में विभाजित कर प्रश्नों का निर्माण करने , परस्पर
बातचीत कर एक-दूसरे से प्रश्नोत्तरी के माध्यम से निर्मित प्रश्नों के उत्तर मौखिक एवं लिखित रूप में प्रस्तुत करने का
सुअवसर प्राप्त हुआ। जिसमें छात्रों ने अत्यंत उत्सुकता पूर्वक प्रश्नों का निर्माण कर गतिविधि को कार्यान्वित किया।



कक्षा नौवीं के छात्रों को दो समूहों में विभाजित कर "आज की युवा पीढ़ी की हिंदी भाषा के प्रति जागरूकता एवं हिंदी का महत्त्व" विषय पर वाद-विवाद प्रतियोगिता का आयोजन किया गया। जिसमें छात्रों ने बहुत उत्साह से भाग लेकर सकारात्मक दृष्टिकोण अपनाते हुए अपने-अपने विचार प्रस्तुत किए।



कक्षा दसवीं के छात्रों द्वारा साक्षात्कार का आयोजन किया गया। छात्रों ने प्रधानाध्यापिका, मुख्य अध्यापिका एवं सभी संयोजिकाओं के साक्षात्कार के लिए उन्हें आमंत्रित किया। हिंदी भाषा के विकास, हिंदी भाषा के प्रति उनके विचार एवं विकास में योगदान पर आधारित एवं सामान्य विषय पर आधारित प्रश्नों का निर्माण कर सभी का साक्षात्कार किया गया। इस गतिविधि में छात्रों ने उत्साहपूर्वक भाग लेकर अपनी आयोजन एवं प्रबंधन क्षमता, परिपक्व रवैये का परिचय देते हुए स्वयं को विषय से सम्बद्ध कर अपने विचारों को भी सांझा किया।



इन सभी गतिविधियों को कार्यान्वित करते समय छात्रों ने हिंदी भाषा की मधुरता, सजीवता और उसकी पहचान को समझा। भाषा का ज्ञान एवं उसका आज के समय में उसका प्रयोग उसके विकास को दूसरे चरण तक लेजाने के साथ-साथ हमारी संस्कृति एवं उसकी पहचान को भी दर्शाता है।

छात्र जो कि आने वाले भविष्य के निर्माण करता हैं, हिंदी के महत्त्व को समझ कर, स्कूल एवं सामाजिक स्तर पर इस वैज्ञानिक भाषा को आगे लेजाने की जिस नई राह का आगाज कर रहे हैं अपने-आप में एक अद्वितीय कदम है। वैश्विक स्तर पर भी हमारी प्यारी हिंदी भाषा आगे ही आगे बढ़कर अपनी एक अलग एवं प्रभावशाली पहचान बनाने में निरंतर सफल हो रही है।







Raksha Bandhan



रक्षाबंधन का त्योहार सदियों से भारतीय जनमानस का हिस्सा रहा है। यहाँ रक्षाबंधन का तात्पर्य बंधने वाले एक ऐसे धागे से है, जिसमें बहनें अपने भाइयों के माथे पर तिलक लगाकर जीवन के हर संघर्ष पर उनके सफल होने की ईश्वर से प्रार्थना करती हैं। कला विभाग द्वारा मंच को राखियेतथा कृष्ण- सुभद्रा के चित्र से सुंदर ढंग से सजाया गया। गौरी महोदया, राइना महोदया, हेमा मालिनी महोदया, दिव्या महोदया, गिरिजा महोदया, आरती महोदया, कल्पना महोदया, गरिमा महोदया, अजय महोदय जी आप सभी अतिथि जनों ने पधार कर हमारा उत्साहवर्धन किया। दीदी, भईया को बच्चो ने राखी बाँधी और मिठाई भी उपहार स्वरूप दी इस कार्यक्रम से बच्चों ने सीखा सार्वभौमिक भाईचारा।









INAUGURATION OF THE SNAKES & LADDER PLAY AREA



The game of Snakes and Ladders is a common board game found in every household. It is a game played at leisure time at home. But here at DPS Miyapur, we have got a gigantic snake and ladder game for the Dipsites to enjoy. The game area was inaugurated by the Principal, Ms. Gowri Sarkar.

This game has a lot of life skills to teach. It captures, as no other activity can hope to do, the eternal truth that for every ladder you climb, a snake is waiting just around the corner; and for every snake, a ladder will compensate.

LEARNINGS FROM A SNAKE AND LADDER GAME:

Getting along and taking turns

Acceptance – accept the roll and respond accordingly: don't try to pretend it wasn't a "proper" roll (e.g. dropped); or attempt to change the count by skipping or counting twice on a square

Resilience – stay strong and focused and don't crumple with repeated setbacks: okay, so you've been swallowed by this same snake three times now; next time you just might overcome it

Persistence – keep going: you might roll a succession of small numbers but each moves you closer to the goal

Humour and fun – always look for the light side: it is just a game after all, it's not the winning that matters, it's how you play it. (on one board it was observed that one of the ladders ended on the same square as a snake's head! What can one do? Just laugh and enjoy it.)

But the snake and ladder game holds good in academics too. It helps the children to learn a lot of concepts in Mathematics. The concepts of addition, subtraction, skip counting, backward counting etc can be learnt quickly in a play-way method.



PARENTAL IN-SCHOOL PROGRAM

Grade - 2

"The best inheritance a parent can give his children is a few minutes of his time each day."

The Parental In-School Program has succeeded in providing a unique opportunity to gain insight into a child's daily school life and experience a firsthand learning environment they thrive in. It has been an enriching experience for both parent and child.

The PIP has brought in new ideas into the classroom. The parents have come up with the most unique concepts (rice cultivation, formation of rainbows, magic of oil in water etc). The teaching methods of parents have brought in new ideas of teaching to the teachers. The interaction among the parents and children was enthusiastic and encouraging.

The PIP has offered the parents a new experience of teaching while being in other professions. The sessions took place with much keenness among with students. The students felt joyous and ecstatic looking at their parents and their presence. The parents were much pleased at the oral interaction from the students.



2B



2C



2D





2D





2E





2F



2G





2H





21





2J



FIELD TRIP

Field trips are powerful learning experiences but it is easy for them to pass quickly. Maximizing the learning requires thoughtful work done before and after the trip.

GRADE 1 - TO KANDLAKOYA OXYGEN PARK

On 20th of September, 2023 Grade-1 students of DPS Miyapur, went for a field trip. 300 students along with 25 teachers, including P.E. Teachers, went to Oxygen Park to have fun. They reached the park at 9:30 a.m .

The place was amazing. It was a nice park away from city pollution, a very big park with a lot of trees & vegetation. The students were quite excited and enthusiastic about their field trip. The park was well maintained and had good attractions inside. The best part that the students could experience was the bird aviary. The Aviary had exotic birds. The experience of walking on the canopy bridge among the macao other birds was extraordinary.

Other than that, there were many places to explore like canopy walk, elevated bridge, Devil tree, butterfly park, tortoise lake etc. Kids had lots of fun. The teachers had a good time too. They captured lots of memorable pictures. This park is an ideal place for relaxation as they spent quiet, calm and peaceful four hours in nature.

The park looks more like a small forest. There are different seating arrangements like table – shaped seats and tables, butterfly-shaped seat for taking photos , picnic tables where one can sit and have food, a nature classroom, and a play section for the kids, a tree house to climb, tree monster and a big turtle sculpture to climb and take pictures.

There is a nice elevated walkway bridge constructed. The students walked between the trees and had some fun. There was also a special butterfly park with a variety of plants like banyan tree, eucalyptus trees, bamboo plants and many more. The air in the park was refreshing. Students explored the place, saw new plants which offered an opportunity for learning. We thank our school Principal, Ms. Gowri Sarkar, Head Mistress, Ms. Raina Bhatt, Co- Ordinator, Ms. Divya for selecting ‘Oxygen Park’ as the venue for the field trip.









Botanical Garden

Grade 2



Delhi Public school, Miyapur, arranged a field trip for the students of Grade II A-J sections on September 16, 2023 (Friday). Students were accompanied by their class teachers, language teachers, RS teachers and PET teachers. The students were taken to the Botanical Garden at Gachibowli. The students boarded the bus at 8:30 a.m and reached their destination by 9:45 a.m. All the students were excited to explore the park.

The Botanical Garden surrounded by widespread trees, herbal plants, flowering plants and creepers was a feast for the eyes. The students walked around the enclosures and were fascinated by the symmetrical display of a variety of plants with their botanical names. Students also caught glimpses of peacocks and a small lake.

Students took keen interest in knowing different types of plants/trees/shrubs & herbs. They visited the Cactus Garden and saw a variety of cactus plants. Students asked a variety of questions with regards to the shapes, sizes of the plants and received satisfactory answers. Students also played in the playground and the green area. Trip ended with all the students having a peaceful lunch in the park under the shade of green trees.

Students enjoyed a lot and had a wonderful day. Students were back to school by 1:00 pm. After they reached school students were given a field trip worksheet where they wrote about their trip experience.

Learning outcomes from the trip:

- Students learnt about different kinds of plants/trees/shrubs labeled with common and scientific names and regions of origin.
- Students learnt about different types of plants and their health benefits.
- Students got a visual learning experience which is different from classroom learning.
- Students developed critical thinking and extended their learning to the real world.















VISIT TO A MENTAL HEALTH CENTRE

CHETANA HOSPITAL

The Psychology department of **Grades 11 and 12** embarked on an educational field trip to Chetana Hospital in Secunderabad on August 28th, 2023. Accompanied by their psychology teacher, Ms. Barnali, the students had a unique opportunity to interact with the hospital's nurses and patients, gaining valuable practical insights into mental health and disorders.

The hospital staff warmly welcomed the students and provided them with informative sessions on common mental disorders, including their causes, symptoms, and treatment options. Students also learned about various medications used to address psychological illnesses and the appropriate dosages. The patients at the hospital were open and eager to share their personal experiences and challenges.

This field trip provided the students with a profound understanding of the field of psychology and psychiatry. They received in-depth explanations and had practical interactions with individuals suffering from disorders such as schizophrenia, bipolar disorder, substance abuse (ADS and NDS), depression, mania, social anxiety, psychosis, and many others. The hospital's comprehensive care approach included counseling services for patients, staff, and the families of those dealing with mental illness.

The students expressed positive feedback about the field trip. Such visits play a crucial role in reducing stereotypes associated with mental health institutions and raising awareness about the importance of mental health.

By

HIMANI SANTOSH C XIIB



INTER HOUSE COMPETITIONS

FLAUNT YOUR FAVOURITE TOY

GRADE- LKG

Toys are children's words and play is their language.

~GARRY L. LANDRETH

While competitions are the best way to boost the confidence of children, it enhances the confidence and speaking skills in the children to develop their imagination and stimulates curiosity.

Keeping this in mind, "FLAUNT YOUR FAVOURITE TOY" was conducted for grade **LKG** on **21st September 2023**. The tiny tots participated in the competition actively and enthusiastically and said a few lines about their favourite toy by showing the object. It was a fun filled competition.

Criteria for judgement:

Children were judged based on Introduction, Confidence, Clarity of speech, Relevant Props and overall presentation.



LKG - B



LKG - C





The Winners are:

S.no	Class	Position	Name	House
1.	LKG A	FIRST	AADYA KOGAN	JAL
		SECOND	VIEHAN RAMAGOUNI	AGNI
		THIRD	MIHAAN PAGAR	AGNI
2.	LKG B	FIRST	SAHITHI MANNA	AAKASH
		SECOND	VAANYA SONI	AGNI
		THIRD	RISHAN NEELAM	AGNI
3.	LKG C	FIRST	VIRAJ SRIHARI	AAKASH
		SECOND	LEKHYANSHA NERADABILLI	AAKASH
		THIRD	AADYA DESHPANDE	PRITHVI
4.	LKG D	FIRST	POTHAMSETTY VENKATA SAI THANVIKA	AAKASH
		SECOND	KAITHA VIVAAN REDDY	AAKASH
		THIRD	SHAIK TAISH	AAKASH

DEFT WITH DOUGH**GRADE- UKG****THEME: Festival**

CREATIVITY is inventing, experimenting, growing, taking risks, breaking rules, making mistakes, and HAVING FUN.

Clay modeling is a great way to develop a child's fine motor skills and imagination. It stimulates creativity by allowing the student to bring their ideas to life in three dimensions; encouraging, artistic, and creative skills. Modeling with clay often presents challenges, such as figuring out how to construct a particular shape or structure. Students learn problem-solving skills by experimenting and finding solutions. It also improves Eye-Hand coordination, while playing with clay they activate the muscles of their arms and hands.

The “Deft with Dough” competition was held on 21st September 2023 in UKG classrooms to enhance their fine motor skills. The time duration of the competition was 40 minutes. All the class teachers provided clear instructions before the competition.

The main objective of the competition was to stimulate the imagination of the children and enable them to give a better shape to their creativity.

The little hands worked smoothly and efficiently to fulfill their heart's desires and creativity. Modeling with clay provided an opportunity for children to physically convey their emotions.

They pounded, squeezed, rolled, and blended the clay to make some unique and amazing models of **LORD GANESHA, SHIVA, ONAM, DIYAS, TORAN, MOON, CRACKERS ETC.**



UKG B



UKG -B



UKG-C



UKG-C





The Winners are:

S.no	Class	Position	Name	House
1.	UKG - A	FIRST	DHAANVITHA VEERANKI	AAKASH
		SECOND	RUTHWIK KAKANI	JAL
		THIRD	SAPA SAANVI	JAL
2.	UKG - B	FIRST	KAIRA PATEL	AGNI
		SECOND	PEDABALLI PAARTHIV REDDY	PRITHVI
		THIRD	DIVISHA SINGH	AAKASH
3.	UKG - C	FIRST	SUMITH VIHAN TANUKU	AAKASH
		SECOND	DARSIPUDI SREE VIKRAMADITYA	AGNI
		THIRD	HEZA NIAM	AGNI
4.	UKG - D	FIRST	SAMANVI ALLA	AGNI
		SECOND	KOPPULA YESHASVI	AAKASH
		THIRD	CHAITRA ANUMUKONDA	JAL
5.	UKG - E	FIRST	MANDALA JAGAN MOHAN REDDY	AAKASH
		SECOND	SURYANK DAS	AGNI
		THIRD	ADVIKA PATIL	JAL

"NATURE IN A FRAME"

Grade 1

"Nature reveals to us a beautiful part of ourselves we could not find anywhere else."

On Friday, September 22, 2023, an inter-house competition titled "Nature in a Frame" was organized for the Grade 1 in school. The competition aimed to foster creativity and environmental awareness among the young participants. It provided an opportunity for the students to showcase their artistic talents while incorporating elements of nature into their projects.



Students were instructed to bring natural items from their balconies, such as leaves and twigs, to use in their projects. The time duration was 1 hour. Theme was "Nature in a Frame". All Grade 1 students enthusiastically participated in this competition. The event was divided into houses, and each house was represented by a team of creative students.

During the one-hour duration, students used their imagination and the natural materials they had collected to create innovative models. Some of the remarkable creations included:

Butterflies: Many students crafted beautiful butterflies using colorful leaves and twigs, showcasing their fine motor skills.

Fish: Some participants designed intricate fish models, demonstrating their ability to use natural materials to mimic real-life objects.

Dinosaurs: A few students took on the challenge of recreating dinosaurs, displaying their creativity and knowledge of prehistoric creatures.

Flowers: Most of the children crafted beautiful flowers.

A panel of teachers assessed the projects based on creativity, use of natural materials, attention to detail, and overall presentation. Each student's effort was recognized and appreciated.

While all the students displayed remarkable creativity, there were winners from each house, who were awarded certificates to acknowledge their outstanding work.

The "Nature In A Frame" competition held on September 22, 2023, was a resounding success. It not only encouraged the Grade 1 students to think creatively but also instilled in them an appreciation for nature and its beauty. Such events play a crucial role in nurturing young talents and promoting environmental consciousness among the students.



We extend our appreciation to all the students, teachers, and staff members who contributed to the success of this competition, making it an enjoyable and educational experience for everyone involved.



The Winners are:

S.no	Class	Position	Name	House
1.	1 A	FIRST	1. NURUKURTHI ARJUN	AGNI
		SECOND	1. ARK GUPTA 2. DIYA PATIL	AAKASH AAKASH
		THIRD	1. KUCHARLAPATI SRESHTA ANANDHI	AGNI
2.	1 B	FIRST	1. SHRESTA SAMAL	JAL
		SECOND	1. JOHN KENNETH BASKAR 2. BINDU PRANAVI ACHYUTA	AAKASH AGNI
		THIRD	1. SANVITHA RANABOTHU	AGNI
3.	1 C	FIRST	1. AAVYA TRINAYANI BHARDWAJ	JAL
		SECOND	1. BANGARI SAI DARAHAS	JAL
		THIRD	1. RELANGI KAVYASREE	AAKASH
4.	1 D	FIRST	1. PALANKI THAPAN KESHAV 2. HANITH SAHOO	AAKASH JAL
		SECOND	1. V SHANMUKHA SAI 2. BHARGAV HARISH PAWAR	AGNI JAL
		THIRD	1. SAI SHLOKA REDDY PABBATI	AAKASH
5.	1 E	FIRST	1. SAI SATHVIK GUNTURU 2. AYUKTA POLASI	JAL PRITHVI
		SECOND	1. MASTER DHRUDDABRATA MAZUMDAR 2. THOTA ISHAAN	AAKASH AAKASH

		THIRD	1. NAREDLA AVYAN VAJRA	AGNI
6.	1 F	FIRST	1. POLAVARAPU SATHWIK	AGNI
		SECOND	1. DHRUVA GADEPALLI 2. AMARA VENKATA VISHRUTH RAO	AGNI JAL
		THIRD	1. BHOGIREDDI LIKHIL KARTHIKEYA 2. MANYA SINGH SENGAR	JAL JAL
7.	1 G	FIRST	1. LAVU NIHAL 2. AADVIK DHAWAN	JAL AGNI
		SECOND	1. NEMANI SRIHARI SHANMUKH	PRITHVI
		THIRD	1. SIDDANADHAM VENIKA SRI SIVANI	PRITHVI
8.	1 H	FIRST	1. JYOTHI PRATHEEK VENKATA SAI POTHAMSETTY 2. SHREYAS VIHAAN PARANAM	JAL PRITHVI
		SECOND	1. MRIGANKA PATRA	AGNI
		THIRD	1. MANASVINI GADDAM	JAL
9.	1 I	FIRST	1. MAHIRA GUPTA 2. PATURI MONVITHA	AGNI PRITHVI
		SECOND	1. VISHITA KUTTHUMOLU	JAL
		THIRD	1. SREE AARNA KARTIKA GAJAVELLI	JAL
10.	1 J	FIRST	1. YASHWANTH PALADUGU	AGNI
		SECOND	1. JESHWANTH KRISHNA POLAKAM	PRITHVI
		THIRD	1. SHANYUDH VIYAAN GURRAM	AAKASH



GRADE 2

PROP-IT-UP STORYTELLING

“Storytelling is the most powerful way to put ideas into the world today.”

Storytelling is an art of narrating or unfolding the narratives of a story. Competitions are the best way to build the confidence in children to stand in front of the crowd and tell a story. It helps to sharpen their presentation skills and to recall the sequence in a story. It allows them the liberty to present the story on their own with expressions. It also develops children’s imagination, stimulates curiosity and enhances their creativity skill.


Keeping this in mind, “PROP-IT-UP STORY TELLING COMPETITION” was conducted in all the sections of Grade 2. The preliminary round took place on 13th September 2023. Where, children had to make a prop from best out of waste, within the time limit of one hour, in their respective classes.

The final round was conducted on 20th September 2023. Children narrated a short story in English using the prop prepared by them, within the time limit of 3 mins.

The children participated in the competition actively and enthusiastically and performed spectacularly narrating their favourite stories with awesome enthusiasm, props, actions, voice modulation and impressive expressions which impressed the judges.

The competition was judged by the teachers of Grade 2. The judgment was based on materials used, neatness, effective use of time, creativity and relevance, voice modulation / pronunciation and overall presentation. The little story tellers won everyone’s heart and were applauded.









The Winners are:

S.no	Class	Position	Name	House
1.	II A	First	1. BHUVI S BALE	PRITHVI
		Second	1. MULE YUVAN	AGNI
		Third	1.RAYALA GEETHIKA 2.ANAAYAA JAIN	AAKASH AGNI
2.	II B	FIRST	1.AHIR MUKHERJEE	AAKASH
		SECOND	1. AHAN MUKHERJEE	AAKASH
		THIRD	1. SAARANSH SINGH	AGNI
3.	II C	FIRST	1.KOTTAPALLI MEGHAMALA	PRITHVI
		SECOND	1.VOONNA HITHAGNYA	AAKASH
		THIRD	1. NAVYA CHAUHAN	AGNI
4.	II D	FIRST	1.SUHANI PATRO	JAL
		SECOND	1.RISHITA BODDU	JAL
		THIRD	1.MAANAS REDDY BOBBALA	AGNI

5.	II E	FIRST	1.RUDHI T	AAKASH
		SECOND	1. VIRAJ KARTHIKEYA VAKA	PRITHVI
		THIRD	1.SHANAYA GUPTA	JAL
6.	II F	FIRST	1.KEVIN R	JAL
		SECOND	1. VEEKSHA R	AAKASH
		THIRD	1. RIDHARV PASWAN	AAKASH
7.	II G	FIRST	1.RUDRA MISHRA	AAKASH
		SECOND	1.MITIKSHA THOTAKURI 2.YANDRATHI HAANVIKA 3.PELLURI REYANSH KALYAN 4.SHANMUKH SAI SISTLA	AAKASH AGNI JAL PRITHVI
		THIRD	1. AMYRA ROOP ROY	PRITHVI
8.	II H	FIRST	1.ATHARVA PATEL 2.SHAHIRA SINGHA ROY	AGNI PRITHVI
		SECOND	1.MURAKONDA HAASINI 2.RUTHVIK REDDY AREGAKUTI	PRITHVI AGNI
		THIRD	1. MOKSHITHA BATHINA	AGNI
9.	II I	FIRST	1.CHITIKINENI HANVITH BHASKAR	AAKASH
		SECOND	1. TRISHNA SAI LAKSHIKA SRIRAMDAS	AGNI
		THIRD	1. VENGALA DYUTHI	AGNI
10.	II J	FIRST	1.PREM KUMAR YADAVALLI	JAL
		SECOND	1. VIDHI VISHAL PARMAR	JAL
		THIRD	1. ADVIK KUMAR AYALA	AGNI

INTER HOUSE COMPETITION

Theme: "Wriggle Your Mind with Squiggle"

Grade: IX, X, XI & XII

"Art is a line around your thoughts, but sometimes it's a squiggle."

Creativity and innovation are two indispensable elements for students as they prepare themselves to navigate and establish themselves in the competitive and global business landscape of the modern era. These two elements serve as the driving forces behind groundbreaking ideas, stimulate fresh perspectives, and unlock doors to new opportunities.

DIP-SITES from Grade 9 to 12 enthusiastically participated in the competition and displayed their creativity by brainstorming to expand the squiggle assigned into a creative and beautiful art. Squiggling is an activity that promotes different perspectives. Certainly, this competition was an art of decision-making and a skill that tests patience. It indeed tickled the young minds. Students truly enjoyed it and attempted to deliver their best. They complemented their thinking process by transforming their ideas into beautiful designs.

Some of the beautiful moments captured: -



WINNERS' LIST

Grade IX

S. No	Name	Class/Section	House	Position
1	Aasritha Sai Anu Sree Katakam	IX E	Prithvi	1 st
2	Prateeksha Das	IX C	Jal	1 st
3	T Sreshta	IX F	Agni	2 nd
4	Kaavya SP	IX B	Jal	2 nd
5	Hemchand Kota	IX A	Jal	3 rd
6	Varshika M	IX D	Jal	3 rd

Grade X

S. No	Name	Class/Section	House	Position
1	Disha Srivastava	X D	Jal	1 st
2	K Abhiram Reddy	X F	Prithvi	2 nd
3	Gundi Sushanth Sri Datta Teja	X B	Prithvi	2 nd
4	Nutikattu Bhavana Hari Sai Akshaya	X C	Jal	3 rd
5	Kolli Mythili Reddy	X A	Prithvi	3 rd
6	Sahasra Geethika Thota	X E	Prithvi	3 rd

Grade XI/XII

S. No	Name	Class/Section	House	Position
1	Vedant Soni	XII A	Aakash	1 st
2	Latha Chaudhary	XI A	Jal	2 nd
3	Priyanka Chekkala	XII B	Prithvi	2 nd
4	Bhawesh Kushwaha	XI B	Agni	3 rd

EK BHARAT SHRESTH BHARAT



Unity in diversity is India's strength. There is simplicity in every Indian. There is unity in every corner of India.

~ Narendra Modi

Unity in diversity in India is living proof that despite different religions, cultures, and languages people of India live together with love and peace. Unity in diversity is a unique feature of our country that binds everyone together to maintain peace and brotherhood.

To continue the spirit of brotherhood, DPS, Miyapur, organized a CBSE initiative "Ek Bharat Shrestha Bharat" programme (announced by Hon'ble Prime Minister on 31st October, 2015 on the occasion of the 140th birth anniversary of Sardar Vallabhbhai Patel) which aims to enhance interaction & promote mutual understanding between people of different states/UTs through the concept of state/UT pairing.

This year Telangana's paired state is Jharkhand. The states carry out activities to promote a sustained and structured cultural connection in the areas of language learning, culture, traditions, music, tourism, cuisine etc. Activities Planned for the day:-

Students were required to come traditionally dressed according to the assigned state (TELANGANA AND JHARKHAND)

Students were required to bring assigned traditional state food for breakfast and lunch.

- ACTIVITY: INTERESTING FACTS
- Children have shared some interesting facts of the assigned state and also few similarities and differences.
- RAMP WALK was done by all the students dressed in the traditional state dress.
- ACTIVITY: SKETCH MY STATE

- Children have marked the JHARKHAND and TELANGANA states on the INDIA POLITICAL MAP and drew its respective state's animal, bird, flower and tree.
- Respective state cultural dance videos were shown to the children for a broader exposure.

Learning Outcomes:-

- The primary objective of the Art Integration under EBSB Programme is to promote Indian culture, art and heritage, and to create a sense of national unity and identity among the people of India.
- It aims to encourage artistic and cultural activities and events that would bring the people together and help the people know the culture and traditions of each other's state. promote cultural integration between different states of India and to connect people from different linguistic and cultural backgrounds through art forms.



I-B



I-C



I-D



I-E



I-F



I-G



I-H



I-I



I-J



II-A



II-B



II-C



II-D



II-E



II-F




II-G



II-H





LEARNING OUTCOMES

- When we compare both states, we can see some similarities and differences in their approach towards Art Integration.
- In both states, the respective state governments have established an Art and Culture Department to take care of promoting local art forms and handicrafts.

- Students have learnt that the Art Integration under Ek Bharat Shrestha Bharat Programme has emerged as a vital initiative to promote the unity and integration of the country.
- Students learnt about the states, including Jharkhand and Telangana, have a rich cultural heritage and have taken several steps to preserve and promote it.
- Students have pinned the location of Jharkhand and Telangana in the India Political map.
- Students have explored the different dance forms of the states and their state symbols.
- This helps in connecting people from different parts of India through art and cultural activities and creates a sense of national unity.

School management, teachers, students
and parents have contributed in making
the bagless day a success.

BRAIN TEASER

Guess the names of the Indian Food Dishes

- | | |
|-----------------------|--------------------|
| 1. K.5/2 P 🔄 | 8. 🍌 la i k O f 🍌 |
| 2. 🍌 A L 🔄 | 9. 🍌 i 🍌 🍌 🍌 |
| 3. 🍌 P 🔄 | 10. 🍌 🍌 |
| 4. L A ch A P A ® 🍌 | 11. 🍌 t ® P 🔄 la O |
| 5. But® X A n | 12. 🍌 🍌 la i |
| 6. Ch X 🍌 \$ L A | 13. 🍌 \$ la 🍌 d |
| 7. P 🔄 but® 🍌 \$ L.A. | 14. 🍌 X n |

Note: Answers in the last page

A DAY @ DPS MIYAPUR

Pre Primary

RAKSHA BANDHAN

Raksha Bandhan means “*the bond of protection*”. An universal Indian festival celebrating the relationship between brothers, cousins and sisters. It involves tying a Rakhi (the sacred thread) by a sister on her brother’s wrist on a traditional note but today a Rakhi is tied by anyone as a token of taking a vow to protect the other, be it a child around a tree or a grandfather to his granddaughter or a person to his/her colleague.

The Raksha Bandhan presentation was made by the students in Hindi language on 29th August, 2023.

Raksha Bandhan celebration was organized by DPS, Miyapur for the kids of UKG on 29th August 2023. Kids brought the Rakhis and they tied Rakhi to their friends. Teachers prepared sweets and distributed them among students. After tying Rakhi they joined the Raksha Bandhan special assembly organized by Grade 1 and Grade 2 students.



UKG Hobby Classes - Fun time at School



CLAY MODELLING AND OTHER ACTIVITIES

In DPS Miyapur, students enjoyed activities like clay moulding, flipping the dice and bouncing the ball and counting beads.

❖ Clay moulding helps children to develop their hand and eye coordination as they pound, pat and smash the clay into shapes and objects. It also helps the small muscles in their fingers and hand, which is known as fine motor skills, as they pinch, squeeze and prod the clay.

- ❖ Children flipped the dice and bounced the ball to the number of dots on the dice, which develops Math and social-emotional skills in a fun and engaging way.
- ❖ Counting beads helps children to develop their cognitive skills, improves logical thinking and reasoning skills. And also enhances their sense of numbers and quantity.
- ❖ Children were asked to say the difference between boy and man, girl and woman. Then explained by showing a real man, boy, girl and woman.



Counting beads



Activity Room - concept of TALL and SHORT



Backward curve Sight Words Letters 'Kk', 'Cc', 'Pp', 'Tt', 'Jj', 'Ss', 'Aa

Backward Curve:

Introduction was done through different methods like showing objects, showing hand positions, tracing in air, tracing in salt tray, tracing in sand and writing in a book.

Introduction of Backward Curve



Introduction of Sight Words

SIGHT WORDS:

Also introduced sight words like I, it, is, in, if, a, as, at, an, am.



INTRODUCTION OF LETTERS:

Teaching the alphabet are core of what we do in LKG for many months! The best way to teach kids the alphabet is through a Story, the letters in their names, letter related objects, wooden boards with alphabets, sand tracing, salt tray tracing and sand paper letters in the classroom – for the things that start with the letter introduced on that particular day.

Introduction of Letter Kk, Cc, Pp, Tt, Jj, Ss, Aa

Letters were introduced to children through stories in funny tales which helps kids to learn about the words/objects that begin with letter introduced.



A collage of 10 photographs showing children in red uniforms engaged in various educational activities. The photos depict children writing on paper, a teacher reading a book, children working on a chalkboard, and children using manipulatives like blocks and cards.

Introduction of Letter - Ss



Introduction of Letter - Aa



MATH

“Math is all about becoming a creative thinker, not a calculator”

Number rhymes help to develop number sense in a fun way. Children learn through repetition, so singing number rhymes throughout the day will help them to become familiar with numbers and the patterns between them. Counting numbers helps children learn to pronounce the number and the right sequence. In maths after and between numbers concept is very important to grasp the concept of numbers. Learning shapes not only helps children identify and organize visual information, it helps them learn skills in other curriculum areas including reading, math, and science. For example, an early step in understanding numbers and letters is to recognize their shape. Learning shapes also helps children understand other signs and symbols.

DPS Miyapur believes in activity-based learning which not only help children to learn the concept but so many things are there, for example:

- Ensures better participation of kids in the learning process.
- Encourages creativity and out-of-box thinking.
- Builds team spirit and social skills.
- Leads to better knowledge retention and many more

Let's see below few glimpses of activity based on topic:

- Number sequence 1 to 10
- Bigger and after number



Shapes activity - Circle



Shapes activity - Square



CIRCLE TIME

“Circle Time activities are perfect for increasing engagement and expanding those tiny little attention spans.” – VANESSA LEVIN

Circle time is the first experience participating in group activities for many children. During the circle time, young children can practice taking turns, sharing ideas and socializing with peer groups.

It helps to enrich their vocabularies and develop understanding of language. It provides learning new concepts and daily routine life skills along with attention seeking activities like nature walk, group activities etc.

In DPS Miyapur, our young tiny tots have learnt circle time topics as follows:

- Good & bad touch
- Healthy & junk food
- Plant kingdom
- Recap of myself
- Recap of My family
- Recap of National flag and symbols
- Recap of Primary & Secondary colours through interesting activities like drawing face, family tree, leaf collage and explored the magic of colours by mixing it.

Recap of My family- Family Tree (group activity)



Introduction of Plant kingdom and Nature walk



Group activity- Leaf Collage



Good & bad touch, Recap of Myself- Face drawing



Healthy & Junk food, National Flag & symbols, Primary & secondary colours



UKG


CONCEPTS COVERED IN MATH


Backward counting, Number Names, After & Between numbers, Greater than, Lesser than & Equal to


Numbers that come before are always smaller than the given number. In case of between count forward or backward to find the number that comes between. It all depends on what number is chosen. The number that comes after is always greater than the given number.



Number names help identify numbers easily. Learning how to pronounce numbers is an important part of Mathematics. It is easy to explain the problem sum more clearly with the help of number names. While speaking the name of numbers, children develop their pronunciation skills.

Greater than and less than symbols are used to show the relationship between two numbers. They show us which has a higher value and thus help children to understand numbers and their values.









CONCEPTS COVERED IN ENGLISH

Magic “e”, Four and five letter words, Prepositions, Opposites, This/That

Magic “e”-Concept were introduced by using different teaching aids like the magic wheel, flash cards, and PPT. The teacher wrote the different CVC words on the board and asked the children to read the word, later adding the letter ‘e’ at the end of the word, e.g., **tap + e = tape**, **cub + e=cube**. Later, the teacher explained that when ‘e’ is added to a short vowel word, it makes the before vowel long sound, and ‘e’ will remain silent at the end, giving the word a different pronunciation and meaning.

Four and five letter words-Phonics help the children how to read the words, sentences and stories. The teacher explained how the vowels make short and long sounds. Also explained the sounds of the vowel team like ae, ai, ay ,ea ,ee ,ey.Later kids were asked to read the different words by using the phonics sound.

Prepositions-The concept of prepositions was introduced by using various real objects. The teacher placed the objects in different positions, like in the box, on the box, under the chair and near the table. Later, kids were asked to arrange the objects in various positions according to the teacher’s instruction.

Opposites- The concept was introduced by singing the opposites song, using pictures, magnets, or real objects that represent the concept.

This-That- Concept was introduced by showing different objects and explaining that which is near and only one we use ‘this’ and it is far away we use ‘that’. Later kids were asked to frame the sentences by using the flashcards.





CONCEPTS COVERED IN CIRCLE TIME


Transport, Safety Rules

Means of transport are any of the different kinds of transport facilities used to carry people or cargo. They may include vehicles, riding animals, and pack animals. Vehicles may include wagons, automobiles, bicycles, buses, trains, trucks, helicopters, watercraft, spacecraft, and aircraft.

Teachers introduced the topic by using real objects and explained the different modes of transport available and how transport is important in our daily life. Children were asked to show the toy vehicles and name them. Explained the importance of zebra crossing and traffic lights.

Showed the pictures of different modes of transport used in olden days like bullock carts, elephant cart, chariots, etc.

Safety rules for kids are necessary, and they should always be followed to keep themselves and others safe. Children must stay away from dangerous things and not play with fire. It is also important to keep water that is too cold or too hot away. They should not climb up high places without adult supervision.





UKG-D





"Wisdom . comes not from age, but from education and learning."

~ Anton Chekhov

GRADE 1 ENGLISH

COMMON NOUN AND PROPER NOUN

In this activity, students were divided into groups. Each group was provided with a set of cards containing various nouns, some of which were common nouns, and others were proper nouns. The students had to categorize the nouns into common and proper noun groups. This activity encouraged teamwork and helped students differentiate between the two types of nouns effectively.

PREPOSITION

The students were given a set of preposition words. The task was to select the appropriate preposition that described the relationship between a given object and a location in the designated area. After completing the activity, a group discussion was held to review the correct usage of prepositions. It encouraged active participation, critical thinking, and collaboration among students.


THIS, THAT, THESE, THOSE

Students were provided with a collection of objects and pictures representing various items. They were required to use demonstrative pronouns (this, that, these, those) to describe the items correctly. For example, they had to say "This is a book" when pointing to a book nearby and "Those are pencils" when referring to a set of pencils at a distance. This activity helped students grasp the concept of demonstrative pronouns and their usage in context.

CONCLUSION:

The activities conducted to reinforce the concepts of common and proper nouns, prepositions, and demonstrative pronouns were not only educational but also enjoyable for the students. These hands-on activities allowed students to apply their knowledge in practical situations and solidified their understanding of these important language concepts.





MATH

ABACUS COUNTING:

Students were introduced to the abacus, a traditional counting tool. They learned how to use the abacus beads to represent numbers and perform addition and subtraction. The activity aimed to enhance their understanding of place value and numerical operations.



PATTERNS:

In the pattern activity, students were given a series of numbers and asked to identify and continue the pattern. They were encouraged to explore various patterns, including numerical sequences, shapes, and colors. This activity fostered their critical thinking and pattern recognition skills.

COMPARISON OF NUMBERS:

Students were provided with pairs of numbers and asked to compare them using the concepts of greater than ($>$), less than ($<$), and equal to ($=$). This activity helped them understand numerical relationships and develop their ability to make comparisons.

ORDERING OF NUMBERS: Students were given sets of numbers and were required to arrange them in ascending and descending order. This activity helped reinforce their knowledge of number order and sequencing.

CONCLUSION:

The abacus counting and numerical skills activities were a fantastic way to make math learning both enjoyable and effective. These activities were carefully designed to cater to the different mathematical needs and levels of students while promoting critical thinking and problem-solving skills.

By using the abacus, students gained a practical understanding of counting and place value, laying a strong foundation for more advanced mathematical concepts. The activities involving patterns, comparisons, and ordering of numbers further enhanced their numeracy skills and logical thinking.





CIRCLE TIME ACTIVITY

REUSE AND RECYCLE

The "Making Paper Bags from Newspapers" activity was a meaningful and hands-on approach to teach students about the concepts of reuse and recycling. It not only encouraged creativity but also instilled a sense of responsibility towards the environment. By repurposing old newspapers into functional paper bags, students learned how simple actions can contribute to reducing waste and conserving resources. The activity also highlighted the importance of sustainable practices and how small changes in everyday habits can make a big difference.



After completing their paper bags, each group presented their creations to the class. This allowed students to admire each other's work and further reinforced the concept of reusing materials in an eco-friendly way.



HINDI (L1)

PROCEDURE- सितम्बर महीने में छात्रों को उ तथा ऊ अक्षर की मात्रा का ज्ञान करवाने हेतु दो गतिविधियाँ करवाई गई जिसके अंतर्गत दोनों मात्राओं से सम्बंधित शब्दों का पृथकरण कर उन्हें अलग अलग सारणीबद्ध करवाया गया। अन्य गतिविधि के अंतर्गत छात्रों ने कागज़ का उपयोग कर बनी कठपुतली से सम्बंधित कुछ तथ्य बताये तथा कुछ पंक्तियाँ भी सुनाई।

OUTCOME- छात्रों ने उ तथा ऊ की मात्रा के शब्दों की विस्तार से जानकारी प्राप्त की।







HINDI (L2)

Topic :“व्यंजन का ज्ञान

LEARNING OBJECTIVES: गतिविधि का मुख्य उद्देश्य बच्चों को व्यंजन समझना है , तथा उनकी व्यंजन पहचानने की क्षमता का विकास करना है ।

PROCEDURE:

- 1) खेलौनों की सहायता से बच्चे व्यंजन पहचानेंगे ।
- 2) शिक्षिका खेलौने दिखाकर बच्चों से उनके नाम और पहला अक्षर बुलवाएगी ।

LEARNING OUTCOMES: बच्चे object देखकर अक्षरों को जल्दी सीखेंगे और याद रखेंगे ।







TELUGU (L1) -

Several learning activities are designed to help children speed up their academic learning.

From the lesson ఓడ (oda) students learnt about different types of vehicles in the month of September. Based on this knowledge students were able to tell the uses of different types of vehicles. They had drawn and coloured the pictures of vehicles on an A4 sheet. And showed them in the class and explained about uses of vehicles

LEARNING OUTCOME:

Through this activity, students learnt about various kinds of transport. Difference between goods vehicles and passenger vehicles. Difference between Land Transport, Water Transport and Air Transport and the uses of transport vehicles.









TELUGU (L2)

Drawing and coloring letter related pictures is a fun and engaging activity for kids that promotes creativity and imagination. It allows them to express their imagination, unleash their inner artists and remember letter related pictures easily. It boosts problem-solving capabilities, improves hand-eye coordination and helps increase the capability to focus on a single task while increasing attention span. As a part of this students of grade-1 were asked to draw and color any 6 Pictures from శ to ష and write the first letter of those pictures. Kids were so excited to show their drawings and actively said corresponding beginning letter sounds and words in Telugu.

LEARNING OUTCOME: -

This activity helped the students to improve their speaking skills, vocabulary and observation skills.







**"Creativity is seeing what others
see and thinking
what no one else ever thought."**

- Albert Einstein. ...

GRADE 2


ENGLISH - Topic-1 :

Countable Nouns,
Uncountable Nouns, Singular,
Plural

LEARNING OBJECTIVES:

- Students will be able to recognize countable and uncountable nouns.
- Students will be able to understand singular and plurals.

Procedure: Teacher will instruct the students to bring pictures of one countable noun and one uncountable noun. On the day of the activity the teacher will take chart paper and divide the chart into two columns. One column she will write countable nouns and on the other column uncountable nouns. After that teacher will ask the students to paste the picture they brought in the correct column. After that teacher has to pin the chart on the soft board and students have to look at it and find out the things which have plural forms and write the plural form in their notebooks.



LEARNING OUTCOMES: Children were able to understand the concept better with the help of pictures, differentiate and identify countable and uncountable nouns and use the correct rule to change a singular noun to plural noun.



TOPIC -2: GENDER


LEARNING OBJECTIVES: Students will be able to differentiate genders.

Procedure: Teacher will draw a circle on the board and students will write the examples of the correct gender on it.

LEARNING OUTCOMES: With the help of the activity students will be:

- use their imaginative and thinking skills,
- able to understand and identify the different types of genders.
- Classify and change the gender nouns from immediate and extended environment (Masculine, Feminine, Neuter)
- Recognise and identify gender used for both male and female





LEARNING OUTCOMES: With the help of the drawing students will be able to use their imagination and enhance their creativity, will learn the significance and usage of raincoats, umbrellas and gumboots in the rainy season.



TOPIC : PRONOUNS


LEARNING OBJECTIVES: Students will be able to identify and recognize pronouns (e.g.: I, We You, He, She, It)in sentences. They should understand that these pronouns are used to replace nouns and refer to specific individuals or objects.



PROCEDURE: Students will be asked to do this activity in the notebook. Each child will be asked to make 4-5 circles with pronouns written in it. Eg: He, She & We. Students will be asked to write the nouns pertaining to the representing pronouns at least 2–3 in the form of petals.

LEARNING OUTCOMES:

- With the help of this drawing activity children will be able to write the nouns pertaining to the representing pronouns.
- Children will be able to identify and use pronouns properly in a sentence.
- Students were able to recognize pronouns and distinguish them from other parts of speech.
- Students were able to distinguish between singular, plural, subject, and object pronouns.
- Students were able to use the correct form of pronouns in sentences.





TOPIC 2 - : SKIP COUNTING

LEARNING OBJECTIVES: The main aim of the activity was to understand that 'Skip Counting' means skipping numbers while counting.

PROCEDURE: The teacher will divide the class into 5 groups with student 8 in each group. Then students will stand in a circle. The teacher will instruct one student to say 5. Accordingly, one child of a group will say 5, the next child will sit and the third child will say 10. Similarly, the next child will sit and the child sitting next to him will say 15 and it will continue until they go all the way around the circle. Finally, the students who were standing will form a line and repeat skip counting by 5. The students who were sitting will now stand and start skip counting with another number like 10 and the next student will sit and thus follow the same rules of the game. The teacher can modify the game as per requirement



LEARNING OUTCOMES:

The students will think, explore and figure out things as they learn to forward skip count.

- know numbers better,
- recognize patterns, and
- learn how multiplication and division work



MATH - TOPIC 1 - : ORDINAL NUMBERS

LEARNING OBJECTIVES: The main aim of the activity was to understand ordinal numbers-numbers that is put in series

PROCEDURE:

The teacher will tell the children about A VERY HUNGRY CATERPILLAR who ate a lot of food in a week The students will draw and use ORDINAL NUMBERS to sequence the story, 'What did The Very Hungry Caterpillar Eat during a week's time in the A 4 sheet paper. They will write the ordinal numbers in words and numbers. They will do their activity neatly with creativity.

LEARNING OUTCOMES: With the help of the activity students will be able to

- use their imaginative and thinking skills,
- understand and identify ordinal numbers.
- describe the position of objects using ordinal numbers,
- write ordinal numbers up to the tenth number using words,
- write ordinal numbers up to the tenth number using numbers.



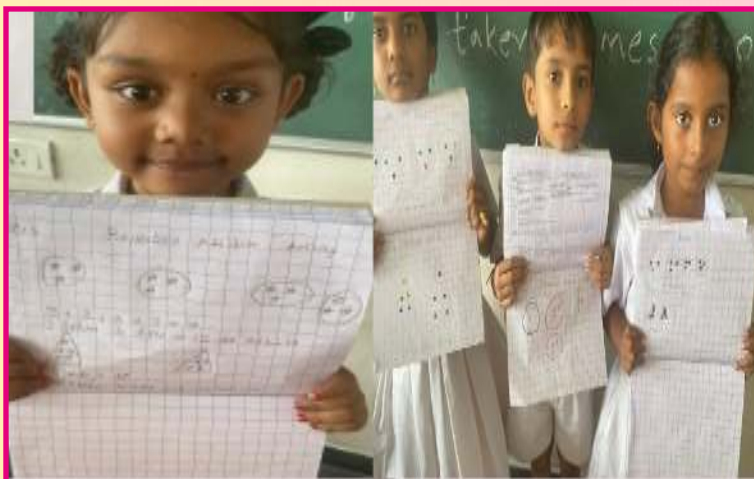

TOPIC 3 - : REPEATED ADDITION

LEARNING OBJECTIVES: The main aim of the activity was to understand that multiplication is repeated addition.

PROCEDURE: i) -Repeated addition- to be done in the notebook. Students will use star stickers for this activity. Teacher will draw a circle/oval and ask the students to paste 4 groups of 3 stickers each. Simultaneously one more group of 5 stickers for 2 triangles and ask the students to find the sum.

ii) Children will be asked to write the tables from 2 to 10 in a handmade book.

LEARNING OUTCOMES: . The students will gain the knowledge of Multiplication, ability to apply it, memorize tables, write repeated addition sentences for an array, identify the two possible repeated addition sentences to show the total number of objects in an array, find the total number of objects in an array using a repeated addition sentence.





GENERAL KNOWLEDGE

TOPIC : SENSE ORGANS

LEARNING OBJECTIVES:

Students will be able to :-

- name the five senses
- describe things we see, taste, smell, touch, and hear
- gain a better understanding of sight, hearing, touch, taste and smell
- match body parts to the senses they give us
- describe how senses help us observe the world around us.

PROCEDURE: SETTING UP FIVE SENSES STATION Class will be divided into 5 groups. These 5 groups will set up FIVE SENSE STATIONS. Each group will set up one station of our SENSE ORGAN and gather things to represent them. They can draw things on paper which they can't find around. Each group will gather only 5 items/objects.

(



LEARNING OUTCOMES: Students will

- understand that the five sense organs such as ear, mouth, nose, tongue and eyes helps to understand the world around them. (For E.g.- what they see in the room)
- classify objects or living things (For E.g.- sweetness, bitterness)
- specify how messages are sent to the brain when the body senses things
- learn to take good care of the sense organs.
- learn the importance of sense organs.
- Understand that everyone doesn't look the same.





Hindi (L1) -

Topic : "बुद्धि का बल"

Learning Objectives: बुद्धि का बल" पाठ के द्वारा बच्चों में सोचने समझने का विकास होगा नैतिक ज्ञान में वृद्धि होगी मानसिक स्तर में वृद्धि हुई ।

Procedure: 1)) क्रिया के द्वारा बच्चे जानेगे कि किसी काम को करना या होना क्रिया है ।
2) एक बच्चा explain करेगा दूसरा बच्चा उस क्रिया को पहचानेगा और बताएगा ।

Learning Outcomes: क्रिया के द्वारा बच्चे जानेगे कि किसी काम को करना या होना क्रिया है ।





HINDI (L2) -

गतिविधि के दौरान बच्चों ने एक वस्तु या चित्र दिखाया और दूसरे बच्चों ने उसका पहला अक्षर बताया।

शिक्षण का परिणाम: बच्चों ने इस गतिविधि में वस्तुओं के नाम और उस वस्तु के नाम का पहला अक्षर बताया और इसके बारे में जाना।





**"Innovation distinguishes between
a leader and a follower."**

~ Steve Jobs


GRADE 3

TELUGU (L1) - ROLE PLAY కాకుల తెక్క:

నాటకీకరణ కృత్యము

Learning Outcomes-

- విద్యార్థులు నాటకీకరణ పై, నటన పై అభిరుచిని పెంచుకుంటారు.
- విద్యార్థులు నలుగురిలో ధైర్యం గా మాట్లాడుతారు.
- విద్యార్థులు పదాలను తడబాటు లేకుండా స్పష్టంగా ఉచ్చరిస్తారు.
- విద్యార్థులు పాత్రలకు అనుగుణముగా, సందర్భానుసారముగా మాట్లాడగలుగుతారు.
- విద్యార్థులు కథలను చదవాలనే ఆసక్తిని పెంచుకుంటారు.
- విద్యార్థులు జట్టు కృత్యం ద్వారా నాయకత్వ లక్షణాలను పెంచుకుంటారు.





Hindi (L2) - Poetry Recitation

गतिविधि प्रारूप - 'मेरी बिल्ली' कविता को विद्यार्थियों ने कक्षा में हाव - भाव के साथ गायन के रूप में प्रस्तुत किया।
उद्देश्य-

- मौखिक अभिव्यक्ति का विकास कराना।
- शब्दों को शुद्ध और सही तरीके से उच्चारित कराना।
- लयात्मक ढंग से कविता को प्रस्तुत कराना।
- गायन शैली का विकास कराना।
- विद्यार्थियों में आत्मविश्वास को विकसित कराना।

कराना।

प्रतिफल -

● विद्यार्थियों ने इस गतिविधि में पूरे उत्साह से भाग लिया।

● विद्यार्थियों ने शब्दों के उच्चारण पर ध्यान देते हुए लयात्मक ढंग से कविता को प्रस्तुत किया।

● कविता गायन द्वारा विद्यार्थियों में हिंदी भाषा के प्रति रूचि बढ़ी।



TELUGU (L 1)

Teaching and learning art of Drawing is a process that all children naturally engage in and colour letter related pictures is a fun and beginning to understand that art is a way to communicate and engaging activity for students that they consciously create and promotes creativity and imagination for the correct related letter from @ to @. It allows them to express and eager to share their art and also their imagination and establish self-esteem and self-confidence remembering letter related pictures easily and develop art related skills.

Children participated in this activity with Zeal and showed their talent . It also helped them in exploring new ideas, creativity as well as a sense of colours. It also boosts problem-solving capabilities, improves hand-eye coordination and helps increase the capability to focus on communicate feelings about art as a part of primary grade-2 children were asked to draw and colour any 10 Pictures from @ to @ and write the first letter of those pictures.

Children may remember language more easily when they draw and learn. Students were so excited to show their drawings and actively said corresponding beginning letter sounds and words in Telugu.

Learning Outcome: -

Drawing and coloring this activity helped the students to improve their hand -eye coordination, fine motor skills, encourages focus , nature's creativity ,speaking skills, vocabulary and observation skills.



TELUGU (L2)**LEARNING OUTCOMES-**

- అచ్చు లు కృత్యం ద్వారా విద్యార్థులు అక్షరాలను గుర్తించడం , రాయడం నేర్చుకుంటారు.
- ఈ కృత్యం ద్వారా అక్షరాలను ఏ విధంగా రాయాలి , ఏ విధంగా ఉచ్చారణ చేయాలి అనేది నేర్చుకుంటారు.
- ఈ కృత్యం ద్వారా అక్షరాలను ఎక్కడ రాయాలి , వాటి తర్వాత వచ్చు అక్షరాలను, ముందు వచ్చు అక్షరాలను తెలుసుకోవడం కూడా నేర్చుకుంటారు



हिंदी गतिविधि

नाट्य मंचन

गतिविधि: इस गतिविधि के अंतर्गत बच्चों ने पाठ-7 विवेकी हंस को नाटकीय रूप में कक्षा में प्रस्तुत किया। यह एक सामूहिक गतिविधि थी।

निष्कर्ष: इस गतिविधि के द्वारा बच्चों ने अभिनय करना सीखा।
बच्चों में स्मरण शक्ति और आत्मविश्वास बढ़ा।







MATH -

Students of grade 3 had done an activity to find the total amount of selected items. Also expressed the total bill amount in different ways using different notes and coins. Students thoroughly enjoyed and showed a lot of interest to create various forms of the same amount.

LEARNING OUTCOME OF THE ACTIVITY :-

Understand the value of money and create the same amount of money using different coins and notes. This helps the students to relate the exchange value of money in their daily life.



ENGLISH -

"Friendship is the only cement that will ever hold the world together."

Friendship is the basis of every relationship. It is said that silence makes real conversation between friends. Due to the pandemic children were away from their friends and now with school having reopened, there is a chance to enjoy the sweetness of friendship.

Keeping this in mind Grade 3 conducted a friendship card-making activity across all the sections where each child made cards for his/her friend with a heartwarming message and celebrated the day of togetherness. It brought them closer to their friends and brought lots of happiness in their day. Here are some of the glimpses.



SCIENCE - ORGAN SYSTEM

Objective: To make the students understand about various organs and organ systems of our body and their functions.

Activity: Conducted in the class during the regular science period

Procedure:

- Students were asked to bring a white A4 size paper and draw the picture of the digestive or respiratory system on it and label it. (Drew it at home and brought it.)
 - At school students made shapes of those organs with the help of clay and pasted it at the proper place on that sheet and explained the functions of various organs of that system.
- Learning Outcomes:**
Students were able to
- Describe the key organs of the digestive system like the role of mouth, food pipe, stomach, intestines and their functions and absorption of nutrients.
 - Understand the importance of bile juices and chemicals that break down the food.
 - Explain the process of the Digestion / Respiration system.



GRADE 4

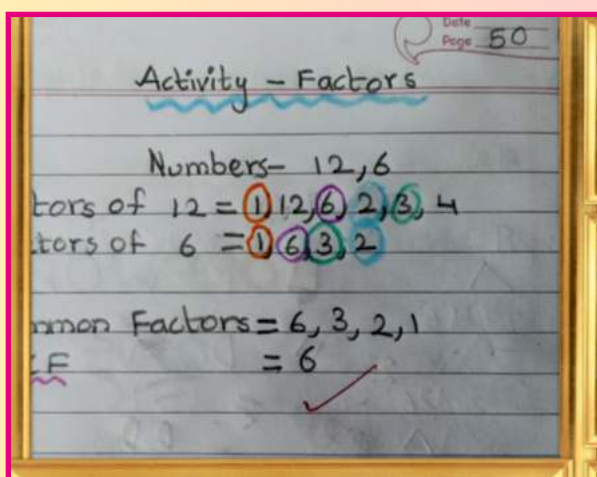
MATH -

Activity: HCF Bingo!! HCF is the largest number that divides the two given numbers evenly.

OBJECTIVE: Find HCF using Nischal lab additive manipulatives

DESCRIPTION: Students were grouped into 5 to 6 teams. Each team was given two numbers. Each team explored writing factors for the given numbers using Multi Locking Cubes by forming different combinations(arrays).

Example: For the given number 12 –we can write factors as 3 times 4; 2 times 6 and 1 time 12. After writing the factors, children wrote common factors and proceeded further towards HCF. Children explored and enjoyed writing factors using additive manipulatives and finding HCF in a playful way. The visual representation of numbers using manipulatives made the abstract concept more concrete and engaging for the students. They were able to grasp the concept more easily and apply it to solve problems independently. This hands-on approach to learning math not only improved their understanding but also increased their enthusiasm towards group





ENGLISH: GENDER GAME

Teaching grammar can be loads of fun! There are so many ways to engage students in the classroom scenario, while at the same time reinforcing the concepts. Gender Game was one such activity. The game was played in the similar way of snakes and ladders. Here students were divided into teams.

When it's the turn of each team, a chit was taken and the counter will move in steps as per the no. in the chit. The team would say the opposite gender noun and frame a sentence using the word. If the counter lands on the word Feminine or Masculine, the team has to start from the beginning.

Through this game, children were able to identify the gender nouns and reiterate the gender nouns they had learnt. Moreover, they were able to form sentences with the right gender nouns in a fun filled way working as a team.



SCIENCE: TRANSPIRATION: Virtuous as Well as Evil for The Plants!!!

Objectives- To show transpiration or water loss by the plants by capturing the water vapor which is produced as one of the end products of photosynthesis.

About the Activity: The producers on the Earth, 'The Green Plants', like all living organisms, require a system to discharge excess water from their body. This process of removal of excess water from the plant's body is known as transpiration. While explaining the concept 'How Plants Make Their Own Food', it is necessary to make the students know how the plants collect the raw materials for the photosynthesis and what are the final products of this process. To make the students understand the concept 'how the plants release water vapor as an end product', activity based on transpiration was conducted in Grade 4 across sections which helped them to understand the functions of stomata and how it's helpful as well as evil for the plants. Students were taken to the garden area where two polythene bags were tied to two different parts of the plant in the morning itself. The observation was taken after 3 hours by the students by comparing the water droplets inside those polythene bags.

LEARNING OUTCOMES- Students were able to explain :

- Due to the presence of stomata, the bag tied to the leaves has more water droplets in it while the bag tied to the stem has nothing.
 - When leaves are reduced to spines, the transpiration or water loss reduces.
 - Though the plants lose water through the process, they cannot survive without photosynthesis.
- Thus transpiration is a necessary evil for them.



SCIENCE - ACTIVITY : Soil Erosion and its Effects on the Environment- Poster Making

LEARNING OBJECTIVE:

- Students were informed to prepare a poster depicting soil erosion, its effect on the environment and ways to prevent it.
- Students were encouraged to do some research before the activity to gather information about soil erosion, its consequences, and prevention methods.





TELUGU L2

ACTIVITY :LETTERS AND PICTURES IDENTIFICATION

Through this Activity students learnt the identification of the different letters and pictures. They learnt the difference between vowels and Consonants.



Hindi (L1) पोस्टर मेकिंग प्रदूषण के विभिन्न प्रकार

इस गतिविधि के द्वारा बच्चों ने प्रदूषण क्या होता है, यह कैसे फैलता है, इसके विभिन्न प्रकार को समझा।

प्रदूषण का सबसे बड़ा कारण है जनसंख्या का तेजी से बढ़ना। इन सभी कारणों की वजह से पिछले कई सालों में प्रदूषण का स्तर काफी बढ़ गया है। यह वायु, जल, मृदा, ध्वनि आदि सभी प्रकार के प्रदूषण को बढ़ाने के लिए जिम्मेदार है। प्रदूषण से हमें भूकंप, बाढ़, तूफान आदि जैसी प्राकृतिक आपदाओं का सामना भी करना पड़ रहा है।



प्रदूषण के चार प्रकार है -
वायु प्रदूषण, ध्वनि प्रदूषण,
जल प्रदूषण और मृदा प्रदूषण ।



TELUGU- L1 చిన్నారికల కృత్యము : కాగితపు

సంచుల తయారీ

అభ్యసన ఫలితాలు :

- విద్యార్థులు కాగితపు సంచుల తయారీని నేర్చుకుంటారు.
- విద్యార్థులు ప్లాస్టిక్ వాడకంను తగ్గించి, పర్యావరణాన్ని కాపాడాలని నిర్ణయించుకుంటారు.
- విద్యార్థులు కాగితంను జాగ్రత్తగా, పొదుపుగా వాడుతారు.
- విద్యార్థులు పర్యావరణానికిహాని కలిగించని వస్తువుల గురించి తెలుపుతారు.
- విద్యార్థులు పర్యావరణ పరిరక్షణకు కృషిచేస్తారు.
- విద్యార్థులు చిత్రకళపై, క్రాఫ్ట్ పైఅభిరుచిని పెంచుకుంటారు.

LEARNING OUT COMES:


- Students learnt to make paper bags.
- Students decided to reduce the use of plastic and save the environment.
- They learnt to use paper carefully and sparingly.
- They learnt about the products that do not harm the environment.
- They understood the importance of protecting the environment.
- They developed a passion for art and craft.



GRADE 5

SOCIAL -

Debate on “The advantages and disadvantages of modern communication”. Class was divided into 2 groups. First group spoke about the importance and advantages of communication. The other group shared their view on disadvantages of communication system. Children also learnt to respect each other’s opinion while listening.



SOCIAL - Comparison between two lands

Chapter 6 Greenland the land of ice and snow and Chapter 7 Saudi Arabia- the land of hot sands. Group 1 was allotted topics like physical features, climate, vegetation And agriculture of two lands. Group 2 was allotted with topics like people, economy and major environmental concerns.



LEARNING OUTCOMES:

- Students understood the difference between locations.
- Students were able to understand the difference between people, economy, vegetation, environment.
- Students were able to understand what plays an important role for all these changes.

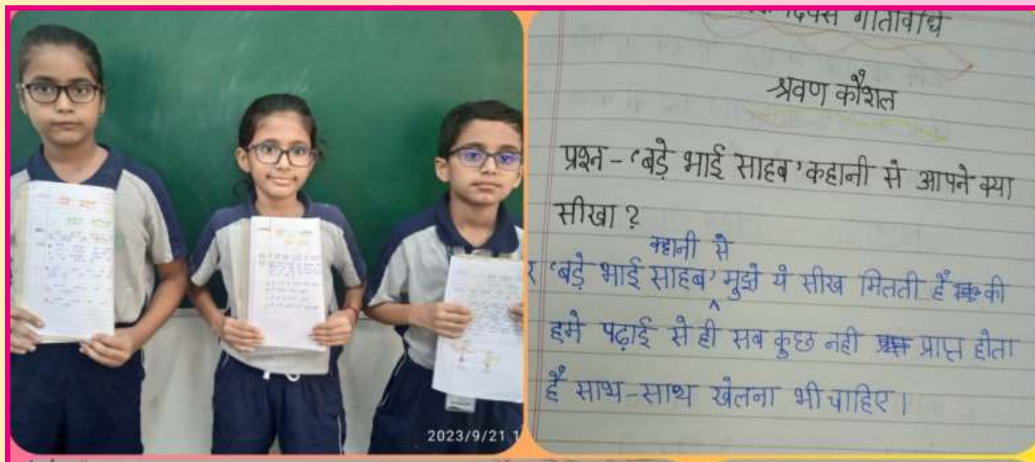
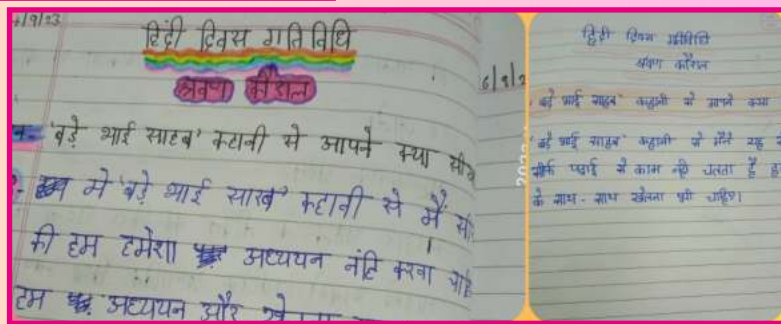
हिंदी दिवस के अंतर्गत बच्चों में हिंदी भाषा के प्रति रुचि उत्पन्न करने के लिए हिंदी के प्रमुख रचनाकारों के लेख एवं कहानियों का संक्षिप्त रूप बच्चों से साझा किया गया। कहानी श्रवण गतिविधि में बच्चों को प्रेमचंद द्वारा रचित लेख -बड़े भाई साहब पर अपनी प्रतिक्रिया लिखित रूप में देनी थी।

उद्देश्य-

- छात्रों में सुनने की तत्परता एवं उसमें सुनने की रुचि उत्पन्न कराना।
- छात्रों में सुनी हुई सामग्री का अर्थ तथा भाव समझने की योग्यता का विकास करना।
- छात्रों को प्रसिद्ध लेखकों द्वारा रचित रचनाओं को पढ़ने के लिए प्रेरित करना।
- छात्रों को प्रसिद्ध लेखकों द्वारा रचित रचनाओं को पढ़ने के लिए प्रेरित करना।
- छात्रों का मनोरंजन करना।

प्रति फल-

- छात्रों ने अध्यापिकाओं के कथन में प्रयुक्त शब्दों, उक्ति यों, मुहावरों का प्रसंगानुकूल भाव समझनेकी चेष्टा की।
- छात्रों में कल्पना तथा निर्णय शक्ति का विकास हुआ।
- छात्रों के शब्द तथा सूक्ति भण्डार में वृद्धि हुई।
- छात्रों की मौलिकता में वृद्धि हुई।
- छात्रों का मानसिक एवं बौद्धिक विकास हुआ।
- श्रवण कौशल की मदद से छात्रों में लेखन कौशल का भी विकास हुआ।



HINDI (L1)

अतः विषय परियोजना के अंतर्गत बच्चों को भ्रमण यात्रा से संबंधित कार्यपत्रक में दिए प्रश्नों के उत्तर देने थे। इस गतिविधि का उद्देश्य छात्रों को वास्तविक प्रत्यक्ष अनुभव प्रदान करना है। इसके द्वारा उन सभी वस्तुओं के विषय में छात्रों को ज्ञान दिया जा सकता है जो कक्षा में सरलता से प्रदर्शित नहीं की जा सकती।


प्रति फल-

- भ्रमण यात्रा के माध्यम से छात्रों में एक अनुभूति जागृत हुई जिससे वे भारत की विभिन्नताओं जैसे - इतिहास, विज्ञान शिष्टाचार और प्रकृति को व्यक्तिगत रूप से जान पाए।

छात्रों में पारस्परिक सहयोग की भावना विकसित हुई।

- कक्षाओं में, छात्रों का बाहरी दुनिया के बारे में ज्ञान सीमित होता है। इससे छात्रों में संचार की कला को बेहतर बनाने में भी मदद मिली।

- अपनी अनुभूतियों को लिखित में प्रस्तुत करने का कौशल विकसित हुआ।
- बच्चों में संज्ञानात्मक कौशल का विकास हुआ।



HINDI (L2) – MAKING WORD FROM A FLOWER

- Steps:

Drawing a Flower: We drew a lovely flower on the board to grab the students' attention.

Letters on Petals: On each petal of the flower, different Hindi letters were written

Drawing and Making Words: Students drew the same flower in their notebooks. Then, they were challenged to create ten words using the letters on the petals.

The students loved this activity. They enjoyed drawing the flower and had a great time making words from the letters.






TELUGU (L 1) MANASUNTE MARGHAMUNTUNDI -

Students made an album by collecting pictures of disabled people who have reached heights.

They shared their achievements and learning with other children. They realized that if we strongly believe in ourselves nothing can stop us. They learnt that people with disabilities are not inferior in anything and they should not be looked down upon






TELUGU (L2)

In order to help the children gain command over the language, children

- Wrote the Guninthapu Gurthulu with pulses.
- They identified the Guninthapu Gurthulu and framed the Symbols of Guninthapu Gurthulu.
- Later, they used the symbols with letters.





SCIENCE -

LAB VISIT

While learning about the skeletal system, students were taken to the Biology lab to see the parts of the skeletal system and different joints of the human body.

OUTCOMES:

1. Students were able to connect the things written in their textbook with the skeleton kept in the lab as well as with their body.
2. They are able to identify and name the different parts.
3. They realized the importance of proper posture and safety for a healthy skeletal system.




SCIENCE -

Students watched a video of the famous story 'The Fox and The crane' and came to know how bodily features and eating habits can affect healthy relationships and social skills.

The students were asked to write a different story based on this using the following pointers:

1. Eating habits of animals
2. Bodily features
- 3 Characteristics of a good host

The outcomes were really amazing.



dinner. The crane accepted the invitation and went to the fox's place at evening.

The fox had prepared soup for crane. He served the soup in a jug with long and narrow neck. Because fox knows that the structure of crane's body beak; It has a narrow and long pointed beak that is why the fox served the soup in a jug with long and narrow neck.

After few days the crane also invited the fox to the dinner with him. The fox reached his place in time. The crane gave him a warm welcome and served the soup in plate because he knows the structure of the fox

...the crane to his home for dinner. The crane readily agreed. The next day, the crane came to his house, and the fox received him, a great honour. He sat down on the chair and started to talk. When it was dinner time, the fox ran into the kitchen and came out with a bowl of soup and a plate with long edges and a narrow neck. He served it to the crane and for himself. He enjoyed it. This is because the carnivores eat flesh. It was a chicken soup. The next day the crane invited the fox for lunch. The next day the crane came to his house and they started to eat. The crane told to the fox that he was happy because the way he received him, and the care he took was amazing. By heaven the fox was a good host.

...at his house for dinner, The crane came to the fox's house when the crane reached the fox's house they sat down. At the fox was holding one flat dish and a jug. The fox and the crane ate the food happily. The next day the crane invited the fox, the fox readily agreed. The fox came to the crane's house. When it was dinner time, the crane was holding one flat dish and one jug filled with soup. Both loved the soup and then they both talked and talked after some time the fox went home. The End



MATH - FRACTION BINGO

OBJECTIVE : Developing fractions and types of fractions concept in a playful way.

DESCRIPTION: Students practiced the types of fractions using Fraction Kit. They enjoyed making equivalent fractions and mixed fractions using the fraction kit in a playful way.





ENGLISH -

The class was divided into 5 groups and the groups were named as Time, Place, Frequency, Manner, and Degree. Each group constructed 5 sentences using the allotted kind of adverb.

This activity helped them to know the value of coordinating, understanding, and being tolerant in order to win any challenge.






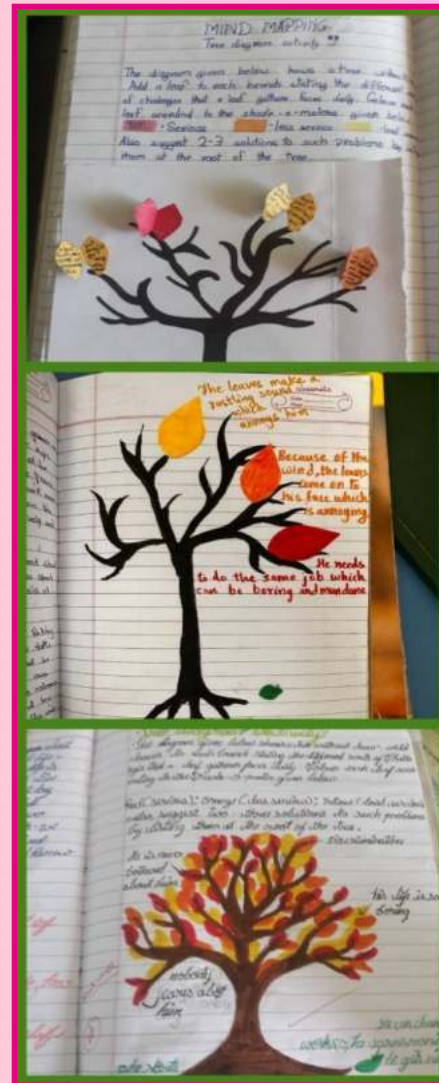
“Motivation is what gets you started.
Habit is what keeps you going.”
~ Jim Ryun

GRADE 6

ENGLISH - GATHERING LEAVES- MIND-MAPPING ACTIVITY

This activity is from the poem Gathering Leaves written by Robert Frost. In this activity, Students were asked to draw a tree without leaves in their notebook and asked to add a leaf to each branch stating the different sorts of challenges that a leaf gatherer faces daily.

They were asked to color each leaf according to the shade-o-meter; Red (serious); Orange (less serious); and Yellow (least serious) They were looked to suggest two to three solutions to the problems by listing them at the root of the tree. This activity helped to create a visual representation of the challenges faced by a leaf gatherer daily. It also helped to analyze the challenges and suggest solutions. Children with a lot of interest and enthusiasm did this activity.





TELUGU (L1) - Uses of Rivers

● పూర్వకాలంలోని నదులకు (చెరువులకు) ఇప్పటి నదులకు (చెరువులకు) మధ్య తేడాలను చిత్రము ద్వారా వివరించుట.

● నదుల ప్రాముఖ్యతను తెలుసుకున్నారు. పర్యావరణం పట్ల అవగాహన కలిగి, వాటి పరిరక్షణ మన బాధ్యతగా గుర్తెరిగి ప్రవర్తించారు.

● నదులు సాగునీటికి, త్రాగునీటికి ప్రధాన వనరు అని తెలుసుకున్నారు.

● నదులు సమాజానికి కల్పతరువు, అన్ని వృత్తులు కొనసాగడానికి ఆధారం అని తెలుసుకున్నారు.

● నదుల వల్ల ఉపయోగాలను వివరించారు.

● నదులు (చెరువులు) భూగర్భ జలానికి శ్రీరామరక్ష అని తెలుసుకున్నారు.

● నదులు (చెరువులు) కలుషితం కాకుండా ఉండేందుకు తీసుకోవలసిన జాగ్రత్తలను వివరించారు.

బోధనా ఫలితం :

● నదుల వల్ల ఉపయోగాలను వివరించారు.

● నదులు భూగర్భ జలానికి శ్రీరామరక్ష అని తెలియజేశారు.

● నదులు సాగునీటికి, త్రాగునీటికి ప్రధాన వనరు అని తెలియజేశారు.

● నదులు కలుషితం కాకుండా సమాజానికి కల్పతరువు, అన్ని వృత్తులు కొనసాగడానికి ఆధారం అని తెలుసుకున్నారు.

● తం కాకుండా ఉండేందుకు తీసుకోవలసిన జాగ్రత్తలను వివరించారు.





HINDI (L2) तितली

(कविता वाचन)

गतिविधि : इस गतिविधि के दौरान बच्चों ने तितली कविता का वाचन कक्षा के समक्ष किया। यह एक व्यक्तिगत गतिविधि थी। छात्रों ने उत्साहपूर्वक भाग लिया।

निष्कर्ष : इस गतिविधि के द्वारा छात्रों में वाचन कौशल का विकास हुआ। छात्रों का आत्मविश्वास बढ़ा। छात्रों ने कविता को हाव-भाव के साथ प्रस्तुत करना सीखा।



Hindi Diwas

हिंदी दिवस के अवसर पर बच्चों में हिंदी भाषा के प्रति रुचि उत्पन्न करने के लिए हिंदी के प्रमुख रचनाकारों के लेख एवं कहानियों का संक्षिप्त रूप बच्चों से साझा किया गया। कहानी श्रवण गतिविधि में बच्चों को हरिशंकर परसाई द्वारा रचित व्यंग्यात्मक लेख 'स्नान' से संबंधित प्रश्नों के उत्तर देने थे।



उद्देश्य-

- साहित्य के अंतर्गत आने वाली व्यंग्यात्मक शैली से बच्चों को अवगत कराना।
- छात्रों को प्रसिद्ध लेखकों द्वारा रचित रचनाओं को पढ़ने के लिए प्रेरित करना।
- स्वीय रचना लिखने के लिए प्रोत्साहित करना।
- बच्चों को कलम की ताकत समझाते हुए समाज में चल रहे विसंगतियों के प्रति चेतनशील होने के लिए प्रेरित करना।
- आलोचनाओं को हास्यात्मक ढंग से प्रस्तुत करने के लिए प्रेरित करना।
- वाक्ता के बोल पर ही नहीं बल्कि उनकी शारीरिक भाषा पर भी ध्यान देने के लिए प्रोत्साहित करना।

प्रति फल-

- बच्चे 'स्नान' जैसे एक सामान्य विषय पर लेख सुनकर पहले अचंभित हुए।
- 'स्नान' जैसे विषय को समाज में चल रहे कुरीतियों से जुड़ता देख बच्चे अत्यंत प्रभावित हुए।
- एक कलम से किया गया छोटा सा शांतिपूर्ण कार्य तलवार से की गई हिंसा के मुकाबले बड़ा प्रभाव डाल सकता है। इस भावना से बच्चे अवगत हो पाए।
- बच्चों में हिंदी रचनाओं के प्रति रुचि उत्पन्न हुई।
- हास्यात्मक और व्यंग्यात्मक शैली में कहानी सुनकर बच्चे बहुत उत्साहित हुए।
- श्रवण कौशल के नियमों से अवगत हो पाए।





SCIENCE - WATER

Students of grade 6 have learnt about Indian rivers. They have researched about the Origin of Rivers , length and breadth of rivers ,and the path of rivers.Factors affecting river life ,Ways to protect rivers from pollution and importance of rivers. They have been divided into groups and each group worked on the above pointer and presented their research information in the form of a chart.



GRADE 7


SCIENCE - PENDULUM

The students were shown the working and arrangement of a simple pendulum and were explained in detail each part in the Physics Lab. The facilitator introduced the terms 'time period', and 'oscillation', 'extreme position', 'mean position' while demonstrating the swings of the simple pendulum.

The factors affecting the time period were also demonstrated in the lab. The students enjoyed calculating the number of oscillations made by the pendulum in different time intervals.



SCIENCE - SKETCH NOTES Physical and Chemical changes Students had recapitulation of "physical and chemical changes" as sketch notes where they wrote the definition, examples for each case. They presented very well





SCIENCE - DISTANCE TIME GRAPHS

This activity has taken place in the classroom. Learners will perform the activity individually. They are instructed to plot the graph and identify if it's a uniform or a non-uniform speed. Each student will calculate and tabulate the missing data in their notebooks.

Learning Outcomes- The students

- Understood how distance–time graphs are used to represent a journey traveled over a period of time.
- Learned to plot a distance–time graph given a real-life scenario.
- Calculated speeds and average speeds at different intervals on a distance–time graph.




HINDI (L1)

प्रारूप - कक्षा - 7 के विद्यार्थियों को मुहावरे की व्याख्या करने के पश्चात् विद्यार्थियों को 4 समूहों में विभाजित किया गया तथा (कक्षा में) 1 से 20 तक मुहावरों को पी 0 पी 0 टी 0 की सहायता से प्रक्षेपक (प्रोजेक्टर) में दिखाया गया। प्रत्येक समूह को चित्र देखकर पाँच - पाँच मुहावरे पहचानकर बताना था।

उद्देश्य - विद्यार्थियों को गतिविधि में भाग लेने के लिए अभिप्रेरित करना। सोचने - समझने की क्षमता विकास करना। आत्मविश्वास में वृद्धि करना। सहभागिता की प्रवृत्ति का विकास करना।

प्रति फल -

कक्षा गतिविधि में प्रत्येक विद्यार्थी ने बड़े ही उत्साह व रुचिपूर्वक ढंग से सभी समूहों ने एक - दूसरे के उत्तर को सुना। विद्यार्थियों के आत्मविश्वास में बढ़ोतरी हुई। पाठ्यक्रम (व्याकरण) को सरल, सुबोध व रोचक बनाना।



SOCIAL : ATMOSPHERIC PRESSURE AND WINDS

The students were asked to make a wind vane with the help of eco-friendly material.

LEARNING OUTCOME:

THE STUDENTS LEARNT:

- Wind vanes are still used today to measure wind direction.
- Vanes to indicate the four major directions.
- About the wind direction in Intermediate directions are Northwest, Northeast, Southwest, and Southeast.

Lesson: Humidity and Rainfall

Learning about all the different types of clouds is so much fun!

The students were asked to use cotton to make different kinds of clouds and place them according to the altitude they are usually found.

The students learnt:

- About the different kinds of clouds.
- The Shape and thickness of different types of clouds.
- The height at which different clouds are found.



GRADE 8

ENGLISH - COMIC STRIP

Objective: Design a comic strip on “WORLD WITHOUT FRICTION”.

PROCEDURE: Students designed “a comic strip on a world without friction”. Children enjoyed this activity very much. They took their favorite characters and prepared a comic strip. This activity allowed them to review what they had read in the lesson and also to take risks in real life due to lack of friction.

OUTCOME: Students understood that friction is necessary for us in our life to perform our daily life activities.



SCIENCE - BIOLOGY - FOLDABLE CELL

Students made a foldable plant cell or animal cell as per their roll number and grouping done by the teacher. They came up with beautiful and creative models of the cells. The students thoroughly enjoyed the activity and showcased their creativity.

LEARNING OUTCOME: Students understood the structure and functions of different cell organelles and cell parts in plant and animal cells..

MATH - PARALLELOGRAMS ACTIVITY:

MATH BINGO can be a good way to get kids to practice their problems. In parallelograms

Math Bingo, kids completed math problems by writing a question number to mark the correct answers on a 5x5 bingo card. There are two primary goals for Math Bingo: to answer the questions correctly and to mark five answers in a line for a "bingo" as quickly as possible. Students really enjoyed this lesson. This allows extra practice without having "just another worksheet"



MATH - EXPONENTS

ACTIVITY:

Exponents wheel activity can be a good way to integrate art and subject. By this they would understand the concepts better by creating their own Examples for each concept. students really enjoyed making this.



HINDI (L2) पक्षी

इस गतिविधि में बच्चों के द्वारा विभिन्न पक्षियों के नाम हिंदी में बताया गया है। हम सभी का कर्तव्य है कि हम पक्षियों को बचाएँ क्योंकि आज के समय में पक्षी धीरे-धीरे लुप्त होते देखे जा रहे हैं। पक्षियों से हम सभी मनुष्यों एवं जानवरों को कई तरह के फायदे हैं, इनको बचाना बेहद जरूरी है। यदि हम इनको बचाएंगे तभी हम पर्यावरण को स्वच्छ रख पाएंगे।





SANSKRIT - श्लोक: पाठः

इस गतिविधि के माध्यम से छात्रों की स्मरण क्षमता, लय बद्धता, उच्चारण स्पष्टता तथा भाषा प्रवाह का परीक्षण किया जाता है।



नाट्य मञ्चनम्- इस गतिविधि के माध्यम से छात्रों की अभिनय शक्ति, प्रस्तुतिकरण क्षमता, संवाद प्रस्तुतिकरण क्षमता, निरन्तरता का परीक्षण किया जाता है।



GRADE 9

ENGLISH - CONTEMPORARY FEMALE AUTHORS-

The students of grade 9 worked on making a booklet researching on the Contemporary female writers, their writing style and their famous works. They learned how to zero down on the significant details and systematically present the carefully selected data in an organized manner.



Sanskrit

इस गतिविधि के माध्यम से छात्रों की अभिनय शक्ति, प्रस्तुतिकरण क्षमता, संवाद प्रस्तुतिकरण क्षमता, निरन्तरता का परीक्षण किया गया।



TELUGU (L2)-

Students made words (Otthu padamulu) with the help of Otthulu. By doing such activities, they will develop passion for the language .



TRAINING OF THE SUPPORT STAFF

It is important for schools to provide ongoing training and professional development opportunities for staff to ensure that they have the skills and knowledge needed to effectively support the learning and development of students. By the word staff, it does not refer to teachers, rather it refers to the bus drivers, bus supervisors and the cleaners of the school.

At DPS Miyapur, we believe that everyone should get trained to create a brand. School staff training is essential for ensuring a successful and safe learning environment for the students. It keeps staff up to date on the latest trends and techniques, promotes a positive school culture, ensures student safety, and enhances professional development.

The drivers had a training session. Mr. Nagesh, Trainer for South India from EICHER Motors Ltd., an Indian multinational automotive company that manufactures motorcycles and commercial vehicles, trained the drivers. The main agenda for the session was to inform the drivers about the technological changes in the new model of the buses procured and also give them hands-on learning experience. He reiterated all the safety rules and emphasized on following all the rules. The Pro-Vice Chairman of DPS Miyapur was also present.



TRI DPS SERIES

Delhi Public School, Miyapur hosted the third session of the TRI-DPS Series conducted under the flagship of Vidyananda Educational Society.

The students of DPS Hyderabad and DPS Secunderabad reported to DPS Miyapur campus for the competition. All the students were very enthusiastic about the event. The sports events were for the students of Grades 6, 7 & 8. The competition was in basketball, football, lawn tennis, table tennis and chess.

The event was inaugurated by the Principal, Ms. Gowri Sarkar. It was joyful to watch the children compete with each other in bonhomie. DPS Hyderabad was declared over-all Champion.









Delhi Public School

Hyderabad | Secunderabad | Miyapur



Under the flagship of

VIDYANANDA EDUCATIONAL SOCIETY

“TRI DPS SERIES”

Inter School Sports Meet 02-09-2023

Hosted by DPS Miyapur

RESULT SHEET

EVENT		GRADE	HYDERABAD	POINTS	SECUNDERABAD	POINTS	MIYAPUR	POINTS
BASKETBALL	BOYS	VI	SILVER	3	BRONZE	1	GOLD	5
	GIRLS	VI	GOLD	5	BRONZE	1	SILVER	3
FOOTBALL	BOYS	VII	GOLD	5	BRONZE	1	SILVER	3
	GIRLS	VII	GOLD	5	NA	1	SILVER	3
"LAWN TENNIS (SINGLES)"	BOYS	VIII	SILVER	3	GOLD	5	BRONZE	1
	GIRLS	VIII	SILVER	3	BRONZE	1	GOLD	5
"LAWN TENNIS (DOUBLES)"	BOYS	VIII	BRONZE	1	GOLD	5	SILVER	3
	GIRLS	VIII	SILVER	3	BRONZE	1	GOLD	5
"TABLE TENNIS (SINGLES)"	BOYS	VIII	GOLD	5	BRONZE	1	SILVER	3
	GIRLS	VIII	BRONZE	1	SILVER	3	GOLD	5
"TABLE TENNIS (DOUBLES)"	BOYS	VIII	SILVER	3	BRONZE	1	GOLD	5
	GIRLS	VIII	BRONZE	1	GOLD	5	SILVER	3
CHESS	BOYS	VII	SILVER	3	NA	1	GOLD	5
	GIRLS	VII	SILVER	3	BRONZE	1	GOLD	5
OVERALL POINTS			HYDERABAD	44	SECUNDERABAD	28	MIYAPUR	54

	HYDERABAD	SECUNDERABAD	MIYAPUR
Gold	4	3	7
Silver	7	1	6
Bronze	3	8	1

Jyoti Sarkar
PRINCIPAL

Devi

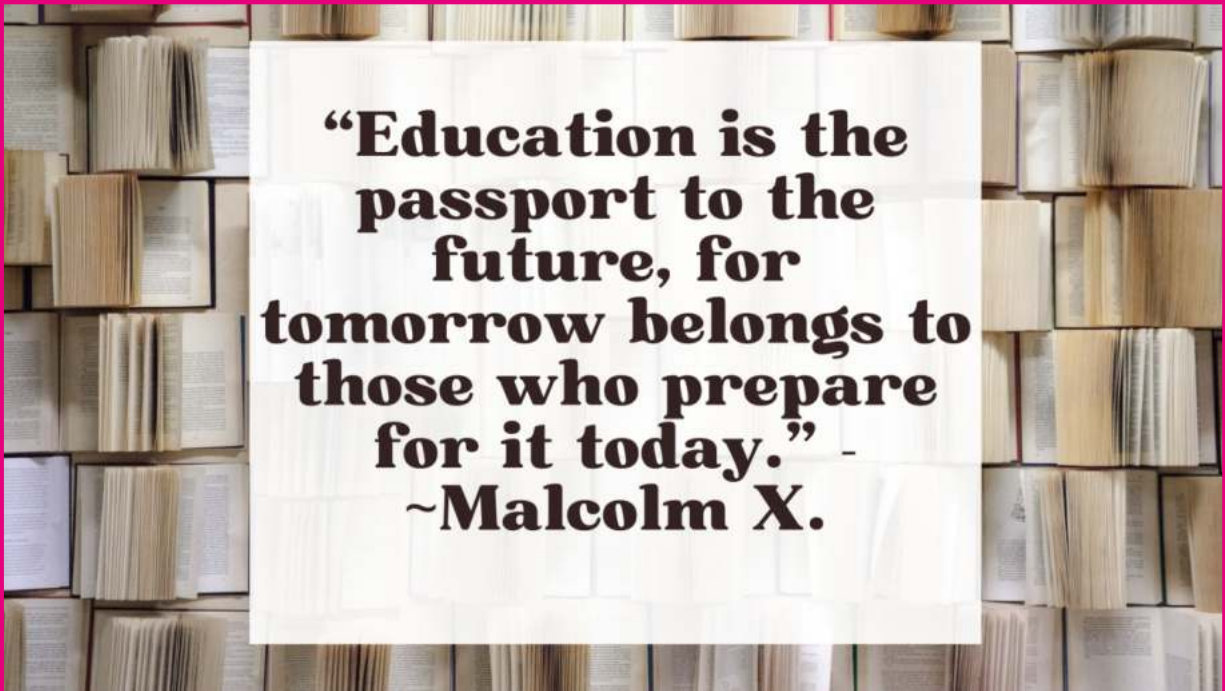
Organising Secretary

Mr. Jeevan Kumar
Sports (H.O.D) & Activity Co-ordinator

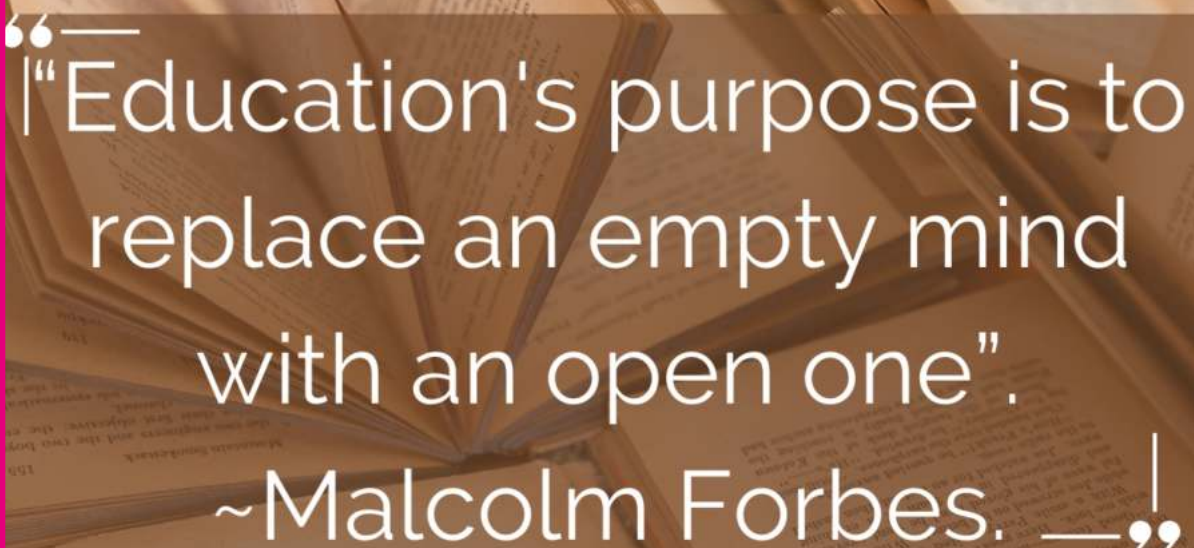


ANSWERS TO THE BRAIN TEASER ON PG 96

- | | |
|--------------------------|-------------------|
| 1) Kadhahi Paneer. | 8) Malai Kofta. |
| 2) Dum Aalu. | 9) Mix Veg. |
| 3) Shahi Paneer. | 10) Tomato Soup. |
| 4) Lachchha Paratha. | 11) Matar Pulav. |
| 5) Butter Nan | 12) Rasmalai. |
| 6) Chana Masala. | 13) Masala Papad. |
| 7) Paneer Butter Masala. | 14) Plain Nan |



**“Education is the passport to the future, for tomorrow belongs to those who prepare for it today.” -
~Malcolm X.**



**“—
|“Education's purpose is to replace an empty mind with an open one”.
~Malcolm Forbes. —”**

Until our Next issue: Stay Safe, Stay Healthy, and Stay Happy!

Phone: +91-7331100202/303 Email: info@dpsmiyapur.com